
Baseball Programs

Baseball

5-6-2016

Cedarville vs. Davis & Elkins

Cedarville University

Follow this and additional works at: https://digitalcommons.cedarville.edu/baseball_programs



Part of the [Higher Education Commons](#), and the [Sports Studies Commons](#)

Recommended Citation

Cedarville University, "Cedarville vs. Davis & Elkins" (2016). *Baseball Programs*. 68.
https://digitalcommons.cedarville.edu/baseball_programs/68

This Program is brought to you for free and open access by DigitalCommons@Cedarville, a service of the Centennial Library. It has been accepted for inclusion in Baseball Programs by an authorized administrator of DigitalCommons@Cedarville. For more information, please contact digitalcommons@cedarville.edu.

GAMEDAY

FRIDAY • 12PM
SATURDAY • 2PM
SENIOR DAY

JACKETS
VS.
DAVIS & ELKINS



   #CUJACKETS


MAKE IT
YOURS




May 4, 2016

Senior Day...named for the seniors, but made for the parents.

I've had the unbelievable privilege to play with all of these amazing seniors. They're some of the most outstanding men you'll ever have the opportunity to meet. For this blog I've set aside a section for each senior detailing a little about their time here and their plans for the future. Cheer on your seniors and your Yellow Jackets this weekend in their final home series. Be sure to say thank you and wish these men luck with their future plans.

Connor Hamilton RHP (#1) – Business Management

Connor is getting married in August (Can't wait to turn up!!!), and moving to warmer weather in South Carolina to pursue a career in business.

Favorite Memory: Beating #1 ranked University of Tampa last season. #WeBeatTampa

Jordan Adams RHP (#6) – Business Management and Finance

Jordan has plans to work at Otis Elevators in Cincinnati, OH, but also has plans to pursue Independent Baseball as another potential career option.

Favorite Memory: Reaching base on an error, giving him an OBP of 1.000, in his only collegiate at bat.

Garrett Baker RHP (#7) – Exercise Science

Garrett plans to play Independent Baseball professionally after the season ends. Once he retires from baseball he plans to pursue his Masters in PE while working as a graduate assistant coach. He also plans to work part-time as a pitching instructor.

Favorite Memory: Tyler Hurt laughing so hard that he spit ice cream all over the hotel walls...Guess you had to be there.

David Bancroft LHP (#9) – Biology

David will further his education with a doctorate degree in physical therapy at Simmons University in Texas.

Favorite Memory: Having 2 walk offs in the same day of the G-MAC Conference tournament Sophomore year.

Jesse Froese RHP (#19) – Business Management

Jesse is going back to Canada to work in the family business at Froese Vegetables, Inc. He will use his Business Management degree to improve operations for the company and expand his vegetable empire across Canada.

Favorite Memory: Making the team.

David Lenhardt OF (#34) – Exercise Science

David will work at Prasco Park in Cincinnati, OH as a stadium operations associate. David also plans to get use his exercise science degree and body-builder genes to get into the fitness industry.

Favorite Memory: Winning our semi-final game in the G-MAC Tournament with a walk off...on his birthday.

Freshman Spotlight



RHP (#15) – Brent Solinger

Brent has been a BIG asset to the team standing 6'9". While more mass doesn't equal more gas, Brent has learned the art of pitching to contact to get guys out. "Tree" brings strength to our team; both in the weight room and with the depth he brings to our pitching staff. Brent is a solid dude with a great sense of humor and an unmatched love of the game. We recently sat down with Brent to ask him some tough questions. If Brent could change his name, he would change it to Gunnar so he could have the nickname "Gun-Piece". When asked which character from Harry Potter he most associated with, Brent chose the

groundskeeper Hagrid. The person with the best facial hair on the team is Garrett Baker, and Brent agrees with me that Bond is far superior to Jason Bourne.

Quote of the Week

"Teamwork is the fuel that allows common people to produce uncommon results' – Anonymous" - Daniel Llerena

Weekly Award

Best Joke Told by a Bus Driver

Awarded to Craig for telling the following joke... "How do you catch a unique rabbit? ... You nique up on it."

Mailbag

"Who is better: James Bond or Jason Bourne?" - (Peter Martin, Ohio)

This topic has been the subject of heated debates over the last two years, and I always seem to be in the middle of the argument. First, there are two things you must know: I love to argue and James Bond is clearly the better of the two. We must first decide what question we are answering. Since the question is states as "better" this leaves some ambiguity. If we are asking whom would win in a street fight, the answer would be Jason Bourne because he has been genetically enhanced; both mentally and physically. For those who don't believe me that he is genetically enhanced (Cough, Dan Larkin), you should re-watch The Bourne Legacy and note that, "Operation Treadstone has been shown to be a Beta program along with Brackibriar, for creating super spies through genetic engineering" (The Bourne Legacy). Due to the unfair nature of the fight, this cannot be the ultimate determinant for which spy is superior.

Secondly, if we are comparing the two series, we must eliminate the older Bond films (From 1962 with Dr. No – 2002 with Die Another Day), and simply compare the two modern film series. By comparing the last four films in each series we can see that James Bond averages \$793 million per film, while Jason Bourne stumbles along at \$305 million. I do understand the Bond film has a much more storied franchise, and an older audience to tap into for sales. To combat this I compared the total ticket sales by millenials for each of the series' last four films. Unsurprisingly, Bond took home the gold yet again. Though I wish I could go into more detail and finally crush the pro-Bourne resistance, I must reach my conclusion.

Both characters are secretive, alone, and violent. But Bond is more than that. Bond is the epitome of class and sophistication; not only will he foil your plan, steal your girl, and make condescending comments, but he'll do it while adjusting the cufflinks on his custom fit suit. I like my spies getting out of an Aston Martin in downtown London rather than stumbling out of a cab in Los Angeles with less than half his memory.

Shoot me an email to weigh in on the discussion or express your thoughts on the matter.

Thanks for reading,

Big Mamu
jadencleland@cedarville.edu

Jaden Cleland is a junior catcher from Springfield, Ohio. He is in his third season with the Yellow Jackets and is majoring in pre-law.



@ClarkCleland

Read the blogs from other Yellow Jacket student-athletes at 2015-16 Blog Central. Go to:

yellowjackets.cedarville.edu



2016 Baseball Schedule/Results

14-25 Overall (7-11 G-MAC) • (Home 7-8 • Away 4-8 • Neutral 3-9)

Mar. 2	at Young Harris (1)	Young Harris, GA	L 3-5
Mar. 5	vs. Bethel IN+ (1)	Clearwater, FL	W 4-0
Mar. 7	vs. Upper Iowa+ (1)	Clearwater, FL	W 5-2
Mar. 8	at Eckerd (1)	St. Petersburg, FL	L 1-3
Mar. 9	vs. Missouri-St. Louis+ (1)	Clearwater, FL	L 10-35
Mar. 11	vs. Mansfield+ (1)	Clearwater, FL	W 6-4
Mar. 11	vs. Missouri-St. Louis+ (1)	Clearwater, FL	L 4-7
Mar. 12	vs. Rockhurst+ (1)	Clearwater, FL	L 10-11
Mar. 16	FINDLAY (1)	Cedarville	L 9-12
Mar. 18	vs. Lewis% (1)	Westfield, IN	L 11-18
Mar. 18	vs. Indianapolis% (1)	Westfield, IN	L 1-11 (7)
Mar. 19	vs. Drury% (1)	Westfield, IN	L 2-13
Mar. 22	at Ashland (1)	Ashland, OH	L 2-26
Mar. 25	TREVECCA*	Cedarville	L 6-11, L 6-7 (11)
Mar. 26	TREVECCA*	Cedarville	L 2-10, L 2-16
Mar. 29	TIFFIN (1)	Cedarville	L 6-14
Mar. 30	at Ohio Dominican (1)	Columbus, OH	L 3-7
Apr. 1	OAKLAND CITY (1)	Cedarville	W 14-5
Apr. 2	OAKLAND CITY	Cedarville	W 3-2, W 4-2
Apr. 10	vs. Alderson Broaddus*	Dayton, OH	L 4-6, L 0-2
Apr. 13	URBANA (1)	Cedarville	L 2-4
Apr. 15	at Salem International*	Salem, WV	W 13-2, L 1-7
Apr. 16	at Salem International*	Salem, WV	W 11-3, W 11-0
Apr. 18	vs. Kentucky State (1)	Cincinnati, OH	L 3-5
Apr. 19	MIAMI-HAMILTON (1)	Cedarville	W 7-3
Apr. 22	OHIO VALLEY*	Cedarville	L 5-11, W 10-0
Apr. 23	OHIO VALLEY*	Cedarville	W 7-6, W 7-0
Apr. 29	at Kentucky Wesleyan*	Owensboro, KY	L 6-7, L 6-10
Apr. 30	at Kentucky Wesleyan*	Owensboro, KY	W 4-1, L 1-2
May 6	DAVIS & ELKINS*	Cedarville	12 PM
May 7	DAVIS & ELKINS*	Cedarville	2 PM
May 11-14	G-MAC Tournament	Mason, OH	TBA

+ Clearwater Invitational; Clearwater, FL
 % Midwest Region Crossover; Westfield, IN
 * Great Midwest Athletic Conference
HOME GAMES IN BOLD CAPS
 All games are doubleheaders unless otherwise noted
 All start times Eastern



Weekend Series

The Cedarville University baseball team hosts the Davis & Elkins College Senators in a four-game Great Midwest Athletic Conference series this weekend to close out the 2016 regular season. CU's six seniors will be honored before Saturday's games.

Cedarville enters the weekend with a 14-25 mark (7-11 G-MAC) including a split of a league twinbill at Kentucky Wesleyan last Friday. Davis & Elkins brings a 13-29 record (7-13 G-MAC) into Yellow Jacket Field including a split of a G-MAC DH with visiting Ohio Valley last Saturday.

Junior third baseman Drew Johnson leads the Jackets with a .382 batting average. He tops CU with 60 hits, 13 doubles, three triples, 2 HR's, 11 stolen bases, 85 total bases and a .541 slugging pct. Senior outfielder David Lenhardt is second with a .349 batting average while ranking second with 44 base hits.



Drew Johnson

Sophomore outfielder Colton Potter is batting .23 with a team-high 30 runs batted in including a second-best nine SB's and 63 total bases.

Senior right-hander Garrett Baker is 3-2 with a 2.85 earned run average in 47 1/3 innings of action. Senior reliever Connor Hamilton is the all-time lead in appearances with 60 while posting two saves this year.

The Yellow Jackets will be playing in the six-team G-MAC Baseball Championship Tournament May 11-14 at Prasco Park in Mason, Ohio.



Last Time Up • 4/29/16

OWENSBORO, Ky. - The Yellow Jackets gave G-MAC frontrunner Kentucky Wesleyan all it could handle as the two sides traded victories in a twinbill.

Cedarville won the opener, 4-1, but dropped the second contest, 2-1.

Winning pitcher Andrew Plunkett, 2-1, Connor Hamilton, and Jordan Adams combined on a six-hitter in the first game.

The visitors struck for three runs in the first at bat - two of which were unearned. Drew Johnson launched a solo home run in the 3rd for a 4-0 lead.

Joey Chapman was 3-for-3 with a run scored. Thad Ferguson added two hits with a double.

Plunkett pitched five scoreless innings. He allowed five hits with three strikeouts and a walk.

In the nightcap, KWC pushed across a run in the bottom of the 8th inning to account for the 2-1 final.

Colton Potter had two hits including a double. Starting pitcher Garrett Baker fanned six in 6 1/3 innings for the Jackets.

 **Colonial Pizza**
 98 North Main • Cedarville, Ohio 45314
766-5779
 Owned and operated by
 Ronnie, Sandy & Toby Acton
HOURS:
 Sunday: 5:00 pm to 11:00 pm
 Monday thru Thursday: 11:00 am to 11:00 pm
 Friday & Saturday: 11:00 am to 12:00 pm
colonialpizzacedarville.com
 ONLINE ORDERING
 NOW AVAILABLE!


Cotterman & Company Inc.
 Industrial & Commercial Roofing
 www.CottermanRoofing.com
 Dayton & Minster, Ohio
937-433-8268

Trophy Sports Center

 • Team Sales
 • Awards
 • Uniforms
 • School Jackets
 • Screen Printing
376-2311

BEAVER-VU-BOWL
 1238 N. Fairfield Rd.
 Beaver Creek
937-426-6771
We support the Cedarville Yellow Jackets!

 **TRIEC**
 Industrial - Commercial - Residential
 High Voltage - Outdoor Installation & Repair
1630 Progress Drive
 Ph: (937) 323-3721
 Springfield, OH 45505
 Fax: (937) 323-8627
www.triec.com


Frame Haven Art Gallery, Inc.
 1300 Goodwin at W. First St.
 Springfield, Ohio 45504
 (937)323-9088 • Fax (937)323-9204
No job too large or small!!
 Owner: Don McKenna
 proud alumnus of Cedarville University
www.framehaven.net

Taste All That Life Has To Offer.
 
 taste | life
 100 south fountain • downtown springfield
937.322.3600
 www.melaurbanbistro.com

SUBWAY
 eat fresh.
 13 E. Chillicothe St.
 Cedarville, OH
766-7299
SUBWAY



Career Hitting Top Tens

(thru 4/29/16)

Batting Average (min. 50% of games; 2 AB/G)

- .407 Fred Greetham (1976-79)
- .394 Bruce McDonald (1966-69)
- .393 Logan Kasabian (2010-13)
- .383 David Convertini (2009-10)
- .377 Drew Johnson (2014-16)**
- .372 Steve Mays (1993-96)
- .356 Paul Wilson (2006-08)
- .355 Ron Hobar (1979-82)
- .352 David Lenhardt (2013-16)**
- .351 Dave Johnston (1973-76)

Runs Scored

- 163 Alex Beelen (2009-12)
- 152 Nate Davenport (2009-12)
- 144 Cam McWilliams (2011-14)
- 144 David Lenhardt (2013-16)**
- 138 Tyler Rost (2008-11)
- 127 Chris Ward (1993-96)
- 122 Paul Hembekides (2009-12)
- 116 Drew Johnson (2014-16)**
- 109 Sam Summerlin (2012-15)
- 107 Brady Workman (2006-09)

Hits

- 243 Alex Beelen (2009-12)
- 240 Nate Davenport (2009-12)
- 230 David Lenhardt (2013-16)**
- 213 Drew Johnson (2014-16)**
- 209 Tyler Rost (2008-11)
- 180 Cam McWilliams (2011-14)
- 179 Jeff Lowe (2002-05)
- 178 Sam Summerlin (2012-15)
- 161 Brandon Young (2007-10)
- 160 Chris Ward (2011-13)

Doubles

- 58 Nate Davenport (2009-12)
- 50 David Lenhardt (2013-16)**
- 48 Alex Beelen (2009-12)
- 47 Drew Johnson (2014-16)**
- 45 Jeff Lowe (2002-05)
- 40 Chris Ward (2010-13)
- 39 Paul Wilson (2006-08)
- 35 Brandon Young (2007-10)
- 34 Andrew Noble (2003-06)
- 34 Matt Houchin (2005-08)



Career Pitching Top Tens

(thru 4/29/16 / min. 2 seasons; 1 IP/G team has played)

Lowest Earned Run Average

- 1.66 Charlie Wilkins (1963-66)
- 2.54 David Ledbetter (2011-13)
- 2.68 Tom Knowles (1971-73)
- 2.68 Michael Roe (2011-12)
- 3.23 Dan Erlandson (1985-88)
- 3.40 Shane Hardy (1987-90)
- 3.43 Tim Kaufman (1973-74)
- 3.64 Mark Mathews (1979-82)
- 3.81 Jordan Ammon (2012-15)
- 4.00 Joe Bartemus (1973-76)

Appearances

- 60 Connor Hamilton (2014-16)**
- 56 Sean Larkin (2012-15)
- 54 Scott VanDerAa (1999-2002)
- 54 T.J. Taylor (2001-03)
- 51 T.J. Taylor (2008-11)
- 50 Clint Price (2007-10)
- 48 Matt Bonin (2003-06)
- 47 Rob Wasem (2007-08, 10-11)
- 46 Josh Smith (2001-05)
- 43 Jared Griest (2005-08)

Starts

- 46 Scott VanDerAa (1999-2002)
- 45 Matt Bonin (2003-06)
- 43 Clint Price (2007-10)
- 40 Josh Smith (2001-05)
- 38 T.J. Taylor (2008-11)
- 35 Mark Mathews (1979-82)
- 33 Shane Hardy (1987-90)
- 32 Charlie Wilkins (1963-66)
- 32 Sean Larkin (2012-15)
- 31 Todd Selman (1991-94)
- 31 David Ledbetter (2011-13)
- 31 Jordan Ammon (2012-15)

Triples

- 19 Drew Johnson (2014-16)**
- 13 Steve Mays (1993-96)
- 11 Ron Hobar (1979-82)
- 11 Marty Devine (1977-80)
- 11 Chris Ward (2010-13)
- 10 Alex Beelen (2009-12)
- 10 Nate Davenport (2009-12)
- 9 Josh Lunney (1995-98)
- 9 David Lenhardt (2013-16)**
- 7 Micah Hutchins (1998-01)
- 7 Paul Wilson (2006-08)

Home Runs

- 38 Nate Davenport (2009-12)
- 17 Steve Sagraves (1981-84)
- 13 Brady Workman (2006-09)
- 13 Drew Johnson (2014-16)**
- 12 Jeff Lowe (2002-05)
- 12 David Lenhardt (2013-16)**
- 10 Finny Rajchel (1985-87)
- 10 Bryan Mangin (1999-02)
- 10 Steve Mays (1993-96)
- 10 David Convertini (2009-10)

Runs Batted In

- 207 Nate Davenport (2009-12)
- 143 David Lenhardt (2013-16)**
- 130 Jeff Lowe (2002-05)
- 130 Drew Johnson (2014-16)**
- 114 Alex Beelen (2009-12)
- 100 Matt Houchin (2005-08)
- 99 Sam Summerlin (2012-15)
- 96 Tyler Rost (2008-11)
- 96 Chris Ward (2010-13)
- 94 Fred Greetham (1976-79)

Stolen Bases

- 86 Fred Greetham (1976-79)
- 80 Bruce McDonald (1966-69)
- 68 Paul Wilson (2006-08)
- 59 Steve Mays (1993-96)
- 56 Forest Greetham (2001-04)
- 51 Clancy Parker (1971-72, 74)
- 51 Cam McWilliams (2011-15)
- 50 Danny Olinger (1984-87)
- 49 Dan Coomes (1973-76)
- 49 Dave Johnston (1973-76)
- 49 Brady Workman (2006-09)

Complete Games

- 32 Charlie Wilkins (1963-66)
- 27 Mark Mathews (1979-82)
- 24 Clint Price (2007-10)
- 21 Shane Hardy (1987-90)
- 21 Todd Seljan (1991-94)
- 20 Clint Miller (1993-96)
- 18 Dan Erlandson (1985-88)
- 18 Scott VanDerAa (1999-2002)
- 18 Matt Bonin (2003-06)
- 17 Jeff Dilley (1982-84)
- 17 David Carrick (1989-92)
- 17 T.J. Taylor (2008-11)

Innings Pitched

- 269.1 Scott VanDerAa (1999-2002)
- 265.2 Charlie Wilkins (1963-66)
- 265.0 Clint Price (2007-10)
- 260.0 Matt Bonin (2003-06)
- 243.1 T.J. Taylor (2008-11)
- 228.2 Sean Larkin (2012-15)
- 220.1 Mark Mathews (1979-82)
- 213.2 Josh Smith (2001-05)
- 211.2 Shane Hardy (1987-90)
- 205.2 Jordan Ammon (2012-15)

Strikeouts

- 405 Charlie Wilkins (1963-66)
- 238 David Ledbetter (2011-13)
- 232 Matt Bonin (2003-06)
- 213 T.J. Taylor (2008-11)
- 172 Clint Price (2007-10)
- 168 Shane Hardy (1987-90)
- 166 Scott VanDerAa (1999-2002)
- 163 Jordan Ammon (2012-15)
- 153 Sean Larkin (2012-15)
- 150 Mark Mathews (1979-82)
- 150 Todd Seljan (1991-94)



Great Midwest Athletic Conference

2016 Baseball Standings

(thru 5/5/16)

School	G-MAC			Overall				
	W	L	T	Pct.	W	L	T	Pct.
Kentucky Wesleyan*	17	3	0	.917	32	13	0	.711
Trevecca*	17	3	0	.917	28	17	0	.622
Alderson Broaddus*	14	8	0	.636	25	19	0	.568
Cedarville*	7	11	0	.389	14	25	0	.359
Davis & Elkins*	7	13	0	.350	13	29	0	.310
Ohio Valley	6	14	0	.300	12	33	0	.267
Salem International	2	18	0	.100	6	37	0	.140

* Clinched postseason berth for 2016 G-MAC Championship

NCBWA NCAA II National Rankings - 5/3/16

RANK	SCHOOL	RECORD	POINTS	PREVIOUS
1	Millersville (14)	43-4	397	1
2	Tampa (2)	39-7	383	3
3	St. Cloud State	34-6	354	2
4	Colorado Mesa	37-7	352	4
5	Franklin Pierce (N.H.)	40-4	340	8
6	California Baptist	37-9	322	6
7	Columbus State (Ga.)	39-11	303	7
8	St. Edward's (Texas)	37-10	274	9
9	Southern N.H.	40-5	271	5
10	Quincy (Ill.)	33-11	257	10
11	Lander (S.C.)	35-12	228	11
12	West Florida	33-13	227	12
13	Dixie State (Utah)	38-12	203	14
14	Mercyhurst (Pa.)	37-10	188	20
15	Nova Southeastern (Fla.)	33-14	162	15
16	Minnesota Duluth	33-9	148	NR
17	USC Aiken	35-14	121	NR
18	Texas A&M-Kingsville	32-14	107	NR
19	Cal Poly-Pomona	31-14	100	23
20	Grand Valley State (Mich.)	28-12-1	97	NR
21	West Alabama	35-13	84	21
22	St. Thomas Aquinas (N.Y.)	32-11	60	24
23	Central Missouri	31-12	55	NR
24	Lubbock Christian (Texas)	32-15	39	16
25	Catawba (N.C.)	34-17	32	NR

Also receiving votes: West Chester, Pa. (32-11) 29; Delta State, Miss. (33-16) 17; Southern Indiana (29-16) 10; Cal. St.-Monterey Bay (31-14) 9; Belmont-Abbey (36-13-1) 9; Arkansas-Monticello (31-13) 8; East Stroudsburg, Pa. (35-14) 6; Erskine, S.C. (37-15) 6; Angelo State, Texas (29-18) 1; West Georgia (37-12) 1.

RAYMOND JAMES
& ASSOCIATES, INC.
Member New York Stock Exchange/SIPC

Lou Vision
Vice President, Investments
Lou.Vision@RaymondJames.com
(937) 431-6700



MARKETS FLUCTUATE. RELATIONSHIPS SHOULDN'T.
WE'RE WITH YOU EVERY STEP OF THE WAY.



Cedarville University "Yellow Jackets" (14-25, 7-11)*

*thru 4/29/16



Head Coach: Mike Manes (9th yr., 249-216-2, .535) Assistant Coach: Ben Galbreath

No	Player	Pos	Ht	Wt	Yr	B-T	Hometown	High School
1	Connor Hamilton	RHP	6-2	165	Sr	R-R	Rochester, NY	Gates-Chili
3	Nate Robinson	RHP	5-10	185	Jr	R-R	Dennison, OH	Claymont
4	Marshall Johnson	SS	5-11	195	Jr	R-R	Orlando, FL	Lake Mary
5	Thad Ferguson	SS	5-10	175	So	R-R	Cincinnati, OH	Mars Hill Academy
6	Jordan Adams	RHP	6-2	190	Sr	R-R	Ridgeway, VA	Carlisle
7	Garrett Baker	RHP	6-0	195	Sr	R-R	East Longmeadow, MA	East Longmeadow
8	Andrew Ziegenfus	1B	6-5	235	So	R-R	Binghamton, NY	Chenango Forks
9	David Bancroft	LHP	6-2	200	Sr	L-L	Matthews, NC	Matthews Academy
10	Drew Johnson	3B	6-2	205	Jr	S-R	Cincinnati, OH	Mason
11	Joey Chapman	C	6-0	200	So	R-R	Springfield, OH	Shawnee
12	Alex Kebbel	OF	6-0	200	Fr	L-L	Cleveland, OH	Cuy. Valley Chr. Acad.
14	Gunnar Stinson	OF	5-8	180	Fr	L-L	Simpsonville, KY	Homeschool
15	Brent Solinger	RHP	6-8	255	Fr	R-R	Massillon, OH	Jackson
17	Jordan Ralston	LHP	5-10	190	Fr	L-L	Terre Haute, IN	Terre Haute South Vigo
18	Nathan Bancroft	OF	6-1	175	Jr	R-R	Matthews, NC	Matthews Academy
19	Jesse Froese	RHP	6-3	205	Sr	R-R	Eden, ONT	Mt. Salem Christian
20	Marc Russell	SS	6-0	185	So	R-R	Grove City, OH	Central Crossing
21	Andrew Plunkett	LHP	6-0	190	Fr	L-L	Libertyville, IL	Libertyville
22	Ross Melchior	2B	6-2	195	Fr	S-R	Cheyenne, WY	Cheyenne Central
23	Josh Kneeland	RHP	6-3	220	So	R-R	Lockport, NY	Newfane
24	Jaden Cleland	C	6-4	215	Jr	R-R	Springfield, OH	Northwestern
25	Jesse Bush	1B	6-1	220	So	R-R	Ballston Spa, NY	Ballston Spa
26	Blake Robertson	RHP	6-1	195	So	R-R	Chesapeake, VA	Greenbrier Chr. Acad.
27	Dan Llerena	2B	5-9	175	Fr	R-R	Largo, FL	Indian Rocks Christian
28	Riley Landrum	RHP	6-1	200	Fr	R-R	Amanda, OH	Amanda-Clearcreek
30	Colton Potter	OF	6-0	200	So	R-R	Jersey Shore, PA	Jersey Shore Area
32	Cole Swigert	OF	6-3	215	Jr	R-R	Lebanon, OH	Lebanon
33	Eli Weldy	RHP	6-2	230	So	R-R	Boca Raton, FL	Barron Collier
34	David Lenhardt	OF	5-10	195	Sr	L-R	Batavia, OH	Batavia
36	Corey Adkins	C	6-3	210	Fr	R-R	San Diego, CA	Maranatha Christian

Cedarville Hardware

Cedarville, OH
Open 8 am - 5:30 pm
Monday through Saturday

We are located in the center of town or call us at 766-1941



937-879-3000

8250 Expansion Way
Dayton, OH 45424

"Official Charter Company of the Cedarville Yellow Jackets"

Mom and Dad's Dairy Bar

320 N. Main St.,
Cedarville, OH

(937)766-2046



Davis & Elkins College "Senators" (13-29, 7-13)*

*thru 4/30/16



Head Coach: Mason Heyne Assistant Coach: Pete Broehl

No	Player	Pos	Ht	Wt	Yr	B-T	Hometown	Previous School
2	Owen Arbogast	LHP	6-1	210	So	L-L	Valley Head, WV	Tygarts Valley HS
3	Austin Main	LHP	5-10	148	So	L-L	Frederick, MD	Middletown HS
4	Al Johnson	OF	6-0	170	Fr	R-R	Philippi, WV	Philip Barbour HS
5	Michael Wood	3B	5-11	180	Jr	R-R	Seneca Falls, NY	Jefferson CC
6	Ryan Ray	C	5-9	180	Fr	R-R	Murrysville, PA	Pittsburgh Cent. Cath. HS
8	Ryan Butts	C	5-11	205	Jr	R-R	Williamsport, MD	Williamsport HS
9	William Kendrick	OF	6-2	175	Sr	R-R	Martinsville, VA	Carlisle School
10	Zach Bradfield	LHP	6-3	205	Sr	L-L	Fort Ashby, WV	Frankfort HS
11	Travis Phelps	SS	5-11	175	Sr	R-R	Frederick, MD	Thomas Johnson HS
12	Manuel Santamaria	IF	5-4	160	Fr	R-R	Lecheria, Venezuela	Agustiniano Ciudad Salitre
13	Joshua Hammerton	OF/RHP	5-10	185	Fr	R-R	Alliance, OH	Alliance HS
14	Tyler Mason	RHP/UTL	6-1	192	So	R-R	Martinsburg, WV	Martinsburg HS
17	Forrest Williamson	RHP	6-4	190	Jr	R-R	Hagerstown, MD	Clear Spring HS
18	Lance VanNoy	OF	5-10	180	Sr	L-R	Elkins, WV	Elkins HS
19	Tyler Honeycutt	RHP/IF	5-11	175	Jr	R-R	St. Leonard, MD	Calvert HS
21	Bragg Eastin	C/1B	6-1	220	Fr	L-R	Westland, MI	Mich. Luth. Seminary
24	Will Oliver	OF/2B	5-9	160	Fr	R-R	Charleston, WV	Jefferson HS
30	Cody Luker	RHP	6-2	185	So	R-R	Pensacola, FL	Pine Forest HS
31	Robbie McKinney	OF	6-0	180	Fr	L-R	Ashville, OH	Teays Valley HS
34	Christian Scott	RHP	6-2	145	Sr	R-R	Valley Bend, WV	Tygarts Valley HS

Comfort Suites

121 Raydo Circle,
Springfield, OH 45506



Only 12 miles from CU!

Proud to support the Yellow Jackets!!

937-322-0707

Peifer Orchards



Mon.-Sat., 10-6, Sunday, Noo
1/2 mile north of Yellow Springs
4590 US 68 N.
Yellow Springs, OH 45387
Farm Fresh Produce and Unique Gifts



- Kettering 294-6895
- Centerville 436-2222
- Xenia 372-2555

Bike Rentals

www.kgbikes.com



2016 Davis & Elkins College Baseball Statistics*

*thru 4/30/16



Record: 13-29 Home: 4-11 Away: 7-16 Neutral: 2-2 G-MAC: 7-13

Player	avg	gp-gs	ab	r	h	2b	3b	hr	rbi	tb	slg%	bb	hp	so	gdp	ob%	sf	sh	sb-att	po	a	e	fld%		
18 VanNoy, Lance	.377	42-42	151	23	57	12	0	3	40	78	.517	13	5	15	1	.439	2	0	2-2	39	1	4	.909		
11 Phelps, Travis	.328	39-39	137	34	45	12	3	0	23	63	.460	11	10	15	1	.413	2	0	9-10	133	81	6	.973		
31 McKinney, Robbie	.297	42-40	138	20	41	6	1	0	13	49	.355	20	0	19	1	.381	2	2	12-15	115	5	3	.976		
5 Wood, Michael	.260	41-39	127	9	33	2	0	0	11	35	.276	13	1	19	2	.329	2	6	1-2	53	95	8	.949		
4 Johnson, Al	.259	13-8	27	5	7	1	1	0	1	10	.370	0	1	8	0	.286	0	0	2-3	7	0	1	.875		
21 Eastin, Bragg	.239	34-27	88	12	21	2	1	1	16	28	.318	8	10	21	0	.364	1	1	3-4	167	18	4	.979		
24 Oliver, Will	.235	36-31	102	9	24	5	0	0	12	29	.284	5	2	28	0	.282	1	4	7-8	58	3	1	.984		
14 Mason, Tyler	.231	39-37	117	14	27	3	1	0	10	32	.274	8	10	24	1	.331	1	1	1-2	76	49	13	.906		
19 Honeycutt, Tyler	.226	42-41	93	16	21	2	0	0	4	23	.247	5	8	12	0	.315	2	4	3-3	49	78	6	.955		
8 Butts, Ryan	.222	39-34	108	12	24	2	0	1	6	29	.269	6	5	32	0	.292	1	7	0-0	144	27	5	.972		
9 Kendrick, William	.185	41-39	135	12	25	6	1	1	10	36	.267	5	1	33	0	.220	0	3	4-4	52	6	0	1.000		
12 Santamaria, Manuel	.118	8-4	17	0	2	0	0	0	1	2	.118	0	0	2	0	.118	0	2	0-1	8	11	1	.950		
6 Ray, Ryan	.000	12-6	21	2	0	0	0	0	0	0	.000	0	1	11	2	.045	0	0	1-1	30	3	0	1.000		
10 Bradfield, Zach	.000	15-13	2	0	0	0	0	0	0	0	.000	1	0	0	0	.333	0	0	0-0	11	16	2	.931		
3 Main, Austin	.000	15-13	2	0	0	0	0	0	0	0	.000	0	0	1	1	.000	0	0	0-0	3	12	0	1.000		

30 Luker, Cody	.000	16-2	0	0	0	0	0	0	0	0	.000	0	0	0	0	.000	0	0	0-0	2	3	0	1.000		
2 Arbogast, Owen	.000	15-0	0	0	0	0	0	0	0	0	.000	0	0	0	0	.000	0	0	0-0	0	1	1	.500		
17 Williamson, Forrest	.000	19-0	0	0	0	0	0	0	0	0	.000	0	0	0	0	.000	0	0	0-0	1	4	2	.714		
34 Scott, Christian	.000	16-4	0	0	0	0	0	0	0	0	.000	0	0	0	0	.000	0	0	0-0	0	8	1	.889		
Totals	.258	42	1265	168	327	53	8	6	147	414	.327	95	54	240	9	.333	14	30	45-55	948	421	58	.959		
Opponents	.323	42	1305	295	422	81	20	27	277	624	.478	175	53	183	23	.420	15	15	54-75	993	418	50	.966		

LOB - Team (297), Opp (320). DPs turned - Team (32), Opp (15). IBB - Team (3), Wood, M. 1, VanNoy, L. 1, Eastin, B. 1, Opp (1). Picked off - Oliver, W. 4, VanNoy, L. 4, Honeycutt 1, Kendrick, W. 1, Johnson, A. 1, Eastin, B. 1, Wood, M. 1.

(All games Sorted by Earned run avg)

Player	era	w-l	app	gs	cg	sho	sv	ip	h	r	er	bb	so	2b	3b	hr	b/avg	wp	hp	bk	sfa	sha
10 Bradfield, Zach	3.95	5-6	13	12	5	0/0	0	79.2	73	49	35	41	45	14	3	2	.249	4	10	3	4	3
9 Kendrick, William	4.50	0-0	5	0	0	0/0	0	6.0	5	3	3	4	4	2	0	0	.217	2	0	0	0	0
17 Williamson, Forrest	5.14	2-1	19	0	0	0/0	0	28.0	34	26	16	11	15	6	1	2	.276	2	6	2	0	1
14 Mason, Tyler	6.75	0-0	5	0	0	0/0	0	6.2	12	6	5	6	7	2	1	2	.414	0	2	1	1	0
3 Main, Austin	7.43	2-8	14	12	4	0/0	0	63.0	88	61	52	40	32	18	5	3	.330	4	3	0	3	3
19 Honeycutt, Tyler	7.53	2-9	13	12	2	0/0	0	55.0	90	60	46	31	45	17	4	5	.367	6	5	1	2	5
30 Luker, Cody	8.07	2-0	16	2	2	0/0	1	32.1	41	31	29	10	14	7	1	4	.320	4	15	1	3	0
34 Scott, Christian	10.54	0-4	16	4	0	0/0	0	27.1	43	36	32	23	13	10	0	5	.374	4	9	1	0	3
2 Arbogast, Owen	11.50	0-1	14	0	0	0/0	0	18.0	36	23	23	9	8	5	5	4	.439	4	3	0	2	0
Totals	6.86	13-29	42	42	13	0/0	1	316.0	422	295	241	175	183	81	20	27	.323	30	53	9	15	15
Opponents	3.83	29-13	42	42	12	5/2	4	331.0	327	168	141	95	240	53	8	6	.258	35	54	1	14	30

PB - Team (10), Butts, R. 6, Ray, R. 4, Opp (1). Pickoffs - Team (9), Butts, R. 3, Bradfield 2, Eastin, B. 1, Scott, C. 1, Main, A. 1, Honeycutt 1, Opp (7). SBA/ATT - Butts, R. (39-53), Main, A. (16-17), Bradfield (9-17), Ray, R. (12-14), Scott, C. (8-11), Honeycutt (6-11), Luker, C. (6-7), Arbogast, O. (3-4), Williamson (4-4), Mason, T. (1-3), Eastin, B. (1-2), Kendrick, W. (1-1).

SCREENPLAY
PRINTING EST. 1984
937-374-2646
1450 South Patton Street
Xenia, OH 45385
email: scplay@aol.com
www.screenplayprinting.com

WICKLINE'S GARDEN CENTER
Xenia, Ohio
372-2461

Xenia Shoe & Leather Repair
211 E. Main St. Xenia, Ohio
376-8156

PARADISE Kettle Korn

SUPPORTING YOUR TEAM ON AND OFF THE FIELD

OHIO VALLEY sports medicine

Your Ohio Valley Team of Professionals:
Medical Director: Ian Thompson, M.D., M.S., F.A.A.O.S.
Director of Sports Medicine: Michael Willets, MS, AT
Aaron Bair, AT, CSCS; Ryan Chamberlin, AT; Shila Obee, AT; Justin Stanfill, AT; Noshir Deboo, MD; John Dobson, MD; David Galluch, MD; Tarsem Garg, MD; Lance Tigger, DO; Kevin Zartman, MD; Philip Cain, DPM; Donald LeMelle, DPM; David Anon PT, DPT, AT; Megan Chojnacki, PT, MPT; Wade Rice, PT, DPT, CSCS; Terrie Wilborn-Halverson, PT, DPT

- Athletic Training & Injury Prevention
- Certified Concussion Management & Testing
- Sports Performance Enhancement
- Walk-In Clinic
- Sports Injury Helpline
- Pupil Activity Program (PAP) Certification Training
- CPR Training

Sports Injury Helpline
937-521-4960
Call our Sports Injury Helpline for access to a sports medicine professional

140 W. MAIN ST., SPRINGFIELD | 937.521.4960 | OVSportsMedicine.com



2016 Cedarville University Baseball Statistics*

*thru 4/29/16



Record: 14-25 Home: 7-8 Away: 4-8 Neutral: 3-9 G-MAC: 7-11

Player	avg	gp-gs	ab	r	h	2b	3b	hr	rbi	tb	slg%	bb	hp	so	gdp	ob%	sf	sh	sb-att	po	a	e	fld%
10 Johnson, Drew	.382	39-39	157	27	60	13	3	2	29	85	.541	14	1	16	4	.434	1	0	11-13	45	55	11	.901
34 Lenhardt, David	.349	37-37	126	26	44	10	0	2	22	60	.476	27	1	18	3	.462	2	0	0-0	57	0	5	.919
14 Stinson, Gunnar	.346	12-8	26	4	9	2	0	0	8	11	.423	2	2	2	0	.406	2	1	2-2	16	0	0	1.000
30 Potter, Colton	.323	36-36	130	22	42	12	3	1	30	63	.485	12	1	11	5	.379	2	1	9-11	46	4	3	.943
5 Ferguson, Thad	.314	39-39	137	30	43	3	3	0	12	52	.380	17	3	19	3	.399	1	3	5-8	63	110	18	.906
11 Chapman, Joey	.303	34-30	109	19	33	6	0	0	16	39	.358	11	3	12	4	.376	2	1	1-1	90	8	0	1.000
27 Llerena, Dan	.268	30-22	71	17	19	0	0	1	9	22	.310	5	4	6	2	.337	3	3	6-6	48	50	2	.980
4 Johnson, Marshall	.264	28-21	87	13	23	4	0	0	12	27	.310	4	4	12	4	.326	0	6	0-0	22	2	1	.960
18 Bancroft, Nathan	.250	30-25	104	12	26	5	0	0	10	31	.298	9	1	23	1	.316	0	2	1-3	54	1	3	.948
22 Melchior, Ross	.247	28-27	77	14	19	2	0	0	10	21	.273	19	2	19	1	.400	2	3	1-1	38	47	6	.934
8 Ziegenfuss, Andrew	.227	38-38	132	13	30	7	1	0	15	39	.295	14	2	28	1	.309	1	2	0-0	251	14	2	.993
24 Cleland, Jaden	.227	28-26	97	14	22	4	0	1	10	29	.299	8	7	30	3	.330	0	5	1-1	184	21	5	.976
25 Bush, Jesse	.182	6-2	11	0	2	0	0	0	2	2	.182	1	0	5	1	.250	0	0	0-0	20	0	0	1.000
32 Swigert, Cole	.143	5-2	7	1	1	0	0	0	2	1	.143	2	0	3	1	.333	0	0	0-0	1	0	0	1.000
36 Adkins, Corey	.000	2-0	1	0	0	0	0	0	0	0	.000	0	0	1	0	.000	0	0	0-0	1	0	0	1.000
26 Robertson, Blake	.000	5-0	0	0	0	0	0	0	0	0	.000	0	0	0	0	.000	0	0	0-0	0	1	0	1.000
21 Plunkett, Andrew	.000	10-4	0	0	0	0	0	0	0	0	.000	0	0	0	0	.000	0	0	0-0	2	3	3	.625
28 Landrum, Riley	.000	6-0	0	0	0	0	0	0	0	0	.000	0	0	0	0	.000	0	0	0-0	0	2	0	1.000
19 Froese, Jesse	.000	10-0	0	0	0	0	0	0	0	0	.000	0	0	0	0	.000	0	0	0-0	0	0	0	.000
15 Solinger, Brent	.000	8-5	0	0	0	0	0	0	0	0	.000	0	0	0	0	.000	0	0	0-0	2	2	0	1.000
1 Hamilton, Connor	.000	18-3	0	0	0	0	0	0	0	0	.000	0	0	0	0	.000	0	0	0-0	6	8	2	.875
23 Kneeland, Josh	.000	10-8	0	0	0	0	0	0	0	0	.000	0	0	0	0	.000	0	0	0-0	2	1	2	.600
6 Adams, Jordan	.000	15-0	0	0	0	0	0	0	0	0	.000	0	0	0	0	.000	0	0	0-0	1	0	0	1.000
17 Ralston, Jordan	.000	9-0	0	0	0	0	0	0	0	0	.000	0	0	0	0	.000	0	0	0-0	1	0	0	1.000
9 Bancroft, David	.000	12-2	0	0	0	0	0	0	0	0	.000	0	0	0	0	.000	0	0	0-0	0	4	1	.800
3 Robinson, Nate	.000	10-8	0	0	0	0	0	0	0	0	.000	0	0	0	0	.000	0	0	0-0	3	7	2	.833
7 Baker, Garrett	.000	9-8	0	0	0	0	0	0	0	0	.000	0	0	0	0	.000	0	0	0-0	1	8	2	.818
33 Weldy, Eli	.000	3-0	0	0	0	0	0	0	0	0	.000	0	0	0	0	.000	0	0	0-0	0	1	0	1.000
Totals	.293	39	1272	212	373	68	10	7	187	482	.379	145	31	205	33	.375	16	27	37-46	954	349	68	.950
Opponents	.300	39	1303	290	391	83	13	6	259	518	.398	198	55	264	19	.409	17	14	41-59	986	394	82	.956

LOB - Team (313), Opp (341). DPs turned - Team (24), Opp (38). TPs turned - Team (0), Opp (1). IBB - Team (1), Melchior, 1, Opp (1). Picked off - Ferguson 3, Potter 1, Chapman 1, Bancroft, N 1.

(All games Sorted by Earned run avg)

Player	era	w-l	app	gs	cg	sho	sv	ip	h	r	er	bb	so	2b	3b	hr	b/avg	wp	hp	bk	sfa	sha
33 Weldy, Eli	0.00	0-0	3	0	0	0/1	0	5.0	2	0	0	1	4	0	0	0	.125	0	0	0	0	0
18 Bancroft, Nathan	0.00	0-0	1	0	0	0/0	0	0.2	2	1	0	1	1	1	0	0	.667	1	0	0	0	0
7 Baker, Garrett	2.85	3-2	9	8	0	0/2	0	47.1	41	16	15	28	56	10	0	0	.237	3	4	0	2	2
6 Adams, Jordan	2.87	1-0	15	0	0	0/1	2	15.2	12	8	5	11	18	0	0	1	.211	1	1	2	1	0
1 Hamilton, Connor	5.05	1-6	18	3	2	0/1	2	46.1	49	30	26	3	36	12	2	2	.266	3	6	1	3	3
23 Kneeland, Josh	6.11	3-4	10	8	1	1/1	0	45.2	57	40	31	13	45	15	4	1	.294	4	2	0	0	1
21 Plunkett, Andrew	6.39	2-1	10	4	0	0/0	0	25.1	46	26	18	14	16	7	2	0	.377	3	4	0	2	2
3 Robinson, Nate	7.46	2-5	10	8	0	0/0	0	44.2	52	46	37	31	32	9	1	0	.295	12	15	0	2	2
15 Solinger, Brent	8.44	1-2	8	5	0	0/0	0	26.2	41	29	25	20	15	9	2	1	.360	3	3	0	1	0
9 Bancroft, David	9.00	0-2	12	2	0	0/0	0	23.0	31	25	23	21	18	8	1	0	.313	3	5	2	1	2
19 Froese, Jesse	10.24	1-0	10	0	0	0/0	0	9.2	16	16	11	18	6	1	1	0	.381	5	4	0	2	1
17 Ralston, Jordan	10.32	0-1	9	0	0	0/0	0	11.1	13	15	13	12	7	3	0	0	.277	1	7	0	1	0
22 Melchior, Ross	10.80	0-1	2	1	0	0/0	0	3.1	6	4	4	1	2	1	0	0	.375	0	2	1	0	0
28 Landrum, Riley	12.91	0-1	6	0	0	0/0	0	7.2	5	11	11	13	7	1	0	0	.208	0	0	0	1	1
36 Adkins, Corey	20.25	0-0	1	0	0	0/0	0	1.1	7	10	3	2	1	4	0	0	.583	1	0	0	1	0
26 Robertson, Blake	27.00	0-0	5	0	0	0/0	0	4.1	11	13	13	7	0	2	0	1	.458	0	2	0	0	0
Totals	6.65	14-25	39	39	3	4/3	4	318.0	391	290	235	196	264	83	13	6	.300	40	55	6	17	14
Opponents	4.33	25-14	39	39	7	1/0	10	322.0	373	212	155	145	205	68	10	7	.293	40	31	3	16	27

PB - Team (11), Cleland 8, Chapman 3, Opp (6). Pickoffs - Team (2), Cleland 2, Opp (6). SBA/ATT - Cleland (29-41), Chapman (12-16), Solinger (6-11), Baker (5-11), Robinson (5-8), Bancroft, D (6-7), Hamilton (6-7), Kneeland (3-5), Plunkett (4-4), Melchior (3-3), Ralston (2-2), Adkins (1-1).

Hightech Automotive
 Appointments for sick cars and unhappy owners;
937.766.9852
 105 West Xenia Avenue
 Cedarville, OH

GRAND RENTAL STATION
Urbana, OH
937-484-3333

Hampton Inn
Springfield, Ohio
937-325-8480

\$3.99 Generics with Club Rx
Clark's PHARMACY
 9 South Main St. | Cedarville, OH 45314 | 937.766.9900
 (Next to the Cedarville Library)
FREE CAMPUS DELIVERY

Chick-fil-A
 Chick-fil-A of Beavercreek proudly supports Cedarville University and their student-athletes.
Two Locations:
 Fairfield Commons and on N. Fairfield Road just south of Target

BACKGROUNDS Furniture
Xenia, Ohio
372-6002
 "We Back the Jackets!"

GRACE BAPTIST CHURCH
 CEDARVILLE, OHIO
 Learn God's Word.
 Live God's Way.
 Light God's World.
www.gracecedarville.org

The Corner Bakery
766-3088
 71 N. Main St.
 Cedarville, OH 45314
 Thurs.-Sat. 6:30 a.m.-2:00 p.m.
 • Birthday cakes
 • Special orders
 • Delivery available



Meet the 2016 Yellow Jackets



1
Connor Hamilton
6-2 · Sr · RHP
Rochester, NY



3
Nate Robinson
5-10 · Jr · RHP
Dennison, OH



4
Marshall Johnson
5-11 · Jr · SS
Orlando, FL



5
Thad Ferguson
5-10 · So · SS
Cincinnati, OH



6
Jordan Adams
6-2 · Sr · RHP
Ridgeway, VA



7
Garrett Baker
6-0 · Sr · RHP
E. Longmeadow, MA



8
Andrew Ziegenfus
6-5 · So · 1B
Binghamton, NY



9
David Bancroft
6-2 · Sr · LHP
Matthews, NC



10
Drew Johnson
6-2 · Jr · 3B
Cincinnati, OH



11
Joey Chapman
6-0 · So · C
Springfield, OH



12
Alex Kebbel
6-0 · Fr · OF
Cleveland, OH



14
Gunnar Stinson
5-8 · Fr · OF
Simpsonville, KY



15
Brent Solinger
6-8 · Fr · RHP
Massillon, OH



17
Jordan Ralston
5-10 · Fr · LHP
Terre Haute, IN



18
Nathan Bancroft
6-1 · Jr · OF
Matthews, NC



19
Jesse Froese
6-3 · Sr · RHP
Eden, ONT



20
Marc Russell
6-0 · So · SS
Grove City, OH




21
Andrew Plunkett
6-0 · Fr · LHP
Libertyville, IL



22
Ross Melchior
6-2 · Fr · 2B
Cheyenne, WY



23
Josh Kneeland
6-3 · So · RHP
Lockport, NY




24
Jaden Cleland
6-4 · Jr · C
Springfield, OH



25
Jesse Bush
6-1 · So · 1B
Ballston Spa, NY




26
Blake Robertson
6-1 · So · RHP
Chesapeake, VA



27
Dan Llerena
5-9 · Fr · 2B
Largo, FL



28
Riley Landrum
6-1 · Fr · RHP
Amanda, OH



30
Colton Potter
6-0 · So · OF
Jersey Shore, PA



32
Cole Swigert
6-3 · Jr · OF
Lebanon, OH



33
Eli Weldy
6-2 · So · RHP
Boca Raton, FL



34
David Lenhardt
5-10 · Sr · OF
Batavia, OH



36
Corey Adkins
6-3 · Fr · C
San Diego, CA