
Men's and Women's Track & Field Programs

Track & Field

2-26-2005

2005 Yellow Jacket High School Indoor Tune-Up

Cedarville University

Follow this and additional works at: https://digitalcommons.cedarville.edu/track_field_programs



Part of the [Higher Education Commons](#), [Sports Sciences Commons](#), and the [Sports Studies Commons](#)

Recommended Citation

Cedarville University, "2005 Yellow Jacket High School Indoor Tune-Up" (2005). *Men's and Women's Track & Field Programs*. 47.

https://digitalcommons.cedarville.edu/track_field_programs/47

This Program is brought to you for free and open access by DigitalCommons@Cedarville, a service of the Centennial Library. It has been accepted for inclusion in Men's and Women's Track & Field Programs by an authorized administrator of DigitalCommons@Cedarville. For more information, please contact digitalcommons@cedarville.edu.



YELLOW JACKET HIGH SCHOOL INDOOR TUNE-UP

SPONSORED BY
CHRISTIAN BLUE PAGES

DODEN FIELD HOUSE
CEDARVILLE UNIVERSITY
CEDARVILLE, OHIO
SATURDAY, FEBRUARY 26, 2005
9:00 AM

Amish Kitchen Cooking in WAYNESVILLE



Der Dutchman

Restaurant & Bakery

230 North US Rt. 42, Waynesville, Ohio

Der Dutchman Restaurant is open Monday through
Saturday, 7 am to 8 pm, closed Sunday.

Phone: 513-897-4716

About Cedarville University

Cedarville University is an accredited, Christ-centered Baptist university of arts, sciences, professional and graduate programs. The school is located on a 400-acre campus at the north edge of the village of Cedarville, Ohio, a quiet town with a population of approximately 3,000. The village and its surrounding area have long maintained a reputation for providing a wholesome environment for learning.

Though located in a rural community, Cedarville is conveniently situated in the center of a triangle formed by Columbus, Dayton, and Cincinnati, which allows easy access to three of the fastest-growing metropolitan areas in the nation.

Founded in 1887 by the Reformed Presbyterian Church, Cedarville College was established by individuals who had a vital interest in the spiritual welfare of young people. In 1953, the operation of the College was transferred to the trustees of Baptist Bible Institute of Cleveland with the goal of enlarging the Institute's ministry. The name Cedarville College was retained, and the school continues to perpetuate the original purpose of its founders. The school credo, "...for the Word of God and testimony of Jesus Christ," reflects this commitment. The institution became known as Cedarville University in 2000.

Since its founding, Cedarville has coupled a balanced liberal arts program with a conservative theological position in regard to doctrine and patterns of conduct. All classes are taught by dedicated Christian professors who integrate the knowledge of their respective fields with biblical perspectives.

In keeping with the liberal arts concept, the curriculum centers

on a basic program of general studies, including biblical education, communications, humanities, physical education, science and mathematics, and social science. Students choose a major field of concentrated study related to their abilities, interests, and career goals. The University offers more than 100 undergraduate and graduate programs of study.

The University recognizes that students must live and work in a society where computers and computer networks are an essential part of everyday life. To equip students to function effectively in this environment, Cedarville launched CedarNet, the award-winning campus-wide computer information network. CedarNet, which allows access to the Internet, the world-wide web, and OhioLINK, links computers in every dorm room and office on campus. The University has been a recipient of the CAUSE Award in the category of campuses with operating budgets of under \$100 million. This award recognizes the nation's most outstanding use of campus technology. Also, Cedarville has been identified as one of the nation's "100 Most-Wired




Campuses" by Yahoo! Internet Life magazine.

Cedarville views individual ministry involvement to be a vital and necessary part of each student's education and personal growth. The Christian Ministries Division provides training and assistance to the hundreds of students who volunteer for any of the more than 150 different ministries each semester.

Cedarville attracts students from most every state and nearly 65 percent of the student body comes from out of state, including more than 30 international students.

Residence hall living is considered an integral part of the educational process with approximately 75 percent of the student body residing on campus in University housing.

Doden Field House




The spacious Doden Field House was opened in March, 2004 and has been a welcome addition to the Cedarville University track & field program. It provides for year round training for multiple Yellow Jacket sports, enhances the school's popular intramural program, and the University moved its graduation ceremonies into the facility with enough room to provide seating for up to 7,000.

The poured granular rubber service features six 36-inch lanes around the track as well as eight 42-inch lanes for sprints and hurdles. The high jump is contested on the same surface as the lanes.

There are two long jump/triple jump pits with minimum 125-foot runways and a 9 x 20 foot landing area. Two pole vault plant boxes include a minimum 135-foot runways. Throws are conducted on a wood throwing circle with an NCAA legal cage.

The facility includes an 8-lane electronic scoreboard and there is ample bleacher seating for approximately 1,000 fans. Cedarville's inaugural 2005 indoor track & field season in the building will include two high school meets and a college meet.

Track & Field Complex



Cedarville University's track & field complex which opened in Spring 2004 and is located on the north end of the campus, continues the tradition of excellent outdoor facilities built at the University under the direction of Athletic Director Pete Reese. The track, which is part of a lighted soccer stadium that opened in the fall of 2002, will again host the Yellow Jacket Open on March 25, 2005.

The facility features an eight-lane polyurethane track as well as multiple field event areas both on the infield and surrounding the track. The irrigation system on the grass infield coupled with the track's drainage capabilities will help minimize maintenance on the entire facility.

Cedarville's outstanding track facilities over the years have allowed the Yellow Jackets to host several meets including the NCCAA Championships, Mid-Ohio Conference Championships and several high school meets. Cedarville hosted the first-ever American Midwest Conference Championship in 1999.

Tentative schedule

Field Events:

9:00 am High Jump Boys (bleacher end) - & Girls (scoreboard end)
9:00 am Weight Throw – (Boys then Girls)
9:00 am Shot Put to follow – (Girls then Boys)
11:00 am Pole Vault -Girls then Boys
11:00 am Long Jump- Boys (Scoreboard end) Girls (bleacher end)

Running Events: Rolling schedule

9:00 am 55 H (semi) G
55 H (semi) B
55 Dash (semi) G
55 Dash (semi) B
55 H Final G
55 H Final B
55 Final G
55 Final B
11:00 am 4x800 Relay G
4x800 Relay B
1600 G
1600 B
400 G
400 B
800 G
800 B
200 G
200 B
3200 G
3200 B
4x400 G
4x400 B



www.mattfranz.com
(937) 901-6915

*Dedicated to providing high quality
photographs of your event!*

Yellow Jacket High School Indoor Tune-up
Cedarville, Ohio 45314 - 2/26/2005
Meet Program

Event 1 Boys High Jump

| Pos | Name | Yr | School | Seed | Mark |
|-----------------------------|-----------------|----|--------|----------|------|
| Flight 1 of 1 Finals | | | | | |
| 1 | Shelton, Kyle | | UNA | | XNH |
| 2 | Bobst, Kyle | | WASH | | NH |
| 3 | Woods, Dustin | | DHHS | | NH |
| 4 | Bailey, Anthon | JR | PRIN | 5-00.00 | |
| 5 | Teeple, Brandt | FR | READ | 5-00.00 | |
| 6 | Satchell, Clare | JR | CJHS | 5-00.00 | |
| 7 | Vincent, Steve | | STCH | 5-02.00 | |
| 8 | Gillespie, Matt | SR | XCHS | 5-04.00 | |
| 9 | Shaw, Chris | | WAVE | 5-04.00 | |
| 10 | Leedy, Scott | | TVSH | 5-04.00 | |
| 11 | Maleski, Joe | | TVSH | 5-04.00 | |
| 12 | Amerine, Jason | | DAVI | 5-06.00 | |
| 13 | Free, Dylan | JR | ADEN | 5-06.00 | |
| 14 | Whitaker, Logi | | UNA | X5-06.00 | |
| 15 | Ventresca, Dar | FR | WKHS | 5-06.00 | |
| 16 | Kruger, Kyle | JR | ADEN | 5-06.00 | |
| 17 | gunn, jacob | JR | ELDE | 5-08.00 | |
| 18 | Sigriz, Kevin | SO | BHS | 5-08.00 | |
| 19 | Roberts, Danie | | UNA | X5-08.00 | |
| 20 | Wise, Von | FR | CLAS | 5-08.00 | |
| 21 | Norris, Jeff | SO | CLAS | 5-08.00 | |
| 22 | David, Josh | JR | TWHS | 5-08.00 | |
| 23 | Smith, Blain | JR | WKHS | 5-08.00 | |
| 24 | Smith, Josh | FR | RBHS | 5-08.00 | |
| 25 | Dewolf, Paul | | UNA | X5-08.00 | |
| 26 | Recker, Jarred | | UNA | X5-10.00 | |
| 27 | Wang, David | JR | TWHS | 5-10.00 | |
| 28 | Farmley, Cory | | SHAW | 5-10.00 | |
| 29 | Anevski, Jason | JR | CLAS | 5-10.00 | |
| 30 | Vehr, Alex | SR | CLAS | 5-10.00 | |
| 31 | Ford, Brian | | TROY | 5-10.00 | |
| 32 | Bleything, Ton | | SEHS | 5-10.00 | |
| 33 | Trump, Cory | | DAVI | 5-10.00 | |
| 34 | hetzer, tj | JR | ELDE | 5-10.00 | |
| 35 | Moore, Victor | JR | PRIN | 5-11.00 | |
| 36 | Love, Ryan | JR | TWHS | 6-00.00 | |
| 37 | Clark, Blaine | | WHS | 6-00.00 | |
| 38 | Youngblood, L | | DAVI | 6-00.00 | |
| 39 | stautberg, rick | SR | ELDE | 6-02.00 | |
| 40 | Komisarski, M | SR | XCHS | 6-02.00 | |
| 41 | Busselato, Ant | | DAVI | 6-02.00 | |
| 42 | Campbell, Mal | | SSHS | 6-03.00 | |
| 43 | Perri, Michael | | UN | 6-04.00 | |

Event 2 Girls High Jump

| Pos | Name | Yr | School | Seed | Mark |
|-----------------------------|-----------------|----|--------|----------|------|
| Flight 1 of 1 Finals | | | | | |
| 1 | Johnson, Cierra | | GLHS | | NH |
| 2 | Igah, Madonna | SR | CJHS | | NH |
| 3 | Taggart, Baily | | GLHS | | NH |
| 4 | Donlin, Breann | JR | CJHS | | NH |
| 5 | Curry, AJ | SO | CJHS | | NH |
| 6 | marks, shala | | GLHS | | NH |
| 7 | Bellus, Tina | FR | NMT | 4-02.00 | |
| 8 | Baker, Stacey | | CMHS | 4-02.00 | |
| 9 | Gadberry, Jessi | SO | READ | 4-04.00 | |
| 10 | Pichichero, Ka | FR | MOM | 4-06.00 | |
| 11 | Isaacs, Amanda | | CMHS | 4-06.00 | |
| 12 | Phelps, Katelyn | FR | MOM | 4-06.00 | |
| 13 | Ballard, Laurer | | WHS | 4-08.00 | |
| 14 | Ingram, Ginny | | TVSH | 4-08.00 | |
| 15 | Frazier, Gina | | WHS | 4-08.00 | |
| 16 | Lewis, Leah | | SCOT | 4-08.00 | |
| 17 | Campbell, Catl | | CMHS | 4-08.00 | |
| 18 | Snider, Connie | | WCHS | 4-08.00 | |
| 19 | Bradford, Kati | | MTHS | 4-10.00 | |
| 20 | Gieger, Kristen | 12 | NDAM | 4-10.00 | |
| 21 | Dalca, Lauren | | UNA | X4-10.00 | |
| 22 | Vinson, Brittar | SR | AHS | 4-10.00 | |
| 23 | Angner, Macki | SR | CSUA | 4-10.00 | |
| 24 | Kubala, Katie | 12 | NDAM | 4-10.00 | |
| 25 | Hudepohl, Lin | 11 | NDAM | 4-10.00 | |
| 26 | Perry, Elysse | | SHAW | 5-00.00 | |
| 27 | Brock, Micaila | JR | RBHS | 5-00.00 | |
| 28 | Marsico, Carly | JR | TWHS | 5-00.00 | |
| 29 | Faller, Sara | SR | RBHS | 5-00.00 | |
| 30 | Wilson, Mandi | SR | TWHS | 5-00.00 | |
| 31 | Schreck, Ashle | | CCHS | 5-02.00 | |
| 32 | Galloway, Brit | | WHS | 5-02.00 | |
| 33 | Caldwell, Dani | | TMHS | 5-02.00 | |
| 34 | Meister, Kriste | | MVCD | 5-06.00 | |

Event 3 Boys Shot Put

| Pos | Name | Yr | School | Seed | Mark |
|-----------------------------|------------------|----|--------|----------|------|
| Flight 1 of 6 Finals | | | | | |
| 1 | Miller, Christo | SR | PRIN | 44-00.00 | |
| 2 | laiveling, brian | JR | ELDE | 45-00.00 | |
| 3 | Lalimer, Andre | | STCH | 45-00.00 | |
| 4 | Fraza, George | SR | MOE | 45-00.00 | |
| 5 | Koker, Ben | | STCH | 45-00.00 | |
| 6 | Gehring, Billy | | STCH | 45-00.00 | |
| 7 | Riedy, Sean | | STCH | 45-00.00 | |
| 8 | Connor, Tony | | STCH | 45-00.00 | |
| 9 | Brown, Tom | | SHAW | 45-00.00 | |
| 10 | Wangui, Aarc | | STCH | 45-00.00 | |
| 11 | Warner, Nick | | UNA | 47-00.00 | |
| 12 | Brockman, Ru | SR | MCCL | 47-00.00 | |
| 13 | weil, kurt | SR | ELDE | 51-00.00 | |
| 14 | Branham, John | | GMHS | 51-10.00 | |
| 15 | Pacifico, Jimm | SO | BHS | 53-00.00 | |

Flight 2 of 6 Finals

| | | | | |
|----|----------------|----|------|----------|
| 1 | Chapman, Sean | JR | PRIN | 40-04.00 |
| 2 | Riehl, David | | STCH | 41-00.00 |
| 3 | Robinson, Rior | SR | CJHS | 41-01.00 |
| 4 | Oyer, Matt | | UN | 42-00.00 |
| 5 | Brodbeck, Rya | FR | CLAS | 42-00.00 |
| 6 | Applegate, Ale | SR | AHS | 42-00.00 |
| 7 | Williams, Nick | | MONR | 42-11.00 |
| 8 | Hunt, Chris | SR | WKHS | 43-00.00 |
| 9 | Zymslinski, Za | | STCH | 43-00.00 |
| 10 | Williams, Josh | JR | TWHS | 43-03.00 |
| 11 | Ferguson, Mitc | SR | GRVW | 43-04.00 |
| 12 | Woods, Jerel | | GMHS | 43-08.00 |
| 13 | meyers, mike | JR | ELDE | 44-00.00 |
| 14 | Fosnight, Tyle | | UNA | 44-00.00 |
| 15 | Vandewalle, M | SR | WKHS | 44-00.00 |

Flight 3 of 6 Finals

| | | | | |
|----|----------------|----|------|----------|
| 1 | Downing, Jimr | | SHAW | 38-00.00 |
| 2 | Wissemann, D | | CROY | 38-06.00 |
| 3 | Cromwell, Cal | | UNA | 38-06.00 |
| 4 | Herman, Ricky | | GMHS | 38-07.00 |
| 5 | Caputo, Nick | | SHAW | 39-00.00 |
| 6 | Sherman, Tim | SO | BHS | 40-00.00 |
| 7 | Carr, Mycal | | WHS | 40-00.00 |
| 8 | Howell, Brian | | CROY | 40-00.00 |
| 9 | Celek, Garrett | SO | CLAS | 40-00.00 |
| 10 | Michael, Shae | | MONR | 40-00.00 |
| 11 | Strayer, Matt | JR | NMT | 40-00.00 |
| 12 | Sandlin, Josh | | EATO | 40-00.00 |
| 13 | Stamper, Josh | SR | AHS | 40-00.00 |
| 14 | Allen, Bahaja | | SSHS | 40-00.00 |
| 15 | Aun, Randy | JR | TWHS | 40-00.00 |

Flight 4 of 6 Finals

| | | | | |
|----|----------------|----|------|----------|
| 1 | Barnhart, Kurt | FR | TWHS | 35-00.00 |
| 2 | Diesel, Andrew | | MHS | 35-01.00 |
| 3 | Mayo, Lemuel | | STCH | 36-00.00 |
| 4 | George, Andre | | CCH | 36-04.00 |
| 5 | Jenkins, Aaron | | SHAW | 37-00.00 |
| 6 | Gibson, Charli | | UN | 37-00.00 |
| 7 | Slye, Tim | | SHAW | 37-00.00 |
| 8 | Michael, Joe | | WCHS | 37-00.00 |
| 9 | Johns, Anthon | | MHS | 37-05.00 |
| 10 | Henry, Justin | | MHS | 37-05.00 |
| 11 | Pil, Sunny | | MHS | 37-09.00 |
| 12 | Coppola, Quin | SR | AHS | 38-00.00 |
| 13 | Dixon, Corey | | AXHS | 38-00.00 |
| 14 | Hall, Marcus | | SHAW | 38-00.00 |
| 15 | Miller, Jeremy | JR | CJHS | 38-00.00 |

Yellow Jacket High School Indoor Tune-up
Cedarville, Ohio 45314 - 2/26/2005
Meet Program

Flight 5 of 6 (Event 3 Boys Shot Put)

| | | | | |
|----|-----------------|----|------|----------|
| 1 | Raper, Charlie | SR | XCHS | 32-00.00 |
| 2 | Neubauer, Ted | JR | NMT | 32-00.00 |
| 3 | park, brandon | | UN | 32-00.00 |
| 4 | Rook, Ryan | FR | CLAS | 32-00.00 |
| 5 | Satchell, Clara | JR | CJHS | 32-01.00 |
| 6 | Magill, Kris | JR | PIQ | 33-00.00 |
| 7 | Pencil, Craig | | SHAW | 34-00.00 |
| 8 | Kruzeiski, San | | WHS | 35-00.00 |
| 9 | Drew, Brian | SO | BHS | 35-00.00 |
| 10 | Robinson, Chr | SO | MOE | 35-00.00 |
| 11 | Cook, Kyle | | SHAW | 35-00.00 |
| 12 | Bradley, Zach | SO | MOE | 35-00.00 |
| 13 | Wright, Sahe | SO | NMT | 35-00.00 |
| 14 | Fouty, Glenn | | UN | 35-00.00 |
| 15 | Snyder, Chase | JR | GRVW | 35-00.00 |

Flight 6 of 6 Finals

| | | | | |
|----|-----------------|----|------|----------|
| 1 | Crouch, Joe | | DHHS | ND |
| 2 | Mahorney, Pat | SO | CJHS | ND |
| 3 | Williams, Matt | | WASH | ND |
| 4 | Piekenbrock, J | SR | CJHS | ND |
| 5 | Maxie, Art | | WASH | ND |
| 6 | Eckert, Chris | SR | CJHS | ND |
| 7 | Baldukas, Ale | JR | CJHS | 12-07.00 |
| 8 | Johnson, Thor | JR | CJHS | 27-00.00 |
| 9 | Gilbert, Stephe | FR | CJHS | 27-09.00 |
| 10 | Luce, Tim | JR | AHS | 28-00.00 |
| 11 | Carmichael, J | SO | CLAS | 30-00.00 |
| 12 | Planitz, Brian | SO | RBHS | 30-00.00 |
| 13 | Scheerschmidt | SR | XCHS | 31-00.00 |
| 14 | Brown, Kevin | SR | PRIN | 31-08.00 |

Event 4 Girls Shot Put

| Pos | Name | Yr | School | Seed | Mark |
|-----------------------------|-----------------|----|--------|----------|------|
| Flight 1 of 5 Finals | | | | | |
| 1 | Zinker, Mariss | SR | SWHS | 30-11.00 | |
| 2 | Brown, Jasmin | | WHS | 31-00.00 | |
| 3 | Edwards, Aubr | | CHCA | 32-04.00 | |
| 4 | Lewis, Leah | | SCOT | 32-07.00 | |
| 5 | Overbay, Abby | | MASO | 32-10.00 | |
| 6 | Nocheck, Liz | SR | MOM | 33-00.00 | |
| 7 | Yeater, Leigh | | CCHS | 33-00.00 | |
| 8 | Meyer, Katie | JR | CSUA | 33-00.00 | |
| 9 | Mowoe, Mimi | SR | WHIT | 34-06.00 | |
| 10 | Abbingtion, Per | SR | WHIT | 35-02.00 | |
| 11 | Bowman, Blain | | UNA | 37-06.00 | |
| 12 | Fox, Allison | | UNA | 38-06.00 | |
| 13 | Howard, Ashle | | WIL | 39-00.00 | |
| 14 | Lines, Enri | | GLHS | 39-06.00 | |
| 15 | Klotz, Lisa | | CHS | 40-10.50 | |

Flight 2 of 5 Finals

| | | | | |
|----|-----------------|----|------|----------|
| 1 | Wolterman, Re | SO | MOM | 28-00.00 |
| 2 | Ervin, Kate | | TVSH | 28-00.00 |
| 3 | Lewis, Heather | | SHAW | 28-00.00 |
| 4 | Emeterio, Jack | SR | TWHS | 28-00.00 |
| 5 | Smith, Amy | | AXHS | 28-00.00 |
| 6 | Boellke, Mand | SR | BHSS | 29-00.00 |
| 7 | Grubich, Caitli | SO | PRIN | 29-00.00 |
| 8 | Wilkins, Madc | | MASO | 29-00.00 |
| 9 | Siroky, Jamiac | | WHS | 29-00.00 |
| 10 | Suarez, Daniell | SR | MND | 29-00.00 |
| 11 | Igah, Madonna | SR | CJHS | 29-02.00 |
| 12 | Molloy, Kathry | | CROY | 29-03.00 |
| 13 | Delozier, Trici | | CCHS | 30-00.00 |
| 14 | Bell, Jenn | | UNA | 30-00.00 |
| 15 | Hewitt, Alisha | SR | AHS | 30-00.00 |

Flight 3 of 5 Finals

| | | | | |
|----|------------------|----|-------|----------|
| 1 | Rhodes, Nicole | | WHS | 25-00.00 |
| 2 | Frock, Aimee | | SHAW | 25-00.00 |
| 3 | Baker, Liz | | SHAW | 25-00.00 |
| 4 | Cochran, Chris | | SHAW | 25-00.00 |
| 5 | Pickering, Kay | SO | GRVW | 25-00.00 |
| 6 | Beekman, Kim | SO | NMT | 25-00.00 |
| 7 | Rogers, Candic | JR | BHSS | 26-00.00 |
| 8 | Coleman, Britt | | WHS | 26-00.00 |
| 9 | Elfers, Britiani | | CHCA | 26-04.00 |
| 10 | Harvey, Jamie | SO | READ | 26-05.00 |
| 11 | Seely, Brandy | JR | MCCCL | 27-00.00 |
| 12 | Robertson, Ali | JR | AHS | 27-00.00 |
| 13 | Bennett, Britne | SO | BHSS | 28-00.00 |
| 14 | Holcomb, Rebr | | WIL | 28-00.00 |
| 15 | Sheffield, Nick | JR | BHSS | 28-00.00 |

Flight 4 of 5 Finals

| | | | | |
|----|-----------------|----|------|----------|
| 1 | Peelman, Cand | FR | READ | 19-00.00 |
| 2 | Marsh, Brittan | JR | MND | 20-00.00 |
| 3 | Marcum, Kaitl | SO | READ | 20-00.00 |
| 4 | Ausdenmoore, | SO | MND | 20-06.00 |
| 5 | Scherzinger, El | FR | MND | 21-02.00 |
| 6 | Lewis, Phaedre | | WCHS | 22-00.00 |
| 7 | McCarney, Sh | SO | BHSS | 22-00.00 |
| 8 | Goyer, Amand | SR | CSUA | 22-00.00 |
| 9 | Joe, April | SR | WHIT | 22-01.00 |
| 10 | Talkington, He | SO | GRVW | 23-04.00 |
| 11 | Vanetti, Erica | | TVSH | 24-00.00 |
| 12 | Salazar, Britne | JR | PRIN | 24-04.00 |
| 13 | Hall, La'Teese | SR | NMT | 24-06.00 |
| 14 | Warren, Katie | SO | CSUA | 24-06.00 |
| 15 | Pike, Susan | SO | NMT | 25-00.00 |

Flight 5 of 5 Finals

| | | | | |
|----|----------------|----|------|----|
| 1 | Clark, Amanda | | GLHS | ND |
| 2 | Morejon, Kath | | WASH | ND |
| 3 | Penwell, Jenny | | WASH | ND |
| 4 | Igah, Francis | SO | CJHS | ND |
| 5 | Core, Mandy | JR | ADEN | ND |
| 6 | Curry, AJ | SO | CJHS | ND |
| 7 | Spetnagle, Lau | JR | ADEN | ND |
| 8 | Marrinan, Elai | SR | CJHS | ND |
| 9 | Baytops, Jasmi | | GLHS | ND |
| 10 | Martin, Lisa | JR | ADEN | ND |
| 11 | Donlin, Breanr | JR | CJHS | ND |

Event 5 Girls Pole Vault

| Pos | Name | Yr | School | Seed | Mark |
|-----------------------------|------------------|----|--------|----------|------|
| Flight 1 of 1 Finals | | | | | |
| 1 | Patterson, Jessi | | WHS | | NH |
| 2 | Kain, Jessica | | WHS | | NH |
| 3 | Blair, Melissa | | WHS | | NH |
| 4 | Wilson, Algeri | FR | PRIN | 6-00.00 | |
| 5 | Williams, Alici | FR | PRIN | 6-00.00 | |
| 6 | Aprhamian, Ja | JR | PRIN | 6-00.00 | |
| 7 | Croze, Beth | | EATO | 6-00.00 | |
| 8 | DiMarco, Dani | FR | PRIN | 6-00.00 | |
| 9 | LaPlant, Monic | FR | PRIN | 6-00.00 | |
| 10 | Peelman, Cand | FR | READ | 6-00.00 | |
| 11 | Pruzaniec, Dan | | SHAW | 6-00.00 | |
| 12 | Wessler, Kaitly | | WHS | 6-00.00 | |
| 13 | Lozano, Marsh | | MTHS | 6-06.00 | |
| 14 | Stryker, Rhian | | UNA | X6-06.00 | |
| 15 | Pike, Susan | SO | NMT | 7-00.00 | |
| 16 | Boston, Bether | | MTHS | 7-06.00 | |
| 17 | Moore, Jenna | | UNA | X8-00.00 | |
| 18 | Rigsby, Saman | | SHAW | 8-00.00 | |
| 19 | Martin, Erin | | CENT | 8-00.00 | |
| 20 | Arnold, Aman | SO | TWHS | 8-00.00 | |
| 21 | Stout, Melissa | | MASO | 8-00.00 | |
| 22 | Patel, Shruti | JR | TWHS | 8-00.00 | |
| 23 | Sperry, Julie | SR | AHS | 8-00.00 | |
| 24 | Dunham, Amy | | CMHS | 8-00.00 | |
| 25 | Tran, Hanh | SR | WKHS | 8-00.00 | |
| 26 | Ryan, Kim | | WHS | 8-00.00 | |
| 27 | DeVault, Katie | | TROY | 8-06.00 | |
| 28 | Rhoades, Ama | | TROY | 8-06.00 | |
| 29 | Peelman, Laur | SR | READ | 8-06.00 | |
| 30 | Crawford, Lau | | UNA | X8-06.00 | |
| 31 | Cron, Katie | SR | PIQ | 9-06.00 | |
| 32 | Martin, Erin | | UNA | X9-06.00 | |
| 33 | Barlage, Aman | | UNA | X9-06.00 | |
| 34 | Reinbolt, Beth | | UNA | 10-02.00 | |
| 35 | Durham, Mary | | UNA | 10-06.00 | |

Yellow Jacket High School Indoor Tune-up
Cedarville, Ohio 45314 - 2/26/2005
Meet Program

Event 6 Boys Pole Vault

| Pos | Name | Yr | School | Seed | Mark |
|-----------------------------|----------------|----|--------|----------|------|
| Flight 1 of 1 Finals | | | | | |
| 1 | Wetzel, Brandt | | UNA | | XNH |
| 2 | Robinson, Con | | WASH | | NH |
| 3 | Mattem, Jake | | SHAW | | NH |
| 4 | Hazlett, Alex | | CENT | 7-00.00 | |
| 5 | Marks, Tommy | | WHS | 8-00.00 | |
| 6 | Johnson, Zach | FR | PRIN | 8-00.00 | |
| 7 | Brishnow, Bra | | WHS | 9-00.00 | |
| 8 | Holman, Andy | | MONR | 9-00.00 | |
| 9 | Yoder, Joseph | | UNA | X9-00.00 | |
| 10 | Agrue, Ricky | JR | AHS | 9-00.00 | |
| 11 | Hamrick, Jason | JR | AHS | 9-00.00 | |
| 12 | Burwinkel, Ben | JR | READ | 9-00.00 | |
| 13 | Graft, Corey | JR | WKHS | 9-06.00 | |
| 14 | berter, tim | SO | ELDE | 10-00.00 | |
| 15 | Hook, Joe | SO | MOE | 10-06.00 | |
| 16 | Cerone, Chris | | LAKO | 10-06.00 | |
| 17 | McClellan, Pat | SO | MOE | 10-06.00 | |
| 18 | Guthrie, Wade | | EATO | 10-06.00 | |
| 19 | Cain, Mike | | TROY | 10-06.00 | |
| 20 | burnhimer, ber | JR | ELDE | 11-00.00 | |
| 21 | Springer, Josh | JR | NMT | 11-00.00 | |
| 22 | Augenstein, Cl | SR | TWHS | 11-00.00 | |
| 23 | Carey, Nick | | MHS | 11-00.00 | |
| 24 | breadon, tom | JR | ELDE | 11-00.00 | |
| 25 | hamberg, alex | JR | ELDE | 11-00.00 | |
| 26 | Snyder, Dan | | WHS | 11-06.00 | |
| 27 | Allen, Sean | SR | TWHS | 11-06.00 | |
| 28 | Swiatek, Frank | SR | WKHS | 11-06.00 | |
| 29 | Calhoun, Jared | | TROY | 11-06.00 | |
| 30 | Martin, Joe | | WHS | 11-06.00 | |
| 31 | Wish, Joel | SR | BELF | 11-06.00 | |
| 32 | Recker, Brian | | UNA | 12-00.00 | |
| 33 | Allen, Jeremy | SR | TWHS | 12-00.00 | |
| 34 | Jones, Travis | | CMHS | 12-00.00 | |
| 35 | Mozena, Brian | | TVHS | 12-06.00 | |
| 36 | McDowell, Zar | | TROY | 13-00.00 | |
| 37 | Keyes, Eric | SR | PRIN | 13-00.00 | |
| 38 | Walter, Chris | SR | MOE | 13-06.00 | |
| 39 | Curry, Matt | SR | BHS | 13-06.00 | |
| 40 | Blaker, Lyle | | UNA | 13-06.00 | |
| 41 | Gibbons, Doug | | TROY | 14-00.00 | |
| 42 | Heiden, Chris | SR | MOE | 14-00.00 | |

Event 7 Girls Long Jump

| Pos | Name | Yr | School | Seed | Mark |
|-----------------------------|-----------------|----|--------|----------|------|
| Flight 1 of 3 Finals | | | | | |
| 1 | Shaw, Maria | | WCHS | 15-00.00 | |
| 2 | Gifford, Andre | FR | GRVW | 15-00.00 | |
| 3 | Lichtenberg, T. | SR | TWHS | 15-00.00 | |
| 4 | Furman, Shaur | SR | GRVW | 15-04.50 | |
| 5 | Sabatka, Anna | | UNA | 15-07.00 | |
| 6 | Rajagopal, Kar | JR | CSUA | 15-10.00 | |
| 7 | Roberts, Mike | SO | PRIN | 15-11.00 | |
| 8 | Grile, Karli | | UNA | 16-00.00 | |
| 9 | Bruns, Ashlee | | WHS | 16-00.00 | |
| 10 | Cunningham, z | | GLHS | 16-00.00 | |
| 11 | Anderson, Cou | SR | RBHS | 16-00.00 | |
| 12 | Denbow, Whit | SO | WKHS | 16-00.00 | |
| 13 | Caldwell, Dani | | TMHS | 16-05.00 | |
| 14 | Galloway, Brit | | WHS | 16-05.00 | |
| 15 | Vinson, Britta | SR | AHS | 17-00.00 | |
| Flight 2 of 3 Finals | | | | | |
| 1 | Johnson, Chan | | SCOT | 13-09.00 | |
| 2 | Alexander, Au | JR | MOM | 14-00.00 | |
| 3 | Frimming, Kat | FR | MOM | 14-00.00 | |
| 4 | Marisico, Chef | FR | TWHS | 14-00.00 | |
| 5 | Dalea, Lauren | | UNA | 14-00.00 | |
| 6 | Arnett, Army | | UNA | 14-04.00 | |
| 7 | Campbell, Bre | | SSHS | 14-05.00 | |
| 8 | Woodall, Simo | | TMHS | 14-07.00 | |
| 9 | Muenchow, Ja | JR | WKHS | 14-08.00 | |
| 10 | Peelman, Laur | SR | READ | 14-08.00 | |
| 11 | Gadberry, Jessi | SO | READ | 14-08.00 | |
| 12 | Trampler, Auf | | CMHS | 14-10.00 | |
| 13 | Arnold, Aman | SO | TWHS | 15-00.00 | |
| 14 | Knkala, Katie | 12 | NDAM | 15-00.00 | |
| 15 | Sheffield, Nick | JR | BHS\$ | 15-00.00 | |
| Flight 3 of 3 Finals | | | | | |
| 1 | Donlin, Breann | JR | CJHS | ND | |
| 2 | Taggart, Baily | | GLHS | ND | |
| 3 | Cunningham, | | GLHS | ND | |
| 4 | McCoy, Emily | | GLHS | ND | |
| 5 | Espy, Alex | SO | PRIN | 11-08.00 | |
| 6 | Kain, Jessica | | WHS | 12-00.00 | |
| 7 | Dieringer, Ker | FR | READ | 12-00.00 | |
| 8 | Hendricks, She | JR | PRIN | 12-02.00 | |
| 9 | Hubbard, Nico | FR | READ | 12-03.00 | |
| 10 | Jewett, Kelcie | | CMHS | 12-07.00 | |
| 11 | Madigan, Juli | JR | AHS | 13-00.00 | |
| 12 | Guest, Nietese | SO | NMT | 13-00.00 | |
| 13 | Peelman, Cand | FR | READ | 13-00.00 | |
| 14 | Walker, Alycia | FR | READ | 13-00.00 | |
| 15 | Carter, Nikki | | EATO | 13-00.00 | |
| 16 | Hsieh, Diana | SO | NMT | 13-00.00 | |
| 17 | Polk, Shevona | FR | READ | 13-04.00 | |
| 18 | Stryker, Rhian | | UNA | 13-04.00 | |
| 19 | Trusty, Blake | | WIL | 13-06.00 | |
| 20 | Callihan, Tiffa | SO | UNI | 13-06.00 | |
| 21 | Harrison, Marr | | SCOT | 13-07.00 | |

Event 8 Boys Long Jump

| Pos | Name | Yr | School | Seed | Mark |
|-----------------------------|-----------------|----|--------|----------|------|
| Flight 1 of 4 Finals | | | | | |
| 1 | Blair, Kyle | JR | PIQ | 19-06.00 | |
| 2 | Pringle, Aaron | FR | PRIN | 19-09.00 | |
| 3 | Mitchell, LaTa | SR | PRIN | 19-11.00 | |
| 4 | Liggins, Domir | | UN | 20-00.00 | |
| 5 | Evage, Donnie | | WHS | 20-00.00 | |
| 6 | Matson, Joel | | UNA | 20-00.00 | |
| 7 | Snyder, Dan | | WHS | 20-01.00 | |
| 8 | Dozier, Gavin | SR | TWHS | 20-02.00 | |
| 9 | Kirk, James | | TEAY | 20-05.00 | |
| 10 | Campbell, Mal | | SSHS | 20-05.00 | |
| 11 | Kwiatkowski, J | SR | TWHS | 20-06.00 | |
| 12 | Bailey, Anthon | JR | PRIN | 20-07.00 | |
| 13 | Tackett, Antho | | WAVE | 20-07.00 | |
| 14 | Harrington, Pa | | MONR | 21-00.00 | |
| 15 | Murray, Deric | SR | MOE | 21-00.00 | |
| Flight 2 of 4 Finals | | | | | |
| 1 | Williford, Naq | SR | NMT | 18-00.00 | |
| 2 | Miller, Justin | | DHHS | 18-02.00 | |
| 3 | Treadway, Mit | | MONR | 18-02.00 | |
| 4 | Matthews, Nat | | UNA | 18-03.00 | |
| 5 | Heskett, Danny | | SHAW | 18-04.00 | |
| 6 | Arnott, Adam | SR | MCCL | 18-06.00 | |
| 7 | renzenbrink, c | JR | ELDE | 18-06.00 | |
| 8 | McKinney, Ma | | TMHS | 18-06.00 | |
| 9 | Phipps, John | JR | RBHS | 19-00.00 | |
| 10 | hetzer, tj | JR | ELDE | 19-00.00 | |
| 11 | Clark, Blaine | | WHS | 19-00.00 | |
| 12 | Parker, Billy | SO | CLAS | 19-00.00 | |
| 13 | Shepherd, Chri | JR | PRIN | 19-01.00 | |
| 14 | Moore, Victor | JR | PRIN | 19-03.00 | |
| 15 | Walker, Peter | SO | TWHS | 19-06.00 | |
| Flight 3 of 4 Finals | | | | | |
| 1 | Pelty, Keylon | | TMHS | 17-04.00 | |
| 2 | Jones, Justin | | CHCA | 17-06.00 | |
| 3 | Muschoti, Bra | | WCHS | 17-08.00 | |
| 4 | Franklin, Briar | | TEAY | 17-08.00 | |
| 5 | Baldrige, Phil | | WCHS | 17-09.00 | |
| 6 | Wentlander, Cl | | TVSH | 18-00.00 | |
| 7 | Smart, Josh | SR | NMT | 18-00.00 | |
| 8 | Mayo, Lemuel | | STCH | 18-00.00 | |
| 9 | Sigritz, Kevin | SO | BHS | 18-00.00 | |
| 10 | Vanuch, Danny | | SHAW | 18-00.00 | |
| 11 | Griffith, Zach | | STCH | 18-00.00 | |
| 12 | Williams, Walt | | STCH | 18-00.00 | |
| 13 | Wise, Von | FR | CLAS | 18-00.00 | |
| 14 | weber, jacob | JR | ELDE | 18-00.00 | |
| 15 | Sadler, Ravelle | FR | CLAS | 18-00.00 | |

Yellow Jacket High School Indoor Tune-up
Cedarville, Ohio 45314 - 2/26/2005
Meet Program

Flight 4 of 4 (Event 8 Boys Long Jump)

| 1 | Bobst, Kyle | WASH | ND | | |
|----|-----------------|---------|----------|--|--|
| 2 | Kessler, Matt | UNA | XND | | |
| 3 | Johnson, Thor | JR CJHS | ND | | |
| 4 | Williams, Brian | WASH | ND | | |
| 5 | Satchell, Clare | JR CJHS | ND | | |
| 6 | Anderson, Zach | WASH | ND | | |
| 7 | Sabo, Alex | FR MOE | 14-00.00 | | |
| 8 | Leusch, Steven | SO MOE | 15-00.00 | | |
| 9 | Seege, Terrell | FR NMT | 15-00.00 | | |
| 10 | Jones, Cline | FR NMT | 16-00.00 | | |
| 11 | Fille, Nick | JR AHS | 16-00.00 | | |
| 12 | Venci, Charles | SO WKHS | 16-00.00 | | |
| 13 | Menon, Nikki | CROY | 16-00.00 | | |
| 14 | Haley, Brett | SO READ | 16-00.00 | | |
| 15 | Wilson, Cory | STCH | 16-00.00 | | |
| 16 | Tye, Derrick | FR PRIN | 16-00.00 | | |
| 17 | Thomas, Jamie | JR GRVW | 16-06.00 | | |
| 18 | Parker, Seth | UNA | 17-00.00 | | |
| 19 | Fiegelson, Mat | SR NMT | 17-00.00 | | |
| 20 | Wallace, J.D. | TEAY | 17-00.00 | | |
| 21 | Whitaker, Logi | UNA | 17-00.00 | | |
| 22 | Wunderle, Eric | MHS | 17-03.00 | | |

Event 9 Girls 55 Meter Hurdles

| Lane | Name | Yr | School | Seed Time |
|------|------|----|--------|-----------|
|------|------|----|--------|-----------|

Heat 1 of 7 Prelims

| | | | |
|---|-----------------|---------|-------|
| 1 | Schall, Stacey | BCHS | 9.08 |
| 2 | Harper, Amber | GRVW | 9.56 |
| 3 | Hirsch, Leah | SO ADEN | 11.00 |
| 4 | Brossart, Rebe | 12 NDAM | 9.20 |
| 5 | Byrd, Jerac | TMHS | 8.60 |
| 6 | Pickeref, Melis | SR MOM | 9.00 |
| 7 | Nicholson, M | SCOT | 9.90 |

Heat 2 of 7 Prelims

| | | | |
|---|----------------|---------|-------|
| 1 | Taggart, Baily | GLHS | NT |
| 2 | Mathews, Char | JR CJHS | 8.76 |
| 3 | Trampler, Aub | CMHS | 9.20 |
| 4 | McMillen, Rac | CMHS | 10.50 |
| 5 | Ballinger, Law | GLHS | 8.80 |
| 6 | McCoy, Emily | GLHS | NT |
| 7 | Doner, Laura | MASO | 9.10 |

Heat 3 of 7 Prelims

| | | | |
|---|-----------------|---------|-------|
| 1 | Wolf, Kayley | CROY | 10.81 |
| 2 | Stryker, Rhian | UNA | X9.50 |
| 3 | Folino, Emily | FR GRVW | 10.60 |
| 4 | Hollon, Renee | WHS | 9.90 |
| 5 | Choueiki, Ami | SO TWHS | 8.89 |
| 6 | O'Sullivan, Oli | DHHS | 11.52 |
| 7 | Muenchow, Ja | JR WKHS | 8.50 |
| 8 | Miller, Crystal | SR PRIN | 8.81 |

Heat 4 of 7 Prelims

| | | | |
|---|-----------------|---------|-------|
| 1 | King, Natalie | SR WKHS | 9.00 |
| 2 | Hudepohl, Lin | 11 NDAM | 10.20 |
| 3 | Cho, Yearin | FR WHIT | 14.20 |
| 4 | Scholes, Melis | SO XCHS | 10.89 |
| 5 | Vesey, Shancel | WHS | 9.50 |
| 6 | Hill, Antionese | WHS | 8.80 |
| 7 | Stuckey, Britn | SHAW | 8.20 |

Heat 5 of 7 Prelims

| | | | |
|---|----------------|---------|-------|
| 1 | Moore, Heathe | TVHS | 9.88 |
| 2 | Christian, Mon | JR NMT | 9.80 |
| 3 | Frankland, Jen | SO TWHS | 9.45 |
| 4 | Prishchepa, Ya | SO NMT | 10.20 |
| 5 | Strickland, Ke | WIL | 10.00 |
| 6 | Smith, Megan | SR AHS | 9.50 |
| 7 | Weekley, Alisc | CROY | 10.62 |

Heat 6 of 7 Prelims

| | | | |
|---|-----------------|---------|-------|
| 2 | Gaither, Tarrak | GLHS | NT |
| 3 | Frimming, Me | SR MOM | 9.00 |
| 4 | Hammersmith, JR | MOM | 9.50 |
| 5 | Fulton, Katie | MASO | 9.80 |
| 6 | Whittle, Jacqui | SO UNI | 10.20 |
| 7 | Jordan, Amand | MASO | 9.90 |
| 8 | Furman, Shaur | SR GRVW | 8.88 |

Heat 7 of 7 Prelims

| | | | |
|---|-----------------|---------|--------|
| 1 | Frazier, Gina | WHS | 9.50 |
| 2 | Brock, Micaila | JR RBHS | 8.89 |
| 3 | Smith, Camille | SO PRIN | 10.74 |
| 4 | Bruns, Ashlee | WHS | 8.50 |
| 5 | Sollmann, Tiffi | JR XCHS | 10.77 |
| 6 | Traurig, Crissy | SO AHS | 8.50 |
| 7 | Kite, Katie | UNA | X10.00 |
| 8 | Johnson, Beth | MASO | 9.70 |

Event 10 Boys 55 Meter Hurdles

| Lane | Name | Yr | School | Seed Time |
|------|------|----|--------|-----------|
|------|------|----|--------|-----------|

Heat 1 of 8 Prelims

| | | | |
|---|----------------|---------|------|
| 1 | Maleski, Joe | TVSH | NT |
| 2 | Kimsey, Eric | UN | 8.50 |
| 3 | Womack, Brya | WHS | 9.50 |
| 4 | Fair, Ammon | WHS | 8.90 |
| 5 | Nyradi, Mike | SR TWHS | 7.90 |
| 6 | kraemer, alex | SR ELDE | 8.80 |
| 7 | Powell, Jeremy | UN | 8.50 |
| 8 | Zamoski, Alez | MHS | 9.50 |

Heat 2 of 8 Prelims

| | | | |
|---|----------------|---------|-------|
| 1 | D'Auria, Matt | MHS | 9.50 |
| 2 | McClellan, Pat | SO MOE | 10.00 |
| 3 | Seiple, Cody | DAVI | 8.50 |
| 4 | Lyman, Kyle | SR PIQ | 8.10 |
| 5 | Wehner, Williz | SO WKHS | 8.60 |
| 6 | Leighner, Ross | SO BHS | 9.00 |
| 7 | Clay, David | MHS | 9.10 |
| 8 | Komisarski, M | SR XCHS | 8.37 |

Heat 3 of 8 Prelims

| | | | |
|---|----------------|---------|------|
| 1 | Magness, Dan | CHS | 8.72 |
| 2 | Mitchell, LaTa | SR PRIN | 7.78 |
| 3 | Corbin, Jaaron | DHHS | 8.66 |
| 4 | Layne, Desmoi | SO PRIN | 8.89 |
| 5 | Seege, Terrell | FR NMT | NT |
| 6 | Mattern, Jake | SHAW | 8.00 |
| 7 | McLain, Ryan | DAVI | 8.50 |

Heat 4 of 8 Prelims

| | | | |
|---|----------------|--------|-------|
| 1 | Slavens, Bob | SO NMT | 9.60 |
| 2 | Comer, Vincer | STAR | 7.49 |
| 3 | Pitts, Kelvin | MASO | 8.50 |
| 4 | Parnley, Cory | SHAW | 7.30 |
| 5 | Murray, Derick | SR MOE | 8.00 |
| 6 | Kessler, Matt | UNA | X8.00 |
| 7 | Wilson, Cory | STCH | 10.60 |
| 8 | Brown, Jarius | TMHS | 9.13 |

Heat 5 of 8 Prelims

| | | | |
|---|----------------|---------|------|
| 1 | Mickens, Mike | WHS | 7.50 |
| 2 | Snyder, Dan | WHS | 8.10 |
| 3 | Leaman, Scott | SO AHS | 8.00 |
| 4 | rudolf, mike | SR ELDE | 8.80 |
| 5 | Watson, Kevin | MHS | 9.50 |
| 6 | Anderson, Zach | WASH | NT |
| 7 | Traylor, James | WHS | 7.70 |
| 8 | hagedus, mark | SO ELDE | 9.00 |

Heat 6 of 8 Prelims

| | | | |
|---|---------------|---------|-------|
| 1 | Shoemaker, Cc | SO BHS | 11.00 |
| 2 | Jones, Travis | CMHS | 9.20 |
| 3 | Wangugi, Aarc | STCH | 12.00 |
| 4 | Ford, Dan | JR TWHS | 8.20 |
| 5 | breadon, tom | JR ELDE | 9.00 |
| 6 | Hammond, Ste | WHS | 9.10 |
| 7 | Smith, Josh | FR RBHS | 8.85 |

Heat 7 of 8 Prelims

| | | | |
|---|----------------|---------|-------|
| 1 | Donovan, Ryan | STCH | 10.50 |
| 2 | Phipps, John | JR RBHS | 8.70 |
| 3 | Kwiatkowski, J | SR TWHS | 7.80 |
| 4 | Adams, Wyatt | JR ADEN | 8.25 |
| 5 | McKinney, Ma | TMHS | 9.23 |
| 6 | Bloom, Andrew | SR WKHS | 7.50 |
| 7 | Leedy, Scott | TVSH | NT |

Heat 8 of 8 Prelims

| | | | |
|---|----------------|---------|-------|
| 1 | Harmon, Mike | WHS | 9.50 |
| 2 | Vincent, Steve | STCH | 10.70 |
| 3 | Pursley, James | JR BELF | 8.50 |
| 4 | Leonard, Miles | SO TWHS | 7.80 |
| 5 | Adkins, Andy | WCHS | NT |
| 6 | Dixon, Keith | WHS | 7.90 |
| 7 | Walter, Chris | SR MOE | 8.00 |
| 8 | Longazel, Josh | CCHS | 8.00 |

Yellow Jacket High School Indoor Tune-up
Cedarville, Ohio 45314 - 2/26/2005
Meet Program

Event 11 Girls 55 Meter Dash

| Lane | Name | Yr | School | Seed | Time |
|------|------|----|--------|------|------|
|------|------|----|--------|------|------|

Heat 1 of 15 Prelims

| | | | | | |
|---|---------------|----|------|--|-------|
| 1 | Harmon, Chan | | UNA | | X7.22 |
| 2 | Howard, Moni | | WIL | | 8.50 |
| 3 | Dulaney, Erin | SO | WHIT | | 8.90 |
| 4 | Green, Tiera | JR | TWHS | | 7.88 |
| 5 | Wallon, Rache | | WCHS | | NT |
| 6 | Speakman, De | SR | UNI | | 8.40 |
| 7 | Moser, Courtn | 11 | NDAM | | 8.10 |
| 8 | Butcher, Sequ | | WHS | | 7.90 |

Heat 2 of 15 Prelims

| | | | | | |
|---|-----------------|----|------|--|------|
| 1 | Beckert, Megau | | MONR | | 8.00 |
| 2 | Chew, Slacy | | MASO | | 7.75 |
| 3 | Bruce, Victoria | SO | CSUA | | 8.05 |
| 4 | McCafferty, M | JR | CSUA | | 8.50 |
| 5 | Grimm, Jennif | | MASO | | NT |
| 6 | Hicks, Mia | SR | NMT | | 9.10 |
| 7 | Trubee, Holly | SR | GRVW | | 8.00 |
| 8 | Johnson, Kassi | | SHAW | | 7.20 |

Heat 3 of 15 Prelims

| | | | | | |
|---|----------------|----|------|--|------|
| 1 | Frimming, Mej | SR | MOM | | 8.50 |
| 2 | Willis, Kresha | JR | WHIT | | 9.20 |
| 3 | Bruns, Ashlee | | WHS | | 7.50 |
| 4 | Gifford, Andre | FR | GRVW | | 8.10 |
| 5 | Hendricks, Sha | JR | PRIN | | 8.70 |
| 6 | Hearn, Sara | 11 | NDAM | | 8.00 |
| 7 | Bryant, Angela | | GLHS | | 7.50 |

Heat 4 of 15 Prelims

| | | | | | |
|---|-----------------|----|------|--|------|
| 1 | Ball, Ayana | | MASO | | 7.58 |
| 2 | Parker, Meagar | FR | RBHS | | 8.20 |
| 3 | Marisico, Chel | FR | TWHS | | 8.34 |
| 4 | Brandstetter, E | FR | CSUA | | 9.35 |
| 5 | Johnson, Petra | | GLHS | | 7.80 |
| 6 | Echols, Keonn | | CCHS | | 7.60 |
| 7 | Smith, Julie | | WHS | | 7.70 |
| 8 | Brossart, Rebe | 12 | NDAM | | 7.80 |

Heat 5 of 15 Prelims

| | | | | | |
|---|------------------|----|------|--|-------|
| 1 | Piening, Jayne | SO | MND | | 8.00 |
| 2 | White, Melanit | | MASO | | 7.95 |
| 3 | Sheffield, Nick | JR | BHSS | | 13.20 |
| 4 | Waller, Brittain | JR | PRIN | | 8.95 |
| 5 | Byrne, Angela | JR | CSUA | | 8.60 |
| 6 | Barnes, Natale | | MASO | | 7.80 |
| 7 | Ostendorf, Kat | | LAKO | | 8.20 |

Heat 6 of 15 Prelims

| | | | | | |
|---|----------------|----|------|--|-------|
| 1 | Ferguson, Sary | JR | RBHS | | 7.55 |
| 2 | Selman, Ammi | SO | PRIN | | 8.67 |
| 3 | Harriger, Ange | | MASO | | 8.00 |
| 4 | Brockman, Tri | SO | MCCL | | 8.60 |
| 5 | Trampler, Aub | | CMHS | | 8.20 |
| 6 | Arnett, Amy | | UNA | | X8.00 |
| 7 | Moore, Jenna | | UNA | | X7.89 |
| 8 | Hogan, Latrice | SR | RBHS | | 7.89 |

Heat 7 of 15 Prelims

| | | | | | |
|---|-----------------|----|------|--|------|
| 1 | Wolf, Kayley | | CROY | | 8.58 |
| 2 | Dieringer, Ker | FR | READ | | 9.20 |
| 3 | Edwards, Marc | SO | CJHS | | 7.95 |
| 4 | Manley, Jerrica | | GLHS | | 7.60 |
| 5 | Espy, Taylor | SO | PRIN | | 8.24 |
| 6 | Haas, Jessica | SR | EB | | 8.02 |
| 7 | Rigsby, Saman | | SHAW | | 7.20 |

Heat 8 of 15 Prelims

| | | | | | |
|---|-----------------|----|------|--|------|
| 1 | Dibley, Kristen | JR | NMT | | 9.00 |
| 2 | Walton, Paige | | WCHS | | NT |
| 3 | Murphy, Sherr | | TMHS | | 8.20 |
| 4 | Staten, Janay | | WHS | | NT |
| 5 | Wright, Daneis | SR | READ | | 8.20 |
| 6 | Knowles, Cher | JR | XCHS | | 8.13 |
| 7 | Rhoads, Kristi | | CMHS | | 8.80 |

Heat 9 of 15 Prelims

| | | | | | |
|---|------------------|----|------|--|------|
| 1 | Guest, Nietese | SO | NMT | | 9.10 |
| 2 | Patterson, Jessi | | WHS | | NT |
| 3 | Bennett, Ashle | | WHS | | 7.40 |
| 4 | Snyder, Sara | JR | WKHS | | 8.20 |
| 5 | Pickereel, Melis | SR | MOM | | 8.50 |
| 6 | Ulm, Elizabeth | SO | CSUA | | 8.52 |
| 7 | Blair, Melissa | | WHS | | NT |
| 8 | Minums, Kristi | | CROY | | 7.45 |

Heat 10 of 15 Prelims

| | | | | | |
|---|-----------------|----|------|--|-------|
| 1 | Schneider, Kri | | MND | | 8.00 |
| 2 | Wilson, Algeri | FR | PRIN | | 9.38 |
| 3 | Griele, Karli | | UNA | | X7.80 |
| 4 | Polk, Shevona | FR | READ | | 8.20 |
| 5 | Williams, Chri | | TMHS | | 8.20 |
| 6 | Baker, Stacey | | CMHS | | 8.80 |
| 7 | Miles, Danielle | SO | CJHS | | 8.00 |
| 8 | Ross, Hope | | CMHS | | 8.70 |

Heat 11 of 15 Prelims

| | | | | | |
|---|-----------------|----|------|--|------|
| 1 | Baynes, Albert | SO | PRIN | | 8.94 |
| 2 | Miller, Tori | JR | CSUA | | 8.40 |
| 3 | Kain, Jessica | | WHS | | NT |
| 4 | Weekley, Alisc | | CROY | | 8.20 |
| 5 | Lichtenberg, T | SR | TWHS | | 7.89 |
| 6 | Weaver, Adele | JR | WKHS | | 7.90 |
| 7 | Glover, Jessica | | WHS | | NT |
| 8 | Marsico, Carly | JR | TWHS | | 7.78 |

Heat 12 of 15 Prelims

| | | | | | |
|---|-----------------|----|------|--|------|
| 1 | Williams, Alici | FR | PRIN | | 9.70 |
| 2 | Daniels, Briane | SO | RBHS | | 7.70 |
| 3 | Hsieh, Diana | SO | NMT | | 8.00 |
| 4 | Klenk, Lyndsee | SO | CSUA | | 9.00 |
| 5 | Espy, Alex | SO | PRIN | | 8.40 |
| 6 | Dell, Hannah | | XCHS | | 9.00 |
| 7 | Britton, Kaylie | FR | WHIT | | 9.20 |
| 8 | Kirk, Alex | | CHCA | | 6.70 |

Heat 13 of 15 Prelims

| | | | | | |
|---|-----------------|----|------|--|------|
| 1 | Pope, Jasmine | | WHS | | 7.90 |
| 2 | Moore, Lauren | | GLHS | | 7.55 |
| 3 | Cunningham, | | GLHS | | 7.70 |
| 4 | Campbell, Brei | | SSHS | | 7.60 |
| 5 | Weber, Rachel | | MASO | | 8.10 |
| 6 | Zimmerman, A | JR | EB | | 8.17 |
| 7 | Roberts, Mike | SO | PRIN | | 7.52 |
| 8 | Carroll, Darlen | JR | AHS | | 8.00 |

Heat 14 of 15 Prelims

| | | | | | |
|---|-----------------|----|------|--|------|
| 1 | Blaine, Sarah | JR | WKHS | | 7.90 |
| 2 | Peterson, Joy | JR | TWHS | | 7.70 |
| 3 | Woods, Brittan | | CHCA | | 6.80 |
| 4 | Cole, Kelly | SO | CSUA | | 8.54 |
| 5 | Tucker, Whim | | CCHS | | 7.20 |
| 6 | Patterson, Chri | FR | READ | | 9.00 |
| 7 | Hirsch, Leah | SO | ADEN | | 9.00 |
| 8 | Kostecka, Abb | | TWHS | | 8.20 |

Heat 15 of 15 Prelims

| | | | | | |
|---|----------------|----|------|--|------|
| 1 | Moore, Karen | FR | NMT | | 9.00 |
| 2 | Gabel, Elyse | | MASO | | 7.85 |
| 3 | Ellis, Charlie | FR | WHIT | | 8.10 |
| 4 | Scholes, Melis | SO | XCHS | | 8.77 |
| 5 | Johnson, Ashle | | WIL | | 7.91 |
| 6 | Peelman, Lauri | SR | READ | | 8.30 |
| 7 | Raters, Amand | | WHS | | 8.20 |
| 8 | Rajagopal, Kar | JR | CSUA | | 8.04 |

Event 12 Boys 55 Meter Dash

| Lane | Name | Yr | School | Seed | Time |
|------|------|----|--------|------|------|
|------|------|----|--------|------|------|

Heat 1 of 20 Prelims

| | | | | | |
|---|----------------|----|------|--|-------|
| 1 | Tye, Jonathan | SR | PRIN | | 6.82 |
| 2 | Tackett, Antho | | WAVE | | 6.72 |
| 3 | Walters, Ryan | FR | PIQ | | 7.06 |
| 4 | Lowrey, Blaine | SO | NMT | | 7.80 |
| 5 | Finnell, Eric | JR | PRIN | | 6.73 |
| 6 | Moore, Dontae | SR | RBHS | | 6.60 |
| 7 | Parker, Seth | | UNA | | X7.70 |
| 8 | Wright, Sahe | SO | NMT | | 7.20 |

Heat 2 of 20 Prelims

| | | | | | |
|---|----------------|----|------|--|------|
| 1 | Brennan, Nick | FR | CLAS | | 7.10 |
| 2 | Keyser, Josh | | MHS | | 7.10 |
| 3 | Andreas, Chris | JR | WKHS | | 6.75 |
| 4 | Hisey, Josh | | EATO | | 6.80 |
| 5 | Nieman, Jeff | SR | READ | | 8.00 |
| 6 | Treadway, Mit | | MONR | | 7.40 |
| 7 | Maurer, Steve | SO | NMT | | 7.60 |
| 8 | Sparks, Joshua | | UN | | 7.00 |

Heat 3 of 20 Prelims

| | | | | | |
|---|-----------------|----|------|--|-------|
| 1 | Ford, Garry | SR | WHIT | | 7.90 |
| 2 | Smith, Dustin | | UNA | | X7.10 |
| 3 | baudendistel, b | SR | ELDE | | 7.10 |
| 4 | Sharp, Ben | JR | MOE | | 6.80 |
| 5 | Komisarski, M | SR | XCHS | | 6.97 |
| 6 | Brodbeck, Nicl | SO | CLAS | | 7.00 |
| 7 | Ventresca, Dar | FR | WKHS | | 7.10 |
| 8 | Sowers, Shawn | SR | ADEN | | 8.00 |

Yellow Jacket High School Indoor Tune-up
Cedarville, Ohio 45314 - 2/26/2005
Meet Program

Heat 4 of 20 (Event 12 Boys 55 Meter Dash)

| | | | | |
|---|----------------|----|------|------|
| 1 | Jett, Bryan | SR | AHS | 6.50 |
| 2 | Taylor, Derron | | TEAY | 6.90 |
| 3 | Collins, Andre | FR | CLAS | 7.20 |
| 4 | Boyer, Derek | | WAVE | 7.43 |
| 5 | weber, jacob | JR | ELDE | 7.30 |
| 6 | Russell, Ben | | DAVI | 6.80 |
| 7 | Hall, Justin | | MONR | 7.30 |
| 8 | Woodfork, chr | | UN | 6.50 |

Heat 5 of 20 Prelims

| | | | | |
|---|-----------------|----|------|-------|
| 1 | Fullerton, Alex | | STCH | 8.00 |
| 2 | Womack, Brya | | WHS | NT |
| 3 | Moses, Ben | | MHS | 6.90 |
| 4 | Williams, Walt | | STCH | 7.00 |
| 5 | Reeder, Mike | FR | MOE | 8.50 |
| 6 | Seipel, Scott | SR | NMT | 6.90 |
| 7 | Becuhheimer, | | UNA | X7.70 |

Heat 6 of 20 Prelims

| | | | | |
|---|----------------|----|------|------|
| 1 | Chambers, Jar | | TMHS | 6.70 |
| 2 | Wade, Robbie | | SHAW | 6.00 |
| 3 | Marshall, Dust | | SHAW | 6.00 |
| 4 | Hurst, Jake | SR | NMT | 6.70 |
| 5 | Williams, Zach | | WHS | NT |
| 6 | Waldo, Sean | JR | BRHS | 6.70 |
| 7 | Osterman, Ada | | MONR | 7.30 |
| 8 | Larrimer, Pat | | STCH | 7.10 |

Heat 7 of 20 Prelims

| | | | | |
|---|----------------|----|------|-------|
| 1 | Matson, Joel | | UNA | X6.58 |
| 2 | Brown, Jacob | | DHHS | 7.32 |
| 3 | Jones, Clinel | FR | NMT | 8.40 |
| 4 | Davis, Ricci | | MONR | 7.10 |
| 5 | Hoeper, Brett | FR | MOE | 8.00 |
| 6 | Parker, Billy | SO | CLAS | 6.80 |
| 7 | Chilton, Jamie | | GMHS | 7.50 |
| 8 | Cerone, Chris | | LAKO | 7.30 |

Heat 8 of 20 Prelims

| | | | | |
|---|----------------|----|------|------|
| 1 | Davis, Kelley | FR | RBHS | 7.01 |
| 2 | Purdue, Tyler | SR | CLAS | 7.10 |
| 3 | Wyndham, Bri | | WASH | NT |
| 4 | David, Josh | JR | TWHS | 6.90 |
| 5 | Pearson, Lucas | | DAVI | 6.50 |
| 6 | Womack, Lorr | | WHS | 7.10 |
| 7 | Baldrige, Phil | | WCHS | NT |
| 8 | Evage, Donnie | | WHS | 6.40 |

Heat 9 of 20 Prelims

| | | | | |
|---|----------------|----|------|------|
| 1 | Orton, Greg | | WHS | 6.60 |
| 2 | Smart, Josh | SR | NMT | 6.70 |
| 3 | White, Evan | | EATO | 6.50 |
| 4 | Wunderle, Eric | | MHS | 7.10 |
| 5 | Anevski, Jason | JR | CLAS | 6.90 |
| 6 | Fiegelson, Mat | SR | NMT | 6.80 |
| 7 | Teeple, Brandc | FR | READ | 8.10 |
| 8 | Mayo, Lemuel | | STCH | 7.40 |

Heat 10 of 20 Prelims

| | | | | |
|---|----------------|----|------|------|
| 1 | renzenbrink, c | JR | ELDE | 6.90 |
| 2 | Griffith, Zach | | STCH | 7.10 |
| 3 | Steward, Budd | | GMHS | 6.93 |
| 4 | James, Sina | | AXHS | 7.40 |
| 5 | Anderson, Zac | | WASH | NT |
| 6 | Fox, Joe | FR | MOE | 7.40 |
| 7 | Norris, Jeff | SO | CLAS | 7.10 |
| 8 | vanoflin, pat | SR | ELDE | 7.10 |

Heat 11 of 20 Prelims

| | | | | |
|---|----------------|----|------|-------|
| 1 | Thoele, Micha | | UNA | X7.50 |
| 2 | Wise, Von | FR | CLAS | 7.00 |
| 3 | Mickens, Mike | | WHS | 6.50 |
| 4 | Pelt, Lawrence | SO | TWHS | 6.80 |
| 5 | Kuntz, Kyle | SR | BHS | 7.20 |
| 6 | Wentlander, Cl | | TVSH | 6.95 |
| 7 | Collins, Alex | FR | CLAS | 7.20 |

Heat 12 of 20 Prelims

| | | | | |
|---|-----------------|----|------|------|
| 1 | Harrington, Pa | | MONR | 7.30 |
| 2 | Hilson, Brian | SO | PRIN | 6.99 |
| 3 | Cook, Ryan | | SHAW | 6.50 |
| 4 | Rossi, Jose | | DHHS | NT |
| 5 | Sadler, Ravelle | FR | CLAS | 7.00 |
| 6 | Pringle, Aaron | FR | PRIN | 7.06 |
| 7 | Ennis, Errol | | MHS | 6.90 |
| 8 | Dozier, Gavin | SR | TWHS | 6.70 |

Heat 13 of 20 Prelims

| | | | | |
|---|------------------|----|------|------|
| 1 | Kirk, James | | TEAY | 7.30 |
| 2 | Saine, Brandor | SO | PIQ | 6.52 |
| 3 | Downing, Erne | FR | NMT | 7.20 |
| 4 | Allotey, Justice | SO | WHIT | 8.90 |
| 5 | Jewell, Josh | JR | EB | 7.38 |
| 6 | Slavens, Bob | SO | NMT | 7.20 |
| 7 | Franklin, Briar | | TEAY | 7.90 |
| 8 | Darden, Tyler | | DHHS | NT |

Heat 14 of 20 Prelims

| | | | | |
|---|-----------------|----|------|------|
| 1 | Frasure, Josh | | UN | 8.00 |
| 2 | Bryant, Korey | | WAVE | 6.90 |
| 3 | Sutherland, Jas | SO | BHS | 7.00 |
| 4 | Moyer, John | | MHS | 6.80 |
| 5 | stautberg, rick | SR | ELDE | 7.00 |
| 6 | Morton, Eric | SR | CLAS | 6.60 |
| 7 | Fields, CJ | FR | MOE | 8.00 |
| 8 | Bailey, Anthon | JR | PRIN | 7.10 |

Heat 15 of 20 Prelims

| | | | | |
|---|----------------|----|------|-------|
| 1 | Choina, Brad | | GMHS | 7.50 |
| 2 | Tarrence, Trav | | UNA | X6.70 |
| 3 | Neubauer, Ted | JR | NMT | 7.50 |
| 4 | Liggins, Domii | | UN | 7.00 |
| 5 | Muschott, Bra | | WCHS | NT |
| 6 | Price, Ronald | JR | WHIT | 7.10 |
| 7 | Kilburn, Tad | | MONR | 7.30 |

Heat 16 of 20 Prelims

| | | | | |
|---|----------------|----|------|------|
| 1 | Harding, Shan | | WHS | NT |
| 2 | Miller, Jeff | | AXHS | 7.40 |
| 3 | Williams, Dars | | TMHS | 6.64 |
| 4 | Fille, Nick | JR | AHS | 6.50 |
| 5 | Echols, Kalen | | CCHS | 6.80 |
| 6 | Anderson, Sarr | | MHS | 6.90 |
| 7 | D'Arcy, Ryan | JR | NMT | 6.90 |
| 8 | Blair, Kyle | JR | PIQ | NT |

Heat 17 of 20 Prelims

| | | | | |
|---|-----------------|----|------|-------|
| 1 | Williams, Brian | | WASH | NT |
| 2 | Williams, Nick | | MONR | 7.50 |
| 3 | Buffenbarger, J | | TVSH | 7.20 |
| 4 | Shepherd, Chri | JR | PRIN | 7.29 |
| 5 | Shannon, Gary | | UNA | X6.60 |
| 6 | Moss, Derek | | CCHS | 6.80 |
| 7 | Hinton, Reggie | SR | PRIN | 7.20 |
| 8 | Mincey, Kevin | SO | PRIN | 7.24 |

Heat 18 of 20 Prelims

| | | | | |
|---|----------------|----|------|------|
| 1 | Lin, Tim | JR | WKHS | 6.80 |
| 2 | McCamliffe, Ni | | LAKO | 7.50 |
| 3 | Givens, Devin | FR | CJHS | NT |
| 4 | Michael, Shae | | MONR | 7.30 |
| 5 | Williford, Naq | SR | NMT | 7.00 |
| 6 | Wilson, Cory | | STCH | 7.80 |
| 7 | Miller, Chris | | DAVI | 6.40 |
| 8 | Long, Gary | SR | ADEN | 7.00 |

Heat 19 of 20 Prelims

| | | | | |
|---|----------------|----|------|------|
| 1 | Roy, Josh | JR | EB | 7.49 |
| 2 | Thomas, Kyle | | CCH | 6.90 |
| 3 | berter, tim | SO | ELDE | 7.10 |
| 4 | Donaldson, Da | | TVSH | 6.90 |
| 5 | Lanning, Kevin | | SSHS | 6.90 |
| 6 | Jones, Spencer | SR | EB | 7.04 |
| 7 | Hartman, Ryan | JR | GRVW | 6.94 |
| 8 | Richter, Grant | | DAVI | 6.80 |

Heat 20 of 20 Prelims

| | | | | |
|---|----------------|----|------|-------|
| 1 | Posey, Devier | FR | CLAS | 7.10 |
| 2 | Ludwig, Matt | SR | MCCL | 6.90 |
| 3 | Deeter, Stefan | | UNA | X7.00 |
| 4 | Donovan, Ryan | | STCH | 8.00 |
| 5 | Curry, Robert | | CCHS | 6.80 |
| 6 | Hostick, Micha | FR | READ | 7.80 |
| 7 | Pitts, Kelvin | | MHS | 8.50 |
| 8 | Riby-Williams | SR | WKHS | 6.80 |

Yellow Jacket High School Indoor Tune-up
Cedarville, Ohio 45314 - 2/26/2005
Meet Program

Event 13 Girls 4x800 Meter Relay

| Lane | Team | Relay | Seed Time |
|------------------------------|-----------------------|----------------------|-----------|
| Section 1 of 2 Finals | | | |
| 1 | MND | A | 10:30.00 |
| 2 | CCHS | A | 10:20.00 |
| | Kennedy, Jordan | Gaines, Shelly | |
| | Barber, Brianna | Jordan, Lakzeeya | |
| 3 | CHS | A | 10:44.00 |
| | Hyde, Kara | Hultquist, Brooke | |
| | Schmidt, Meggie | Watson, Amanda | |
| 4 | CROY | A | 10:50.00 |
| | Backeljaauw, Barynia | Plageman, Melanie | |
| | Ruttle, Caitlin | Sabalunaitte, Indre' | |
| 5 | CLAS | A | 10:00.00 |
| 6 | RBHS | A | 10:23.00 |
| 7 | PRIN | A | 10:56.70 |
| | Crumpler, Amy JR | Osborne, Erica JR | |
| | LaPlant, Katie SO | Toerpe, Marybeth SO | |
| 8 | TWHS | A | 10:20.00 |
| | Allenby, Kate JR | French, Stephanie SR | |
| | Londeree, Jessica SO | McHugh, Kelsey JR | |
| 9 | GLHS | A | 10:55.00 |
| 10 | MHS | A | 10:00.00 |
| 11 | MOM | A | 10:30.00 |
| | Knopf, Ellen SR | Yauch, Justine SR | |
| | Simpson, Claire SO | Lewnard, Katie JR | |
| 12 | SHAW | A | 10:45.00 |
| 13 | WKHS | A | 10:45.00 |
| Section 2 of 2 Finals | | | |
| 1 | MOM | B | 11:10.00 |
| | Knopf, Laura SO | Baumann, Ellen SR | |
| | Lemmel, Kelsey SO | Mootz, Ellen FR | |
| 2 | WCHS | A | NT |
| 3 | GRVW | A | 12:10.00 |
| 4 | SCOT | A | NT |
| 5 | WHS | A | 11:00.00 |
| 6 | READ | A | 13:00.00 |
| 7 | CJHS | A | 11:04.00 |
| | King, Alana SO | Lonneman, Shannon SO | |
| | Seabrook, Kwesi FR | Price, Brittany SR | |
| 8 | MUHS | A | 11:45.00 |
| 9 | NDAM | A | 12:48.00 |
| | Kreinst, Christina 12 | Kresser, Celia 9 | |
| | Gieger, Kristen 12 | Stoeckle, Alena 10 | |
| 10 | AXHS | A | 13:00.00 |
| | Turill, Jami | Friend, Jasper | |
| | Metheny, Haley | Azbell, Jessica | |

Event 14 Boys 4x800 Meter Relay

| Lane | Team | Relay | Seed Time |
|------------------------------|----------------------|----------------------|-----------|
| Section 1 of 2 Finals | | | |
| 1 | WKHS | A | 8:43.00 |
| 2 | UN | A | 8:45.00 |
| | Edwards, Chris | Dills, Galen | |
| | Smith, Chaz | Kelley, Jarret | |
| 3 | BHS | A | 9:00.00 |
| | Burkhardt, Tom SO | Borton, Peter SO | |
| | Elliott, Michael SR | Ponce, Alan SO | |
| 4 | CLAS | B | 9:00.00 |
| 5 | MOE | A | 8:40.00 |
| 6 | PRIN | A | 8:49.00 |
| | Blevins, Aaron JR | Woodard, Brandon JR | |
| | Seay, Gene SO | Nguyen, Chinh SR | |
| 7 | TMHS | A | 8:33.00 |
| 8 | CLAS | A | 8:20.00 |
| 9 | MASO | A | 8:48.00 |
| 10 | LAKO | A | 9:00.00 |
| 11 | TWHS | A | 8:33.00 |
| | Bernard, John JR | Buxton, Thomas SR | |
| | Kobylski, Chris JR | Maetzold, Will JR | |
| 12 | WHIT | A | 8:55.00 |
| | Carraway, Chris SR | Lament, Ben SR | |
| | Whitson, Rodney JR | Richmond, Andrew SR | |
| Section 2 of 2 Finals | | | |
| 1 | GRVW | A | 9:50.00 |
| 2 | WHS | A | 9:25.00 |
| 3 | READ | A | 9:55.00 |
| | Ashby, Jeff JR | Burwinkel, Ben JR | |
| | Bucksath, Garrett SO | Nieman, Jeff SR | |
| 4 | CLAS | C | 9:10.00 |
| 5 | RBHS | A | 9:33.50 |
| 6 | WASH | A | NT |
| 7 | NMT | A | 10:00.00 |
| 8 | UN | B | 10:00.00 |
| | Edwards, Marcus | Powell, Jeremy | |
| | Simmons, Joshua | Thompson, Kenneth | |
| 9 | CJHS | A | 10:15.00 |
| | Hughley, Yemoni FR | Roots, Mike SO | |
| | Burleson, JD FR | Lambright, Marcus JR | |
| 10 | PRIN | B | 9:35.00 |
| | Direzni, Nick SO | Friedhoff, Dayne JR | |
| | Schwartz, Andrew SO | Teran, David SO | |
| 11 | STCH | A | NT |
| 12 | SHAW | A | NT |
| 13 | TURP | A | 9:05.00 |

Event 15 Girls 1600 Meter Run

| Lane | Name | Yr | School | Seed Time |
|------------------------------|------------------|----|--------|-----------|
| Section 1 of 4 Finals | | | | |
| 1 | Schroeder, Aim | JR | CSUA | 5:40.00 |
| 2 | Avery, Jane | | WHS | 5:36.00 |
| 3 | Aeh, Lauren | SR | BRHS | 5:30.00 |
| 4 | Dukes, Kortni | | UNA | X5:25.00 |
| 5 | Strombotne, Ju | SR | WKHS | 5:40.00 |
| 6 | Burger, Aman | | LAKO | 5:35.00 |
| 7 | Meiners, Danie | JR | CSUA | 5:30.00 |
| 8 | Chaney, Magg | | MASO | 5:15.00 |
| 9 | Mead, Catherit | | CCH | 5:36.00 |
| 10 | Wharton, Kate | | CHS | 5:32.00 |
| 11 | Doerger, Marie | | CHS | 5:35.44 |
| 12 | Beecham, Ann | | GRAN | 5:30.00 |
| 13 | MacLeod, Emi | JR | MND | 5:30.00 |
| 14 | Winters, Bryn | | CHS | 5:39.53 |
| 15 | Coorey, Liz | SO | CSUA | 5:40.00 |
| 16 | Struble, Celia | SR | BHSS | 5:40.00 |
| 17 | Bizzarri, Angel | | MASO | 5:00.00 |
| Section 2 of 4 Finals | | | | |
| 1 | Gonzalez, Ashl | JR | WKHS | 5:55.00 |
| 2 | Birmingham, E | SO | TWHS | 5:48.00 |
| 3 | Stayer, Lauren | JR | CJHS | 5:55.00 |
| 4 | Vaughn, Nina | | CHS | 5:50.22 |
| 5 | Bohannan, Bro | | CCHS | 5:45.00 |
| 6 | Stegeman, Eliz | JR | CSUA | 5:50.00 |
| 7 | LaPlant, Katie | SO | PRIN | 5:52.23 |
| 8 | French, Stepha | SR | TWHS | 5:45.00 |
| 9 | Ruttle, Caitlin | | CROY | 5:50.17 |
| 10 | Toerpe, Maryb | SO | PRIN | 5:54.06 |
| 11 | Dunham, Amy | | CMHS | 5:49.00 |
| 12 | Headrick, Erin | | SHAW | 5:45.00 |
| 13 | Olney, Lucy | SR | WHIT | 5:50.00 |
| 14 | Weisenberger, FR | | TWHS | 5:50.00 |
| 15 | Jones, Janelle | | SCOT | 5:49.00 |
| 16 | Kern, Lydia | | CHS | 5:51.41 |
| 17 | Guinty, Roxan | | GLHS | 5:55.00 |
| 18 | Boone, Marie | | UNA | X5:45.00 |

Yellow Jacket High School Indoor Tune-up
Cedarville, Ohio 45314 - 2/26/2005
Meet Program

Section 3 of 4 (Event 15 Girls 1600 Meter Run)

| | | | |
|----|------------------|---------|----------|
| 1 | Pruzanic, Dan | SHAW | 6:20.00 |
| 2 | Crumpler, Amy | JR PRIN | 6:22.24 |
| 3 | Simpson, Case | SHAW | 6:30.00 |
| 4 | Ladson, Ilene | GLHS | 6:00.00 |
| 5 | Gribler, Joanne | JR BHSS | 6:00.00 |
| 6 | Bunn, Lillian | SO EB | 6:14.90 |
| 7 | McManus, Liz | LAKO | 6:30.00 |
| 8 | Lemmel, Kelse | SO MOM | 6:30.00 |
| 9 | Morris, Kelsey | JR BELF | 6:25.00 |
| 10 | Johnson, Abbe | SO WKHS | 6:25.00 |
| 11 | Reese, Dani | UNA | X6:15.00 |
| 12 | Kaufman, Tara | JR WKHS | 6:30.00 |
| 13 | Simpson, Clair | SO MOM | 6:00.00 |
| 14 | Day, Emily | FR MND | 6:15.00 |
| 15 | Mako, Stephan | SR WKHS | 6:30.00 |
| 16 | Vaas, Natalie | JR WKHS | 6:15.00 |
| 17 | Knopf, Laura | SO MOM | 6:10.00 |
| 18 | Peters, Tina | UNA | X6:10.00 |
| 19 | Deeds, Ambers | GLHS | 6:00.00 |
| 20 | Sabaljanaitis, I | CROY | 6:00.37 |
| 21 | Gramke, Jenni | JR MND | 6:30.00 |

Section 4 of 4 Finals

| | | | |
|----|-----------------|---------|---------|
| 1 | Martini, Jenna | FR MOM | 6:45.00 |
| 2 | Gray, Selanie | JR READ | 6:50.00 |
| 3 | Fowler, Sarah | SR CJHS | NT |
| 4 | Sharp, Ashley | 11 NDAM | 6:40.00 |
| 5 | Folino, Emily | FR GRVW | 7:15.00 |
| 6 | Walker, Alycia | FR READ | 6:45.00 |
| 7 | Chesnut, Caitli | WIL | 7:00.00 |
| 8 | Ernst, Mary Le | MND | 6:40.00 |
| 9 | Metheny, Hale | AXHS | 7:15.00 |
| 10 | Roy, Rebecca | FR READ | 7:10.00 |
| 11 | Buscemi, Anni | SO CJHS | NT |
| 12 | Heggle, Ana | FR AHS | 6:40.00 |
| 13 | Plageman, Mel | CROY | 7:00.00 |
| 14 | McAllister, Me | FR BRHS | NT |
| 15 | Mayer, Tara | FR PRIN | 7:00.00 |
| 16 | Pope, Amber | WCHS | 7:15.00 |

Event 16 Boys 1600 Meter Run

| Lane | Name | Yr | School | Seed | Time |
|------|------|----|--------|------|------|
|------|------|----|--------|------|------|

Section 1 of 7 Finals

| | | | | |
|----|-----------------|-----|------|----------|
| 1 | Workman, Tom | JR | MCCL | 4:45.00 |
| 2 | Roberts, Danie | UNA | | X4:20.00 |
| 3 | berling, jason | JR | ELDE | 4:45.00 |
| 4 | Kuhn, Kevin | UNA | | X4:45.00 |
| 5 | Winebar, Matt | | KING | 4:35.00 |
| 6 | Lang, Kyle | SO | CLAS | 4:33.00 |
| 7 | Mehl, Corey | SR | BELF | 4:40.00 |
| 8 | King, Nate | | DAVI | 4:40.00 |
| 9 | Dewolf, Paul | | UNA | X4:45.00 |
| 10 | Terrell, Randy | | CCH | 4:41.00 |
| 11 | Rapp, Chris | | MHS | 4:44.00 |
| 12 | Seibert, Jordan | | DAVI | 4:45.00 |
| 13 | Tavenor, Nate | | DAVI | 4:40.00 |
| 14 | Jordan, Alex | | CCHS | 4:45.00 |
| 15 | Heusmann, Mi | SO | CLAS | 4:35.00 |
| 16 | Mink, Tim | JR | CLAS | 4:40.00 |
| 17 | Candella, Tayl | | LAKO | 4:40.00 |
| 18 | Bader, Greg | JR | CLAS | 4:40.00 |
| 19 | Thurber, Chris | | TWHS | 4:35.00 |

Section 2 of 7 Finals

| | | | | |
|----|----------------|-----|------|----------|
| 1 | Petro, Mike | UNA | | X4:50.00 |
| 2 | Dibartola, Mik | SR | WKHS | 4:48.00 |
| 3 | berling, brian | JR | ELDE | 4:50.00 |
| 4 | kramer, dan | SO | ELDE | 4:50.00 |
| 5 | Richmond, An | SR | WHIT | 4:55.00 |
| 6 | Ehler, Jeff | SO | CLAS | 4:50.00 |
| 7 | Heisey, Henry | SO | TWHS | 4:50.00 |
| 8 | Hunke, Matt | UNA | | X4:50.00 |
| 9 | Darrell, Seth | | MONR | 4:50.00 |
| 10 | Neuskabel, Jak | SO | CLAS | 4:50.00 |
| 11 | Eversole, Joel | | WAVE | 4:46.25 |
| 12 | Marsh, Holden | FR | MOE | 4:50.00 |
| 13 | Bricher, Mark | UNA | | X4:50.00 |
| 14 | Bernard, John | JR | TWHS | 4:48.00 |
| 15 | Kiracofe, Ryan | UNA | | X4:55.00 |
| 16 | Jinks, Joe | UN | | 4:50.00 |
| 17 | Chamberlain, J | | ILHS | 4:50.00 |
| 18 | Ross, Eric | | CROY | 4:54.45 |

Section 3 of 7 Finals

| | | | | |
|----|-----------------|----|------|---------|
| 1 | book, ryan | JR | ELDE | 4:55.00 |
| 2 | Turlington, Gra | JR | NMT | 5:00.00 |
| 3 | wynn, bob | SO | ELDE | 4:55.00 |
| 4 | Martin, Adam | | TVSH | 4:58.00 |
| 5 | Edwards, Chris | | UN | 4:55.00 |
| 6 | Lynch, Andrew | | MHS | 5:00.00 |
| 7 | Coby, Robert | SO | MOE | 5:00.00 |
| 8 | Gibson, Heath | | LAKO | 5:00.00 |
| 9 | Larcomb, Alex | | MHS | 5:00.00 |
| 10 | Kelley, Jarret | | UN | 4:55.00 |
| 11 | Seay, Gene | SO | PRIN | 4:58.20 |
| 12 | Morgan, Corey | | STCH | 4:55.00 |
| 13 | Hertenstein, N | | UN | 4:55.00 |
| 14 | Roberts, Corey | | CCHS | 4:55.00 |
| 15 | Seckinger, Lee | | STCH | 5:00.00 |
| 16 | Ponce, Alan | SO | BHS | 5:00.00 |
| 17 | Borton, Peter | SO | BHS | 5:00.00 |
| 18 | Elliott, Michae | SR | BHS | 5:00.00 |
| 19 | Swinford, Nick | | KING | 5:00.00 |
| 20 | Kelly, Mike | | MHS | 5:00.00 |
| 21 | Martin, Chris | | LAKO | 4:55.00 |

Section 4 of 7 Finals

| | | | | |
|----|----------------|----|------|----------|
| 1 | Wiseman, Josh | | SHAW | 5:10.00 |
| 2 | Novak, Corey | | LAKO | 5:10.00 |
| 3 | Miller, David | | MONR | 5:10.00 |
| 4 | Brown, Kyle | SO | GRVW | 5:10.00 |
| 5 | Allen, Pat | | UNA | X5:10.00 |
| 6 | Leusch, Steven | SO | MOE | 5:10.00 |
| 7 | Tasch, Tim | | CHS | 5:06.32 |
| 8 | Ashby, Jeff | JR | READ | 5:10.00 |
| 9 | madden, mike | FR | ELDE | 5:05.00 |
| 10 | Ossege, Kevin | | CHS | 5:10.97 |
| 11 | Denny, Brian | | CHS | 5:14.00 |
| 12 | Linkous, Josh | SO | SWHS | 5:10.00 |
| 13 | Moore, Alex | | GMHS | 5:11.00 |
| 14 | Jennsen, Gunn | | SHAW | 5:10.00 |
| 15 | Shaw, Brandor | | DHHS | 5:01.00 |
| 16 | Doughman, Sp | | TMHS | 5:04.00 |
| 17 | Woodarcyck, B | | STCH | 5:10.00 |
| 18 | Holaday, Brian | | LAKO | 5:10.00 |
| 19 | Kugler, Josh | | SHAW | 5:10.00 |

Yellow Jacket High School Indoor Tune-up
Cedarville, Ohio 45314 - 2/26/2005
Meet Program

Section 5 of 7 (Event 16 Boys 1600 Meter Run)

| | | | |
|----|----------------|---------|----------|
| 1 | Lockwood, We | SHAW | 5:20.00 |
| 2 | Gibbemeyer, Jr | MOE | 5:20.00 |
| 3 | Logan, Ryan | WHS | 5:19.00 |
| 4 | Marcinonis, Ni | SHAW | 5:21.00 |
| 5 | Jones, Tom | SR AHS | 5:15.00 |
| 6 | Kling, Nate | SR CLAS | 5:20.00 |
| 7 | Simmons, Josh | UN | 5:15.00 |
| 8 | Eddy, David | GMHS | 5:15.00 |
| 9 | Martini, Nick | FR CLAS | 5:20.00 |
| 10 | Taulbee, Steve | TVSH | 5:20.00 |
| 11 | Blevins, Aaron | JR PRIN | 5:20.07 |
| 12 | Shroyer, Tom | UNA | X5:15.00 |
| 13 | Boerger, Andrt | FR MOE | 5:15.00 |
| 14 | Eisenacher, Ch | SO CLAS | 5:20.00 |
| 15 | Comer, Sean | FR CLAS | 5:15.00 |
| 16 | Dede, Adam | LAKO | 5:15.00 |
| 17 | Veith, Nathan | JR WKHS | 5:18.00 |
| 18 | Comstock, Gar | SR BELF | 5:15.00 |
| 19 | Ireland, Matt | FR GRVW | 5:15.00 |

Section 6 of 7 Finals

| | | | |
|----|----------------|---------|----------|
| 1 | Schwartz, And | SO PRIN | 5:30.00 |
| 2 | Huffman, Josh | JR HARR | 5:30.00 |
| 3 | Boggs, Andrew | TEAY | 5:35.00 |
| 4 | Summerour, M | PRIN | 5:30.00 |
| 5 | West, Nate | AXHS | 5:50.00 |
| 6 | Henry, Jeremy | UN | 5:45.00 |
| 7 | Junk, Caleb | JR ADEN | 5:30.00 |
| 8 | Murphy, Max | FR MOE | 5:50.00 |
| 9 | Starr, Evan | JR ADEN | 5:45.00 |
| 10 | Ammon, Jaz | AXHS | 5:35.00 |
| 11 | Deangulo, Phil | UNA | X5:45.00 |
| 12 | Mueller, Joe | FR RBHS | 5:45.00 |
| 13 | Pursley, James | JR BELF | 5:45.00 |
| 14 | Carraway, Chr | SR WHIT | 5:29.00 |
| 15 | Shapiro, Danie | AXHS | 5:50.00 |
| 16 | Direni, Nick | SO PRIN | 5:29.30 |
| 17 | Friedhoff, Day | JR PRIN | 5:30.89 |
| 18 | Carroll, Scott | SO MOE | 5:30.00 |
| 19 | Teran, David | SO PRIN | 5:30.00 |

Section 7 of 7 Finals

| | | | |
|----|-----------------|---------|----------|
| 1 | Bailey, Blaine | WASH | NT |
| 2 | Wukie, Nathan | UNA | X6:00.00 |
| 3 | Goff, Thomas | SO HARR | 6:05.00 |
| 4 | Schaefer, Mich | WCHS | NT |
| 5 | Doolen, Isiah | UN | NT |
| 6 | Carpenter, Chr | WASH | NT |
| 7 | Stockdale, Lee | JR ADEN | 6:00.00 |
| 8 | Conniff, Brend | FR CJHS | NT |
| 9 | Babal, Danny | JR CJHS | NT |
| 10 | Kostyu, Kurt | DHHS | NT |
| 11 | Pinkerton, Zac | UNA | X6:00.00 |
| 12 | Kimani, Crispt | FR CJHS | NT |
| 13 | Beum, Michael | WCHS | NT |
| 14 | Harrel, Dustin | JR ADEN | NT |
| 15 | Crosier, Steve | JR ADEN | NT |
| 16 | Rowan, Jeff | SO PRIN | 6:22.90 |
| 17 | Hintzel, Travis | SO MOE | 6:00.00 |
| 18 | Gibbemeyer, E | FR MOE | 6:00.00 |
| 19 | Buller, Geoff | SR WKHS | 5:58.00 |
| 20 | Valesky, Kevir | WCHS | NT |
| 21 | Schneller, Will | FR MOE | 6:20.00 |

Event 19 Girls 800 Meter Run

| Lane | Name | Yr | School | Seed Time |
|------|------|----|--------|-----------|
|------|------|----|--------|-----------|

Section 1 of 8 Finals

| | | | |
|----|-----------------|---------|----------|
| 1 | Chaney, Magg | MASO | 2:26.00 |
| 2 | Blank, Christi | SO CLAS | 2:28.00 |
| 3 | Flynn, Alli | SR CLAS | 2:28.00 |
| 4 | Hickey, Erin | UNA | X2:19.00 |
| 5 | Bizzari, Angel | MASO | 2:18.00 |
| 6 | Clark, Becky | SR CSUA | 2:26.00 |
| 7 | Davlin, Jessica | UNA | X2:13.00 |
| 8 | Torbeck, Amy | JR CLAS | 2:28.00 |
| 9 | Aeh, Lauren | SR BRHS | 2:24.00 |
| 10 | Campanelli, Se | GLHS | 2:27.00 |
| 11 | Snodgrass, Kin | SR CLAS | 2:28.00 |
| 12 | Argus, Katie | UNA | X2:20.00 |

Section 2 of 8 Finals

| | | | |
|----|-----------------|---------|---------|
| 1 | Avery, Jane | WHS | 2:31.00 |
| 2 | Davies, Bethan | SHAW | 2:33.00 |
| 3 | Strombotne, Ju | SR WKHS | 2:29.00 |
| 4 | Koehler, Mega | FR HARR | 2:30.00 |
| 5 | Jordan, Lakeey | CCHS | 2:35.00 |
| 6 | Butler, Annie | FR CSUA | 2:29.00 |
| 7 | McAllister, Ma | FR BRHS | 2:34.30 |
| 8 | Heatou, Jenna | FR CSUA | 2:30.00 |
| 9 | Doerger, Marie | CHS | 2:32.00 |
| 10 | Johnson, Abbe | SO WKHS | 2:31.00 |
| 11 | Gieger, Kristen | 12 NDAM | 2:32.00 |
| 12 | Das, Abbery | SR WKHS | 2:32.00 |

Section 3 of 8 Finals

| | | | |
|----|-----------------|----------|----------|
| 1 | Toerpe, Maryb | SO PRIN | 2:35.50 |
| 2 | Price, Brittany | SR CJHS | 2:40.00 |
| 3 | Vaas, Natalie | JR WKHS | 2:35.00 |
| 4 | Seabrook, Kwe | FR CJHS | 2:35.00 |
| 5 | Reese, Dani | UNA | X2:37.00 |
| 6 | Barber, Briann | CCHS | 2:35.00 |
| 7 | Reamy, Kaylei | FR CJHS | 2:35.00 |
| 8 | Struble, Celia | SR BHS\$ | 2:35.00 |
| 9 | Stayer, Lauren | JR CJHS | 2:35.00 |
| 10 | Mead, Catherin | CCH | 2:38.00 |
| 11 | Allenby, Kate | JR TWHS | 2:36.00 |
| 12 | Londeree, Jessi | SO TWHS | 2:36.00 |

Section 4 of 8 Finals

| | | | |
|----|----------------|---------|----------|
| 1 | Peeden, Chel | JR CSUA | 2:40.00 |
| 2 | Shagena, Megt | SO CSUA | 2:40.00 |
| 3 | Weaver, Molly | UNA | X2:40.00 |
| 4 | Burger, Aman | LAKO | 2:40.00 |
| 5 | Homan, Jesse | MASO | 2:40.00 |
| 6 | Heister, Anna | FR RBHS | 2:40.40 |
| 7 | Dunham, Amy | CMHS | 2:45.00 |
| 8 | Maier, Jessie | FR TWHS | 2:45.00 |
| 9 | Stegeman, Eliz | JR CSUA | 2:40.00 |
| 10 | Osborne, Erica | JR PRIN | 2:40.99 |
| 11 | Thornberry, Al | JR CJHS | 2:40.00 |
| 12 | Turill, Jami | AXHS | 2:40.00 |

Section 5 of 8 Finals

| | | | |
|----|-----------------|---------|---------|
| 1 | Morris, Kelsey | JR BELF | 2:48.00 |
| 2 | Johnson, Char | SCOT | 2:46.00 |
| 3 | Guinty, Roxann | GLHS | 2:45.00 |
| 4 | Hampshire, Br | WCHS | 2:49.00 |
| 5 | Hultquist, Brox | CHS | 2:48.15 |
| 6 | Reif, Becca | FR MOM | 2:50.00 |
| 7 | Shoaf, Devon | GLHS | 2:45.00 |
| 8 | Backeljauw, B. | CROY | 2:45.50 |
| 9 | Watson, Aman | CHS | 2:47.43 |
| 10 | Gribler, Joanne | JR BHSS | 2:45.00 |
| 11 | Harrison, Marr | SCOT | 2:49.00 |
| 12 | Jones, Janelle | SCOT | 2:50.00 |

Section 6 of 8 Finals

| | | | |
|----|------------------|---------|---------|
| 1 | Buzek, Suzann | SO MOM | 2:50.00 |
| 2 | Felske, Lori | SO WHIT | 2:55.00 |
| 3 | Baumann, Elle | SR MOM | 2:50.00 |
| 4 | Zaffiro, Christi | FR CSUA | 2:54.00 |
| 5 | Schmidt, Megg | CHS | 2:50.00 |
| 6 | Harper, Amber | GRVW | 2:55.00 |
| 7 | Myer, Courtne | MUHS | 2:55.00 |
| 8 | Pickering, Kay | SO GRVW | 2:55.00 |
| 9 | Wyant, Elise | ZANE | 2:54.00 |
| 10 | Christen, B | WCHS | 2:51.20 |
| 11 | Otten, Steph | JR MOM | 2:55.00 |
| 12 | McManus, Liz | LAKO | 2:55.00 |

Yellow Jacket High School Indoor Tune-up
Cedarville, Ohio 45314 - 2/26/2005
Meet Program

Section 7 of 8 (Event 19 Girls 800 Meter Run)

| | | | |
|----|-----------------|---------|---------|
| 1 | Jewett, Kelcie | CMHS | 2:58.00 |
| 2 | Fels, Laura | SO CSUA | 2:57.00 |
| 3 | Harris, Kathryn | GLHS | 2:55.00 |
| 4 | Fussinger, Erin | SR MOM | 3:00.00 |
| 5 | Banish, April | FR RBHS | 2:55.05 |
| 6 | Head, Lauren | SO CSUA | 3:02.00 |
| 7 | Dell, Hannah | XCHS | 3:00.00 |
| 8 | Pope, Amber | WCHS | 3:10.10 |
| 9 | Towers, Emily | LAKO | 3:00.00 |
| 10 | Lovely, Kende | SR UNI | 3:00.00 |
| 11 | Fischer, Sarah | FR HARR | 3:05.00 |
| 12 | Knue, Katie | FR HARR | 3:10.00 |

Section 8 of 8 Finals

| | | | |
|---|------------------|---------|---------|
| 1 | Sharp, Elizabeth | SO MND | 3:30.00 |
| 2 | Day, Emily | FR MND | NT |
| 3 | Fowler, Sarah | SR CJHS | NT |
| 4 | Nishimori, Em | FR MND | NT |
| 5 | Gramke, Jennit | JR MND | 3:15.00 |
| 6 | Buscemi, Anni | SO CJHS | NT |
| 7 | Mayer, Tara | FR PRIN | 3:15.00 |

Event 20 Boys 800 Meter Run

| Lane | Name | Yr | School | Seed Time |
|------|------|----|--------|-----------|
|------|------|----|--------|-----------|

Section 1 of 12 Finals

| | | | |
|----|-----------------|---------|----------|
| 1 | Jones, Horald | CROY | 1:58.69 |
| 2 | Stafford, Peter | UNA | X2:05.00 |
| 3 | Buxton, Thom | SR TWHS | 2:05.00 |
| 4 | Jones, Tom | SR AHS | 2:05.00 |
| 5 | Mehl, Corey | SR BELF | 2:05.00 |
| 6 | Roberts, Danie | UNA | X1:59.00 |
| 7 | Woodard, Brar | JR PRIN | 2:06.35 |
| 8 | Bricher, Mark | UNA | X2:05.00 |
| 9 | Dewolf, Paul | UNA | X2:05.00 |
| 10 | Lyons, Donte | TMHS | 2:06.70 |
| 11 | Williams, Wan | TMHS | 2:02.70 |
| 12 | Maetzold, Will | JR TWHS | 2:05.00 |

Section 2 of 12 Finals

| | | | |
|----|----------------|---------|----------|
| 1 | Hughes, Chris | CMHS | 2:10.00 |
| 2 | Kinne, Luke | CHS | 2:07.00 |
| 3 | Aker, Josh | SR PIQ | 2:08.94 |
| 4 | Rooths, Mike | SO CJHS | 2:10.00 |
| 5 | Roberts, Ed | SR MOE | 2:10.00 |
| 6 | Thinnes, Jim | SR CLAS | 2:08.00 |
| 7 | Schwartz, Will | UNA | X2:08.00 |
| 8 | Werle, Nick | UNA | X2:07.00 |
| 9 | White, Greg | TMHS | 2:09.00 |
| 10 | Kobylski, Chri | JR TWHS | 2:10.00 |
| 11 | Babka, Joey | SR WKHS | 2:07.00 |
| 12 | Rapp, Chris | MHS | 2:09.00 |

Section 3 of 12 Finals

| | | | |
|----|----------------|---------|---------|
| 1 | weidner, ben | JR ELDE | 2:14.00 |
| 2 | Husk, Curtis | WAVE | 2:13.40 |
| 3 | Phillips, Zak | SO TWHS | 2:12.00 |
| 4 | Seay, Gene | SO PRIN | 2:10.70 |
| 5 | Larcomb, Alex | MHS | 2:12.00 |
| 6 | Pierce, Alex | STCH | 2:13.00 |
| 7 | Seckinger, Lee | STCH | 2:13.00 |
| 8 | Terrell, Randy | CCH | 2:13.00 |
| 9 | Jinks, Joe | UN | 2:12.00 |
| 10 | Eversole, Joel | WAVE | 2:12.00 |
| 11 | Brown, Jarius | TMHS | 2:12.80 |
| 12 | Millikan, Keit | MHS | 2:12.00 |

Section 4 of 12 Finals

| | | | |
|----|----------------|---------|---------|
| 1 | Whitson, Rodn | JR WHIT | 2:15.00 |
| 2 | Hoffman, Kyle | JR CLAS | 2:15.00 |
| 3 | Weiser, Ryan | SO CLAS | 2:15.00 |
| 4 | Kruger, Kyle | JR ADEN | 2:15.00 |
| 5 | Hughley, Yem | FR CJHS | 2:15.00 |
| 6 | Burleson, JD | FR CJHS | 2:15.00 |
| 7 | Cadena, Alonz | JR ADEN | 2:15.00 |
| 8 | Comstock, Gar | SR BELF | 2:14.00 |
| 9 | Junk, Caleb | JR ADEN | 2:15.00 |
| 10 | Marquardt, Bri | MHS | 2:15.00 |
| 11 | Kennedy, Mich | SO SWHS | 2:15.00 |
| 12 | Bethel, Dan | MHS | 2:15.00 |

Section 5 of 12 Finals

| | | | |
|----|----------------|---------|----------|
| 1 | Blevins, Aaron | JR PRIN | 2:15.70 |
| 2 | Novak, Corey | LAKO | 2:18.00 |
| 3 | Werle, Ben | UNA | X2:16.00 |
| 4 | Starr, Evan | JR ADEN | 2:15.00 |
| 5 | Nguyen, Chinh | SR PRIN | 2:16.00 |
| 6 | Summerour, M | PRIN | 2:17.00 |
| 7 | Corey, Steve | SR ADEN | 2:15.00 |
| 8 | Nishimori, Ale | SR MOE | 2:15.00 |
| 9 | McWilliams, N | SR MOE | 2:15.00 |
| 10 | Shaw, Brandor | DHHS | 2:16.00 |
| 11 | newman, greg | SR ELDE | 2:18.00 |
| 12 | Fryman, Danie | UNA | X2:15.00 |

Section 6 of 12 Finals

| | | | |
|----|-----------------|---------|---------|
| 1 | Russo, Brenna | FR CLAS | 2:20.00 |
| 2 | Vielhaber, Fret | SR WKHS | 2:20.00 |
| 3 | Logan, Ryan | WHS | 2:18.00 |
| 4 | Babal, Danny | JR CJHS | 2:20.00 |
| 5 | Conniff, Brend | FR CJHS | 2:20.00 |
| 6 | Eekert, Chris | SR CJHS | 2:20.00 |
| 7 | Huffman, Josh | JR HARR | 2:20.00 |
| 8 | Kriner, John | CROY | 2:18.00 |
| 9 | Wells, Joe | JR PIQ | 2:19.93 |
| 10 | Beum, Michac | WCHS | 2:19.00 |
| 11 | Dede, Adam | LAKO | 2:20.00 |
| 12 | Mearhoff, Dan | JR WKHS | 2:19.00 |

Section 7 of 12 Finals

| | | | |
|----|----------------|---------|---------|
| 1 | Brunsmann, Ad | SO CLAS | 2:20.00 |
| 2 | Wiseman, Josh | SHAW | 2:22.00 |
| 3 | Marsh, Holden | FR MOE | 2:20.00 |
| 4 | Leusch, Steven | SO MOE | 2:20.00 |
| 5 | Posey, Adam | FR ADEN | 2:20.00 |
| 6 | Kimani, Crisp | FR CJHS | 2:20.00 |
| 7 | Miller, David | MONR | 2:20.00 |
| 8 | Coby, Robert | SO MOE | 2:20.00 |
| 9 | Walters, Korey | UN | 2:22.00 |
| 10 | Boerger, Andrt | FR MOE | 2:20.00 |
| 11 | Schaefer, Mich | WCHS | 2:20.00 |
| 12 | Sepate, Ben | FR CLAS | 2:20.00 |

Section 8 of 12 Finals

| | | | |
|----|----------------|---------|---------|
| 1 | Gerber, Andre | CHS | 2:24.00 |
| 2 | Brabender, Jen | CHS | 2:24.00 |
| 3 | Leach, Nick | JR GRVW | 2:25.00 |
| 4 | Bittner, Mark | SO CLAS | 2:25.00 |
| 5 | Burkhardt, Tor | SO BHS | 2:23.00 |
| 6 | Gibbemeyer, Ji | JR MOE | 2:25.00 |
| 7 | George, Andre | CCH | 2:23.00 |
| 8 | Ireland, Matt | FR GRVW | 2:25.00 |
| 9 | Valesky, Kevir | WCHS | 2:25.00 |
| 10 | Gabel, Charlie | SR MOE | 2:25.00 |
| 11 | Stapleton, And | SR MCCL | 2:25.00 |
| 12 | Friedhoff, Ony | JR PRIN | 2:22.80 |

Section 9 of 12 Finals

| | | | |
|----|----------------|---------|----------|
| 1 | Polen, Joe | SO NMT | 2:30.00 |
| 2 | Hoyng, Chris | SR NMT | 2:30.00 |
| 3 | Sabo, Alex | FR MOE | 2:30.00 |
| 4 | Tye, Derrick | FR PRIN | 2:27.81 |
| 5 | Beach, Evan | SO WKHS | 2:26.00 |
| 6 | Woodarcyck, M | STCH | 2:30.00 |
| 7 | Ardi, Yudha | JR WKHS | 2:30.00 |
| 8 | Murphy, Max | FR MOE | 2:30.00 |
| 9 | Snyder, Scott | UNA | X2:28.00 |
| 10 | Lamping, Chri | JR CLAS | 2:30.00 |
| 11 | Koehler, Chris | SO NMT | 2:30.00 |
| 12 | Hendricks, Rot | SO PRIN | 2:25.80 |

Section 10 of 12 Finals

| | | | |
|----|-----------------|---------|---------|
| 1 | Keckeis, Tony | SO CLAS | 2:35.00 |
| 2 | Schaurer, Jacol | FR NMT | 2:30.00 |
| 3 | Elliott, Michae | SR BHS | 2:30.00 |
| 4 | Carroll, Scott | SO MOE | 2:30.00 |
| 5 | Schmelling, Jo | FR CLAS | 2:35.00 |
| 6 | Van Zant, Seth | FR GRVW | 2:35.00 |
| 7 | Direnzi, Nick | SO PRIN | 2:34.43 |
| 8 | Krause, Andy | FR CLAS | 2:35.00 |
| 9 | Lester, Todd | SO NMT | 2:30.00 |
| 10 | Woehl, Pat | JR NMT | 2:30.00 |
| 11 | Kugler, Josh | SHAW | 2:30.00 |
| 12 | McMackin, Ju | SR BELF | 2:38.00 |

Yellow Jacket High School Indoor Tune-up
Cedarville, Ohio 45314 - 2/26/2005
Meet Program

Section 11 of 12 (Event 20 Boys 800 Meter Run)

| | | | | |
|----|-----------------|----|------|---------|
| 1 | Goff, Thomas | SO | HARR | 2:45.00 |
| 2 | Hintzel, Travis | SO | MOE | 2:40.00 |
| 3 | Fuller, Alex | | TEAY | 2:40.00 |
| 4 | Henry, Jeremy | | UN | 2:50.00 |
| 5 | Reid, Marshall | SO | CLAS | 2:40.00 |
| 6 | Gibbemeyer, E | FR | MOE | 2:50.00 |
| 7 | Bianck, Andre | FR | CLAS | 2:40.00 |
| 8 | Harper, William | FR | PRIN | 2:45.00 |
| 9 | Hoffner, Davy | | UN | 3:00.00 |
| 10 | Rowan, Jeff | SO | PRIN | 2:51.50 |
| 11 | Schneller, Will | FR | MOE | 2:40.00 |
| 12 | Hoibert, Bill | | UN | 3:00.00 |

Section 12 of 12 Finals

| | | | | |
|---|-----------------|----|------|---------|
| 1 | griesheimer, Je | | UN | 3:05.00 |
| 2 | Doolen, Isiah | | UN | NT |
| 3 | graham, chris | | UN | 3:00.00 |
| 4 | Gilbert, Stephe | FR | CJHS | NT |
| 5 | Strosnider, Tay | | CHCA | NT |
| 6 | Moore, Alex | | WASH | NT |

Event 23 Girls 3200 Meter Run

| LaneName | Yr | School | Seed Time |
|----------|----|--------|-----------|
|----------|----|--------|-----------|

Section 1 of 2 Finals

| | | | | |
|----|-----------------|----|------|----------|
| 1 | Terreri, Daniel | | MASO | 12:25.00 |
| 2 | Gaines, Shelly | | CCHS | 12:30.00 |
| 3 | McHugh, Kelsi | JR | TWHS | 11:50.00 |
| 4 | Chaney, Steph | | MASO | 12:40.00 |
| 5 | Corcoran, Kath | JR | CSUA | 12:00.00 |
| 6 | Tinsley, Britta | | ILHS | 11:25.00 |
| 7 | Lewnard, Katie | JR | MOM | 12:05.00 |
| 8 | MacLeod, Emi | JR | MND | 12:00.00 |
| 9 | Knopf, Ellen | SR | MOM | 12:00.00 |
| 10 | Dukes, Kortni | | UNA | 12:00.00 |
| 11 | Warren, Amy | SR | CSUA | 12:00.00 |
| 12 | Scherer, Katha | JR | CSUA | 12:00.00 |
| 13 | Yauch, Justine | SR | MOM | 12:05.00 |
| 14 | Doss, Natalie | JR | TWHS | 12:00.00 |
| 15 | Chaney, Katie | | MASO | 12:30.00 |
| 16 | LaPlant, Katie | SO | PRIN | 12:35.20 |

Section 2 of 2 Finals

| | | | | |
|----|----------------|----|------|----------|
| 1 | Zapp, Beth | | GLHS | 13:50.00 |
| 2 | Mootz, Ellen | FR | MOM | 13:20.00 |
| 3 | McAllister, Me | FR | BRHS | 13:30.00 |
| 4 | Crumpler, Amy | JR | PRIN | 13:30.00 |
| 5 | Bunn, Lillian | SO | EB | 13:25.00 |
| 6 | Witte, Lauren | JR | MND | 13:30.00 |
| 7 | Jones, Janelle | | SCOT | 13:56.00 |
| 8 | Neumann, Am | SR | MND | 13:00.00 |
| 9 | Mead, Catheri | | CCH | 12:41.00 |
| 10 | Thoele, Jennif | | UNA | 14:00.00 |
| 11 | Dell, Hannah | | XCHS | NT |
| 12 | Olney, Lucy | SR | WHIT | 13:10.00 |
| 13 | Sweigard, Sara | | WCHS | 13:30.00 |
| 14 | Ash, Kathleen | SO | MND | 13:00.00 |
| 15 | Milbower, Kati | | MASO | 13:30.00 |
| 16 | Friedmann, Ke | SR | MND | 13:00.00 |

Event 24 Boys 3200 Meter Run

| LaneName | Yr | School | Seed Time |
|----------|----|--------|-----------|
|----------|----|--------|-----------|

Section 1 of 2 Finals

| | | | | |
|----|-----------------|----|------|----------|
| 1 | Darrell, Seth | | MONR | 9:55.00 |
| 2 | Gibson, Heath | | LAKO | 10:30.00 |
| 3 | O'Brien, Sean | JR | RBHS | 10:30.40 |
| 4 | Workman, Ric | JR | MCCL | 10:25.00 |
| 5 | Martin, Chris | | LAKO | 10:40.00 |
| 6 | Lang, David | | TWHS | 10:30.00 |
| 7 | Beuerlein, Luk | SR | MOE | 9:45.00 |
| 8 | Bittner, Tim | SR | CLAS | 9:58.00 |
| 9 | Spriggs, Corey | SO | CLAS | 9:58.00 |
| 10 | Pucillo, Nichol | | UNA | 10:10.00 |
| 11 | Richmond, An | SR | WHIT | 10:40.00 |
| 12 | Turlington, Gn | JR | NMT | 10:20.00 |
| 13 | Millard, Ryan | | MHS | 10:40.00 |
| 14 | McGlothlin, B | | MHS | 10:20.00 |
| 15 | Linton, Gary | JR | RBHS | 10:44.30 |
| 16 | Hertenstein, N | | UN | 10:30.00 |
| 17 | Lattimer, Adan | | CCHS | 10:35.00 |
| 18 | Terrell, Randy | | CCH | 10:24.00 |
| 19 | Petro, Mike | | UNA | 10:18.00 |
| 20 | Edwards, Jake | | DHHS | 10:12.00 |
| 21 | Huggins, Jacob | | MHS | 10:40.00 |
| 22 | Kiracofe, Ryan | | UNA | 10:30.00 |
| 23 | Meyer, Brad | SO | MOE | 10:05.00 |
| 24 | Fyffe, Tommy | | UNA | 10:30.00 |
| 25 | Weintrub, Brer | | CROY | 10:30.00 |
| 26 | Chamberlain, J | | ILHS | 10:40.00 |
| 27 | schroer, jeff | JR | ELDE | 10:10.00 |

Section 2 of 2 Finals

| | | | | |
|----|-----------------|----|------|----------|
| 1 | Davis, Brian | | LAKO | 10:55.00 |
| 2 | Shaw, Zack | | CROY | 11:32.45 |
| 3 | Kuhn, Kevin | | UNA | 10:55.00 |
| 4 | Doughman, Sp | | TMHS | 10:52.50 |
| 5 | heidemann, pa | SR | ELDE | 10:45.00 |
| 6 | Harrel, Dustin | JR | ADEN | NT |
| 7 | schenkel, kyle | FR | ELDE | 11:10.00 |
| 8 | Knickel, Spike | | CROY | 11:14.11 |
| 9 | topmiller, jim | SO | ELDE | 11:15.00 |
| 10 | Holthus, Jessie | | CROY | 11:30.00 |
| 11 | Knue, Sam | JR | HARR | 10:50.00 |
| 12 | Direnzi, Nick | SO | PRIN | 12:00.00 |
| 13 | Stockdale, Lee | JR | ADEN | 13:00.00 |
| 14 | gunn, nathan | SO | ELDE | 10:45.00 |
| 15 | Carpenter, Chr | | WASH | NT |
| 16 | Shapiro, Danie | | AXHS | 13:10.00 |
| 17 | Junk, Caleb | JR | ADEN | 12:00.01 |
| 18 | Thomas, Jamie | JR | GRVW | 11:52.00 |
| 19 | Carraway, Chr | SR | WHIT | 12:28.00 |
| 20 | Dills, Galen | | UN | 10:45.00 |
| 21 | Marcinonis, N | | SHAW | 11:28.00 |
| 22 | DeZenzo, Mik | | MHS | 10:55.00 |
| 23 | West, Nate | | AXHS | 13:10.00 |
| 24 | Holaday, Brian | | LAKO | 10:58.00 |
| 25 | Crosier, Steve | JR | ADEN | NT |
| 26 | Schwartz, And | SO | PRIN | 12:00.00 |
| 27 | Randolph, Jasc | | DHHS | NT |
| 28 | Smith, Chaz | | UN | 11:00.00 |
| 29 | Teran, David | SO | PRIN | 11:38.13 |
| 30 | Shroyer, Tom | | UNA | 11:15.00 |

Event 27 Girls Weight Throw

| Pos | Name | Yr | School | Seed | Mark |
|-----|------|----|--------|------|------|
|-----|------|----|--------|------|------|

Flight 1 of 1 Finals

| | | | | | |
|---|----------------|----|------|----------|----|
| 1 | Harvey, Jamie | SO | READ | | ND |
| 2 | Hall, LaTeese | SR | NMT | | ND |
| 3 | Marcum, Kail | SO | READ | | ND |
| 4 | Hewitt, Alisha | SR | AHS | 20-00.00 | |

Event 28 Boys Weight Throw

| Pos | Name | Yr | School | Seed | Mark |
|-----|------|----|--------|------|------|
|-----|------|----|--------|------|------|

Flight 1 of 2 Finals

| | | | | |
|---|----------------|----|------|----------|
| 1 | Koker, Ben | | STCH | 23-00.00 |
| 2 | Gehring, Billy | | STCH | 23-01.00 |
| 3 | Riehl, David | | STCH | 26-00.00 |
| 4 | Connor, Tony | | STCH | 29-08.00 |
| 5 | Mayo, Lemuel | | STCH | 30-00.00 |
| 6 | Stamper, Josh | SR | AHS | 30-00.00 |
| 7 | Coppola, Quin | SR | AHS | 30-00.00 |
| 8 | Applegate, Ale | SR | AHS | 35-00.00 |
| 9 | Zymstinski, Za | | STCH | 36-08.00 |

Flight 2 of 2 (Event 28 Boys Weight Throw)

| | | | | | |
|----|----------------|----|------|----------|----|
| 1 | Strayer, Matt | JR | NMT | | ND |
| 2 | Neubauer, Ted | JR | NMT | | ND |
| 3 | park, brandon | | UN | | ND |
| 4 | Fouty, Glenn | | UN | | ND |
| 5 | Gibson, Charli | | UN | | ND |
| 6 | Oyer, Matt | | UN | | ND |
| 7 | Wangugi, Aarc | | STCH | 20-00.00 | |
| 8 | Riedy, Sean | | STCH | 20-00.00 | |
| 9 | Luce, Tim | JR | AHS | 20-00.00 | |
| 10 | Latimer, Andre | | STCH | 20-02.00 | |

Yellow Jacket High School Indoor Tune-up
Cedarville, Ohio 45314 - 2/26/2005
Performance List

Event 17 Girls 400 Meter Dash

| Name | Yr | School | Seed Time |
|--------------------|----|--------|-----------|
| 1 Allen, Betsy | | WOHS | 58.50 |
| 2 Arnold, Ashley | | WHS | 59.10 |
| 3 Young, Toya | | TMHS | 59.50 |
| 4 Backscheider, . | SR | CSUA | 1:00.00 |
| 5 Byrd, Jerae | | TMHS | 1:01.70 |
| 6 Castelli, Donna | JR | HARR | 1:02.00 |
| 7 Kennedy, Jord | | CCHS | 1:02.00 |
| 8 Dallas, Jasmin | | WHS | 1:02.20 |
| 9 Kostecka, Abb | | TWHS | 1:02.50 |
| 10 Traylor, Alicia | | WHS | 1:02.50 |
| 11 Aeh, Lauren | SR | BRHS | 1:03.00 |
| 12 Miller, Crystal | SR | PRIN | 1:03.00 |
| 13 Doner, Laura | | MASO | 1:03.00 |
| 14 Wirth, Christy | SR | MOM | 1:03.00 |
| 15 Miller, Dawn | | CCHS | 1:03.00 |
| 16 Yonker, Anna | | BCHS | 1:03.20 |
| 17 Grimm, Jennif | | MASO | 1:03.50 |
| 18 Smith, Megan | SR | AHS | 1:04.00 |
| 19 Bradford, Kati | | MTHS | 1:04.00 |
| 20 Fulton, Katie | | MASO | 1:04.00 |
| 21 Haas, Jessica | SR | EB | 1:04.47 |
| 22 Johnson, Beth | | MASO | 1:04.50 |
| 23 Sams, Aquila | | TMHS | 1:04.70 |
| 24 Harmon, Chan | | UNA | X1:04.87 |
| 25 Bardua, Katie | SR | MOM | 1:05.00 |
| 26 Lockett, Brian | | GLHS | 1:05.00 |
| 27 Bruce, Victoria | SO | CSUA | 1:05.00 |
| 28 Vinson, Brittar | SR | AHS | 1:05.00 |
| 29 Rajagopal, Kar | JR | CSUA | 1:05.00 |
| 30 Lockerd, Cath | FR | RBHS | 1:05.45 |
| 31 Barrens, Christ | FR | TWHS | 1:05.50 |
| 32 Frankland, Jen | SO | TWHS | 1:05.80 |
| 33 Zimmerman, A | JR | EB | 1:05.86 |
| 34 Miller, Tori | JR | CSUA | 1:06.00 |
| 35 Lang, Maria | FR | CSUA | 1:06.00 |
| 36 Jordan, Amand | | MASO | 1:06.00 |
| 37 Wagener, Heat | SO | TWHS | 1:06.70 |
| 38 Harrison, Marr | | SCOT | 1:07.00 |
| 39 King, Brittany | SO | MND | 1:07.00 |
| 40 Forte, Abby | SO | BHS\$ | 1:07.00 |
| 41 Johnson, Chan | | SCOT | 1:07.00 |
| 42 Moore, Lauren | | GLHS | 1:07.60 |
| 43 Morgan, Evan | JR | WKHS | 1:08.00 |
| 44 Koch, Kristin | FR | MOM | 1:08.00 |
| 45 King, Natalie | SR | WKHS | 1:08.00 |
| 46 Lewis, Leah | | SCOT | 1:08.00 |
| 47 Decker, Ashley | | GLHS | 1:08.00 |
| 48 Anthony, Krist | | CMHS | 1:08.00 |
| 49 Hsieh, Diana | SO | NMT | 1:08.00 |
| 50 Hammersmith, | JR | MOM | 1:08.00 |
| 51 Chaney, Cassa | SO | MOM | 1:08.00 |
| 52 Fields, Shayla | SR | CJHS | 1:08.00 |
| 53 Knowles, Cher | JR | XCHS | 1:08.57 |
| 54 Sollmann, Tiff | JR | XCHS | 1:08.88 |
| 55 Das, Abhery | SR | WKHS | 1:09.00 |
| 56 Sample, Vinne | | SCOT | 1:09.00 |

| | | | |
|---------------------|----|------|----------|
| 57 Wambaugh, Ni | SR | CSUA | 1:09.00 |
| 58 Berlin, Enima | | WCHS | 1:09.10 |
| 59 Newland, Meg | | TVSH | 1:09.50 |
| 60 Neff, Chastity | SR | UNI | 1:09.50 |
| 61 Whitfield, Aisl | | GLHS | 1:09.50 |
| 62 Neu, Maichael | FR | CJHS | 1:10.00 |
| 63 Johnson, Ariel | JR | CJHS | 1:10.00 |
| 64 Willis, Jamie | JR | BHSS | 1:10.00 |
| 65 Buckley, Taylc | | CHCA | 1:10.00 |
| 66 Kite, Katie | | UNA | X1:10.00 |
| 67 Ostendorf, Kat | | LAKO | 1:10.00 |
| 68 Furman, Shaur | SR | GRVW | 1:10.00 |
| 69 Schneider, Kri | | MND | 1:10.00 |
| 70 Nishimori, Em | FR | MND | 1:10.00 |
| 71 Prishchepa, Ya | SO | NMT | 1:10.00 |
| 72 Fussinger, Mor | SR | MOM | 1:10.00 |
| 73 LaPlant, Monic | FR | PRIN | 1:10.34 |
| 74 Hendricks, She | JR | PRIN | 1:10.78 |
| 75 Moss, Kristen | | WHS | 1:11.10 |
| 76 Hill, Antionese | | WHS | 1:11.10 |
| 77 Schandler, Brit | 9 | NDAM | 1:12.00 |
| 78 Wright, Daneis | SR | READ | 1:12.00 |
| 79 Head, Emily | JR | CSUA | 1:12.00 |
| 80 Pinson, Brayle | SO | ADEN | 1:12.00 |
| 81 Glandon, Cath | SO | ADEN | 1:12.00 |
| 82 Dyer, Samie | FR | ADEN | 1:12.00 |
| 83 Osborne, Erica | JR | PRIN | 1:12.42 |
| 84 Wessler, Kaitly | | WHS | 1:12.50 |
| 85 Smith, Camille | SO | PRIN | 1:14.20 |
| 86 DeVoe, Merced | FR | CSUA | 1:15.00 |
| 87 Nagle, Colleen | | LAKO | 1:15.00 |
| 88 Ford, Micki | SR | READ | 1:15.00 |
| 89 Hubbard, Nico | FR | READ | 1:15.00 |
| 90 Carver, Michel | FR | GRVW | 1:16.00 |
| 91 DiMarco, Dani | FR | PRIN | 1:16.10 |
| 92 Waller, Britta | JR | PRIN | 1:16.14 |
| 93 Espy, Taylor | SO | PRIN | 1:16.48 |
| 94 Selman, Ammi | SO | PRIN | 1:18.60 |
| 95 Randall, Emm | FR | GRVW | 1:19.00 |
| 96 Ramm, Rachel | | WCHS | 1:20.10 |
| 97 Holton, Renee | | WHS | 1:20.10 |
| 98 Heckel, Maryje | SO | CSUA | 1:22.00 |
| 99 Baynes, Albert | SO | PRIN | 1:24.39 |
| 100 Espy, Alex | SO | PRIN | 1:36.20 |
| 101 Wilson, Algeri | FR | PRIN | 1:40.00 |
| 102 Williams, Alici | FR | PRIN | 1:40.00 |
| 103 Day, Emily | FR | MND | NT |

Event 18 Boys 400 Meter Dash

| Name | Yr | School | Seed Time |
|------------------|----|--------|-----------|
| 1 Traylor, James | | WHS | 50.50 |
| 2 Boyer, Drew | | GRAN | 51.00 |
| 3 Moore, Alan | | TMHS | 51.40 |
| 4 Campbell, Mic | | SSHS | 51.80 |
| 5 Mitchell, LaTa | SR | PRIN | 51.80 |
| 6 Echols, Kalen | | CCHS | 51.90 |
| 7 Woodfork, chr. | | UN | 52.00 |
| 8 Bell, Donald | | TMHS | 52.00 |
| 9 Saine, Brandor | SO | PIQ | 52.10 |

| | | | |
|--------------------|----|------|--------|
| 10 Young, De'Anj | | WHS | 52.50 |
| 11 Woodard, Brar | JR | PRIN | 52.70 |
| 12 Posey, Julian | JR | CLAS | 52.70 |
| 13 Hartman, Ryan | JR | GRVW | 52.81 |
| 14 Stross, Matt | JR | CLAS | 53.00 |
| 15 Givens, TeQua | SO | TWHS | 53.00 |
| 16 Finnell, Eric | JR | PRIN | 53.00 |
| 17 Perri, Michael | | UN | 53.00 |
| 18 Anderson, Mar | | CCHS | 53.00 |
| 19 Kessler, Matt | | UNA | X53.00 |
| 20 Lynch, Chris | | CCH | 53.00 |
| 21 Jones, Spencer | SR | EB | 53.23 |
| 22 Layne, Desmau | SO | PRIN | 53.30 |
| 23 vanoslin, pat | SR | ELDE | 54.00 |
| 24 Sharp, Ben | JR | MOE | 54.00 |
| 25 Williford, Naq | SR | NMT | 54.00 |
| 26 Bahizi, Pat | | DHHS | 54.50 |
| 27 Jackson, Tom | JR | WKHS | 55.00 |
| 28 Bleything, Ton | | SEHS | 55.00 |
| 29 Thielen, Mitch | | CCHS | 55.00 |
| 30 Duell, Tony | SR | MOE | 55.00 |
| 31 O'Keefe, Chris | | STCH | 55.00 |
| 32 Fields, Nathan | SR | TWHS | 55.00 |
| 33 Patterson, Dert | SO | SWHS | 55.00 |
| 34 Jackson, Travi | FR | CJHS | 55.00 |
| 35 Kindig, Josh | | CROY | 55.00 |
| 36 Roberts, Ed | SR | MOE | 55.00 |
| 37 Jarvis, Martin | SO | CJHS | 55.00 |
| 38 Walker, Peter | SO | TWHS | 55.10 |
| 39 Hausfeld, Nick | | LAKO | 55.20 |
| 40 Hilson, Brian | SO | PRIN | 55.40 |
| 41 Lyman, Kyle | SR | PIQ | 55.80 |
| 42 Harris, Joe | | WHS | 55.90 |
| 43 Recinella, Kyla | SO | MOE | 56.00 |
| 44 D'Arcy, Ryan | JR | NMT | 56.00 |
| 45 Seipel, Scott | SR | NMT | 56.00 |
| 46 Donaldson, Da | | TVSH | 56.00 |
| 47 Vanuch, Dann | | SHAW | 56.00 |
| 48 groh, gary | SR | ELDE | 56.00 |
| 49 Richter, Grant | | DAVI | 56.00 |
| 50 Burkhardt, Tor | SO | BHS | 56.00 |
| 51 Heskett, Danny | | SHAW | 56.00 |
| 52 Brooks, Donni | | WHS | 56.10 |
| 53 Smith, Blain | JR | WKHS | 56.50 |
| 54 Robinson, Bret | JR | BHS | 56.50 |
| 55 McGlothlin, N. | | WCHS | 56.80 |
| 56 Wise, Von | FR | CLAS | 57.00 |
| 57 Ankenbauer, D | SR | AHS | 57.00 |
| 58 Anderson, Sam | | MHS | 57.00 |
| 59 Fiegelson, Mat | SR | NMT | 57.00 |
| 60 Smart, Josh | SR | NMT | 57.00 |
| 61 rudolf, mike | SR | ELDE | 57.00 |
| 62 durbin, austin | SO | ELDE | 57.00 |
| 63 Wade, Robbie | | SHAW | 57.00 |
| 64 Julian, Jay | | SHAW | 57.00 |
| 65 Hurst, Jake | SR | NMT | 57.00 |
| 66 Posey, Devier | FR | CLAS | 57.00 |
| 67 Fillmore, Shau | SR | MCCL | 57.30 |
| 68 Truett, Matt | FR | RBHS | 57.40 |

Yellow Jacket High School Indoor Tune-up
Cedarville, Ohio 45314 - 2/26/2005
Performance List

Event 18 ... (Boys 400 Meter Dash)

| | | | |
|-----|-----------------|---------|----------|
| 69 | Bautz, Matt | MHS | 57.50 |
| 70 | Downing, Erne | FR NMT | 57.50 |
| 71 | Bowman, Ryar | MHS | 57.50 |
| 72 | Deeter, Stefan | UNA | X57.50 |
| 73 | Moses, Ben | MHS | 57.50 |
| 74 | Lammers, Jake | CCH | 58.00 |
| 75 | Sadler, Ravelle | FR CLAS | 58.00 |
| 76 | Parker, Seth | UNA | X58.00 |
| 77 | Waldo, Sean | JR BRHS | 58.00 |
| 78 | Thompson, Ke | UN | 58.00 |
| 79 | Hochuli, Nick | UN | 58.00 |
| 80 | Fox, Joe | FR MOE | 58.00 |
| 81 | Brennan, Nick | FR CLAS | 58.00 |
| 82 | Davidson, Mic | MOE | 58.00 |
| 83 | Nishimori, Ale | SR MOE | 58.00 |
| 84 | Mullikin, Sol | FR GRVW | 58.00 |
| 85 | Fair, Ammon | WHS | 58.10 |
| 86 | Novak, Parker | LAKO | 58.30 |
| 87 | Millikan, Bran | MHS | 58.50 |
| 88 | Cantrell, Ricky | STAR | 58.50 |
| 89 | Turfan, Brian | MHS | 58.50 |
| 90 | Obetz, Alex | WAVE | 58.59 |
| 91 | Tye, Jonathan | SR PRIN | 58.60 |
| 92 | Meyer, John | CROY | 58.66 |
| 93 | Clark, Chris | FR RBHS | 58.89 |
| 94 | Hammond, Ste | WHS | 58.90 |
| 95 | Jones, Nate | FR CLAS | 59.00 |
| 96 | Green, Matt | FR CLAS | 59.00 |
| 97 | Burwinkel, Ben | JR READ | 59.00 |
| 98 | Maurer, Steve | SO NMT | 59.00 |
| 99 | Harmon, Mike | WHS | 59.10 |
| 100 | Brishnow, Bra | WHS | 59.10 |
| 101 | Price, Ronald | JR WHIT | 59.20 |
| 102 | Tunningley, Jo | FR RBHS | 59.23 |
| 103 | Nguyen, Chinh | SR PRIN | 59.43 |
| 104 | Gillespie, Matt | SR XCHS | 59.50 |
| 105 | Litwin, Josh | WCHS | 59.50 |
| 106 | Cameron, Core | WHS | 59.90 |
| 107 | Schaefer, Anth | TVSH | 59.90 |
| 108 | Thoele, Micha | UNA | X1:00.00 |
| 109 | Johnson, Zach | FR PRIN | 1:00.00 |
| 110 | Polley, Ben | WAVE | 1:00.00 |
| 111 | Boeh, Anthony | JR AHS | 1:00.00 |
| 112 | Lowrey, Blaine | SO NMT | 1:00.00 |
| 113 | Hoepfer, Brett | FR MOE | 1:00.00 |
| 114 | Haley, Brett | SO READ | 1:00.00 |
| 115 | Pringle, Aaron | FR PRIN | 1:00.24 |
| 116 | Hamler, Kurt | UNA | X1:01.00 |
| 117 | Slavens, Bob | SO NMT | 1:01.00 |
| 118 | Nieman, Jeff | SR READ | 1:01.00 |
| 119 | Tye, Derrick | FR PRIN | 1:01.25 |
| 120 | Shaw, Chris | WAVE | 1:01.30 |
| 121 | Seege, Terrell | FR NMT | 1:02.00 |
| 122 | Bailey, Anthon | JR PRIN | 1:02.25 |
| 123 | Hinton, Reggie | SR PRIN | 1:02.60 |
| 124 | Adams, Wyatt | JR ADEN | 1:04.00 |
| 125 | Starr, Evan | JR ADEN | 1:04.00 |

| | | | |
|-----|------------------|---------|----------|
| 126 | Jaskoviak, Ale | JR ADEN | 1:04.00 |
| 127 | Cadena, Alonz | JR ADEN | 1:04.00 |
| 128 | Hendricks, Rol | SO PRIN | 1:04.46 |
| 129 | Moore, Victor | JR PRIN | 1:04.73 |
| 130 | Schaeffer, Gab | STCH | 1:05.00 |
| 131 | Mincy, Kevin | SO PRIN | 1:05.00 |
| 132 | Corey, Steve | SR ADEN | 1:05.00 |
| 133 | Free, Dylan | JR ADEN | 1:05.00 |
| 134 | Shepherd, Chri | JR PRIN | 1:05.00 |
| 135 | Posey, Adam | FR ADEN | 1:05.00 |
| 136 | Sabo, Alex | FR MOE | 1:05.00 |
| 137 | Schrader, Eric | SO MOE | 1:05.00 |
| 138 | Allotey, Justice | SO WHIT | 1:07.00 |
| 139 | Harper, William | FR PRIN | 1:07.39 |
| 140 | Snyder, Scott | UNA | X1:08.00 |
| 141 | Rowan, Jeff | SO PRIN | 1:08.00 |
| 142 | Atkinson, Jeff | DHHS | 1:09.49 |
| 143 | Menon, Nikki | CROY | 1:10.00 |
| 144 | Kruger, Kyle | JR ADEN | 1:12.00 |
| 145 | Guenther, Jim | AHS | NT |
| 146 | Harding, Shan | WHS | NT |
| 147 | Rossi, Jose | DHHS | NT |
| 148 | Wyndham, Bri | WASH | NT |
| 149 | Doughty, Zeb | JR ADEN | NT |
| 150 | Williams, Zach | WHS | NT |

Event 21 Girls 200 Meter Dash

| Name | Yr | School | Seed Time |
|------|-----------------|---------|-----------|
| 1 | Bennett, Ashle | WHS | 26.10 |
| 2 | Young, Toya | TMHS | 26.20 |
| 3 | Harmon, Chan | UNA | X26.20 |
| 4 | Tucker, Whitn | CCHS | 26.50 |
| 5 | Mimms, Kristi | CROY | 26.67 |
| 6 | Echols, Keonn | CCHS | 26.80 |
| 7 | Chew, Stacy | MASO | 26.90 |
| 8 | Miller, Dawn | CCHS | 26.90 |
| 9 | Anderson, Cou | SR RBHS | 27.00 |
| 10 | Denbow, Whit | SO WKHS | 27.00 |
| 11 | Vinson, Britta | SR AHS | 27.00 |
| 12 | Arnold, Ashley | WHS | 27.10 |
| 13 | Roberts, Mike | SO PRIN | 27.10 |
| 14 | Manley, Jerric | GLHS | 27.30 |
| 15 | Bryant, Angela | GLHS | 27.40 |
| 16 | Kerr, Samantha | 10 NDAM | 27.50 |
| 17 | Kostecka, Abb | TWHS | 27.50 |
| 18 | Aeh, Lauren | SR BRHS | 27.50 |
| 19 | Castelli, Donna | JR HARR | 27.50 |
| 20 | Lockett, Brian | GLHS | 27.50 |
| 21 | Ball, Ayana | MASO | 27.52 |
| 22 | Harrison, Mar | SCOT | 27.60 |
| 23 | Gabel, Elyse | MASO | 27.65 |
| 24 | Lewis, Leah | SCOT | 27.70 |
| 25 | Peterson, Joy | JR TWHS | 27.80 |
| 26 | Chouciki, Ami | SO TWHS | 27.80 |
| 27 | Cron, Katie | SR PIQ | 27.80 |
| 28 | Moore, Jenna | UNA | X27.90 |
| 29 | Barnes, Natalie | MASO | 27.94 |
| 30 | Frimming, Me | SR MOM | 28.00 |
| 31 | Johnson, Ashle | WIL | 28.00 |
| 32 | Moser, Court | 11 NDAM | 28.00 |
| 33 | Nishimori, Em | FR MND | 28.00 |
| 34 | Lenchan, Katie | SO MOM | 28.00 |
| 35 | Grimm, Jennif | MASO | 28.00 |
| 36 | Ostendorf, Kat | LAKO | 28.00 |
| 37 | Simon, Alisa | TMHS | 28.00 |
| 38 | Backscheider, . | SR CSUA | 28.00 |
| 39 | Grile, Karli | UNA | X28.00 |
| 40 | Johnson, Ariel | JR CJHS | 28.00 |
| 41 | King, Natalie | SR WKHS | 28.00 |
| 42 | Beckett, Mega | MONR | 28.00 |
| 43 | Forte, Abby | SO BHSS | 28.00 |
| 44 | Weaver, Adele | JR WKHS | 28.00 |
| 45 | Nicholson, M | SCOT | 28.10 |
| 46 | Walton, Rache | WCHS | 28.10 |
| 47 | Traylor, Alicia | WHS | 28.10 |
| 48 | Woods, Brittan | CHCA | 28.10 |
| 49 | Smith, Julie | WHS | 28.10 |
| 50 | Dallas, Jasmint | WHS | 28.10 |
| 51 | Williams, Chri | TMHS | 28.20 |
| 52 | Daniels, Britne | SO RBHS | 28.30 |
| 53 | Johnson, Beth | MASO | 28.50 |
| 54 | Johnson, Petra | GLHS | 28.50 |
| 55 | Fulton, Katie | MASO | 28.50 |
| 56 | Murphy, Sheri | TMHS | 28.50 |
| 57 | Blaine, Sarah | JR WKHS | 28.50 |
| 58 | Berlin, Emma | WCHS | 28.50 |
| 59 | Cunningham, | GLHS | 28.60 |
| 60 | Green, Tiera | JR TWHS | 28.60 |
| 61 | Sample, Vinne | SCOT | 28.70 |
| 62 | Miller, Crystal | SR PRIN | 28.70 |
| 63 | Lichtenberg, T | SR TWHS | 28.80 |
| 64 | Kirk, Alex | CHCA | 28.80 |
| 65 | Hearn, Sara | 11 NDAM | 28.90 |
| 66 | Walton, Paige | WCHS | 28.90 |
| 67 | White, Melani | MASO | 28.90 |
| 68 | Stout, Melissa | MASO | 28.90 |
| 69 | Butcher, Sequ | WHS | 28.90 |
| 70 | Zimmerman, A | JR EB | 28.96 |
| 71 | Robertson, Ali | JR AHS | 29.00 |
| 72 | Carroll, Darlen | JR AHS | 29.00 |
| 73 | Bryant, LaBrez | SO RBHS | 29.00 |
| 74 | Snyder, Sara | JR WKHS | 29.00 |
| 75 | Phelps, Kately | FR MOM | 29.00 |
| 76 | Patel, Dhara | MTHS | 29.00 |
| 77 | Achtermann, S | WIL | 29.00 |
| 78 | Haas, Jessica | SR EB | 29.03 |
| 79 | Anthony, Krist | CMHS | 29.05 |
| 80 | Ellis, Charlie | FR WHIT | 29.20 |
| 81 | Knowles, Cher | JR XCHS | 29.27 |
| 82 | Hogan, Latrice | SR RBHS | 29.40 |
| 83 | Weber, Rachel | MASO | 29.50 |
| 84 | Weekley, Alisc | CROY | 29.56 |
| 85 | Trubee, Holly | SR GRVW | 29.59 |
| 86 | Neff, Chastity | SR UNI | 29.60 |
| 87 | Gifford, Andre | FR GRVW | 29.70 |
| 88 | Angner, Mack | SR CSUA | 29.74 |
| 89 | Ross, Hope | CMHS | 29.80 |
| 90 | Rhoads, Kristi | CMHS | 29.90 |

Yellow Jacket High School Indoor Tune-up
Cedarville, Ohio 45314 - 2/26/2005
Performance List

Event 21 ... (Girls 200 Meter Dash)

| | | |
|----------------------|---------|--------|
| 91 Moss, Kristen | WHS | 29.90 |
| 92 Piening, Jayne | SO MND | 30.00 |
| 93 Stargell, Charit | FR CJHS | 30.00 |
| 94 Hsieh, Diana | SO NMT | 30.00 |
| 95 Dibley, Kristen | JR NMT | 30.00 |
| 96 Gruen, Samant | SO MOM | 30.00 |
| 97 Hegele, Ana | FR AHS | 30.00 |
| 98 Harriger, Ange | MASO | 30.00 |
| 99 Black, Jarissa | FR CJHS | 30.00 |
| 100 Arnett, Amy | UNA | X30.00 |
| 101 Madigan, Juli | JR AHS | 30.00 |
| 102 Sollmann, Tiff | JR XCHS | 30.13 |
| 103 Kite, Katie | UNA | X30.40 |
| 104 Lake, Charissa | CHCA | 30.40 |
| 105 Polino, Emily | FR GRVW | 30.50 |
| 106 Carver, Michel | FR GRVW | 30.50 |
| 107 LaPlant, Moni | FR PRIN | 30.61 |
| 108 Scholes, Melis | SO XCHS | 30.66 |
| 109 Wolf, Kayley | CROY | 30.76 |
| 110 Hendricks, She | JR PRIN | 30.92 |
| 111 McCafferty, M | JR CSUA | 31.00 |
| 112 Lang, Maria | FR CSUA | 31.00 |
| 113 Schneider, Kri | MND | 31.00 |
| 114 Parker, Meagan | FR RBHS | 31.00 |
| 115 Randall, Emmi | FR GRVW | 31.00 |
| 116 Hicks, Mia | SR NMT | 31.00 |
| 117 Davis, Julie | SR MOM | 31.00 |
| 118 Guest, Nietzser | SO NMT | 31.00 |
| 119 Frimming, Kat | FR MOM | 31.00 |
| 120 Cole, Kelly | SO CSUA | 31.01 |
| 121 Espy, Taylor | SO PRIN | 31.09 |
| 122 Holton, Renee | WHS | 31.10 |
| 123 Vesey, Shaneel | WHS | 31.10 |
| 124 Wessler, Kaitly | WHS | 31.10 |
| 125 Pope, Jasmine | WHS | 31.20 |
| 126 Wambaugh, N | SR CSUA | 31.32 |
| 127 Wilson, Mandi | SR TWHS | 31.40 |
| 128 Selman, Ammi | SO PRIN | 31.42 |
| 129 Day, Emily | FR MND | 31.50 |
| 130 Byrne, Angela | JR CSUA | 31.54 |
| 131 Espy, Alex | SO PRIN | 31.60 |
| 132 Uhm, Elizabeth | SO CSUA | 31.66 |
| 133 Ramm, Rachel | WCHS | 32.00 |
| 134 Wright, Dancis | SR READ | 32.00 |
| 135 Keeler, Corry | TWHS | 32.00 |
| 136 Nagle, Colleen | LAKO | 32.00 |
| 137 Moore, Karen | FR NMT | 32.00 |
| 138 Raters, Amand | WHS | 32.10 |
| 139 Willis, Kresha | JR WHIT | 32.30 |
| 140 Britton, Kaylie | FR WHIT | 32.40 |
| 141 Polk, Shevona | FR READ | 32.50 |
| 142 Waller, Brittain | JR PRIN | 32.53 |
| 143 Dulaney, Erin | SO WHIT | 32.60 |
| 144 DiMarco, Dani | FR PRIN | 32.65 |
| 145 Smith, Camille | SO PRIN | 32.70 |
| 146 Traurig, Crissy | SO AHS | 33.00 |
| 147 DeVoe, Mered | FR CSUA | 33.29 |

| | | |
|----------------------|---------|-------|
| 148 Cho, Yearin | FR WHIT | 33.40 |
| 149 Baynes, Albert | SO PRIN | 33.74 |
| 150 Patterson, Chri | FR READ | 34.00 |
| 151 Conlon, Allison | CHCA | 34.20 |
| 152 Glandon, Cath | SO ADEN | 35.00 |
| 153 Dyer, Samie | FR ADEN | 35.00 |
| 154 Lehrter, Jayni | SO MND | 35.00 |
| 155 Pinson, Brayle | SO ADEN | 35.00 |
| 156 Dowling, Lauri | SO MND | 35.00 |
| 157 Dieringer, Kerl | FR READ | 35.00 |
| 158 Hyde, Kara | CHS | 35.00 |
| 159 Klenk, Lyndsey | SO CSUA | 35.00 |
| 160 Head, Emily | JR CSUA | 35.13 |
| 161 Brandstetter, E | FR CSUA | 35.14 |
| 162 Heckel, Maryje | SO CSUA | 36.17 |
| 163 Williams, Alici | FR PRIN | 41.50 |
| 164 Wilson, Algeri | FR PRIN | 42.00 |
| 165 Staten, Janay | WHS | NT |
| 166 O'Sullivan, Oli | DHHS | NT |
| 167 Aphramian, Ja | JR PRIN | NT |
| 168 Blair, Melissa | WHS | NT |
| 169 Patterson, Jessi | WHS | NT |
| 170 Glover, Jessica | WHS | NT |

Event 22 Boys 200 Meter Dash

| Name | Yr | School | Seed | Time |
|-------------------|----|--------|--------|-------|
| 1 Thomas, Kyle | | CCH | | 21.80 |
| 2 Mickens, Mikr | | WHS | | 22.10 |
| 3 Williams, Dars | | TMHS | | 22.27 |
| 4 Morton, Eric | SR | CLAS | | 22.80 |
| 5 Posey, Julian | JR | CLAS | | 22.90 |
| 6 Echols, Kalen | | CCHS | | 23.00 |
| 7 Woodfork, chr. | | UN | | 23.00 |
| 8 Campbell, Mic | | SSHS | | 23.10 |
| 9 Miller, Chris | | DAVI | | 23.20 |
| 10 Corner, Vincer | | STAR | | 23.20 |
| 11 Saine, Brandor | SO | PIQ | | 23.24 |
| 12 Moore, Dontae | SR | RBHS | | 23.30 |
| 13 Henderson, Br | | TMHS | | 23.40 |
| 14 Tarrence, Trav | | UNA | X23.40 | |
| 15 Lanning, Kevit | | SSHS | | 23.50 |
| 16 Curry, Robert | | CCHS | | 23.50 |
| 17 Orton, Greg | | WHS | | 23.50 |
| 18 Liggins, Domii | | UN | | 23.50 |
| 19 Parker, Billy | SO | CLAS | | 23.50 |
| 20 Perri, Michael | | UN | | 23.50 |
| 21 Anevski, Jason | JR | CLAS | | 23.50 |
| 22 Davis, Ricci | | MONR | | 23.50 |
| 23 Chambers, Jarr | | TMHS | | 23.60 |
| 24 Finnell, Eric | JR | PRIN | | 23.63 |
| 25 Tye, Jonathan | SR | PRIN | | 23.66 |
| 26 Bryant, Korey | | WAVE | | 23.70 |
| 27 Moss, Derek | | CCHS | | 23.80 |
| 28 Pitts, Kelvin | | MHS | | 23.80 |
| 29 Briner, Andy | | SHAW | | 23.80 |
| 30 Taylor, Derron | | TEAY | | 23.90 |
| 31 Baldrige, Phil | | WCHS | | 23.90 |
| 32 Ennis, Errol | | MHS | | 23.90 |
| 33 Moyer, John | | MHS | | 23.90 |

| | | | |
|--------------------|----|------|--------|
| 34 Komisarski, M | SR | XCHS | 23.91 |
| 35 Purdue, Tyler | SR | CLAS | 24.00 |
| 36 Michael, Shac | | MONR | 24.00 |
| 37 Osterman, Ada | | MONR | 24.00 |
| 38 Phipps, John | JR | RBHS | 24.00 |
| 39 Brennan, Nick | FR | CLAS | 24.00 |
| 40 Brodbeck, Nicl | SO | CLAS | 24.00 |
| 41 Harrington, Pa | | MONR | 24.00 |
| 42 Norris, Jeff | SO | CLAS | 24.00 |
| 43 Russell, Ben | | DAVI | 24.00 |
| 44 renzenbrink, cc | JR | ELDE | 24.00 |
| 45 Meyer, John | | CROY | 24.00 |
| 46 Smith, Dustin | | UNA | X24.00 |
| 47 Richter, Grant | | DAVI | 24.00 |
| 48 Jett, Bryan | SR | AHS | 24.00 |
| 49 Kindig, Josh | | CROY | 24.00 |
| 50 Hall, Justin | | MONR | 24.00 |
| 51 Mitchell, LaTa | SR | PRIN | 24.00 |
| 52 Pearson, Lucas | | DAVI | 24.00 |
| 53 Tackett, Antho | | WAVE | 24.04 |
| 54 Womack, Lorr | | WHS | 24.10 |
| 55 Young, De'Ang | | WHS | 24.10 |
| 56 Muschott, Brae | | WCHS | 24.10 |
| 57 Lynch, Chris | | CCH | 24.10 |
| 58 Hartman, Ryan | JR | GRVW | 24.18 |
| 59 Anderson, Sarr | | MHS | 24.20 |
| 60 McGlothlin, N | | WCHS | 24.20 |
| 61 Moses, Ben | | MHS | 24.20 |
| 62 Hurst, Jake | SR | NMT | 24.20 |
| 63 Jones, Spencer | JR | EB | 24.27 |
| 64 Blair, Kyle | JR | PIQ | 24.30 |
| 65 Givens, TeQua | SO | TWHS | 24.40 |
| 66 Wunderle, Eric | | MHS | 24.40 |
| 67 Williford, Naq | SR | NMT | 24.50 |
| 68 Fiegelson, Mat | SR | NMT | 24.50 |
| 69 Smart, Josh | SR | NMT | 24.50 |
| 70 Murray, Derict | SR | MOE | 24.50 |
| 71 Cerone, Chris | | LAKO | 24.50 |
| 72 Robinson, Bret | JR | BHS | 24.50 |
| 73 Parker, Seth | | UNA | X24.50 |
| 74 Kilburn, Tad | | MONR | 24.50 |
| 75 Seipel, Scott | SR | NMT | 24.50 |
| 76 Whitaker, Logi | | UNA | X24.50 |
| 77 Adkins, Andy | | WCHS | 24.50 |
| 78 Sadler, Ravelle | FR | CLAS | 24.50 |
| 79 Waldo, Sean | JR | BRHS | 24.50 |
| 80 Jones, Terrell | FR | CLAS | 24.50 |
| 81 Dozier, Gavin | SR | TWHS | 24.50 |
| 82 Jones, Nate | FR | CLAS | 24.50 |
| 83 Pelt, Lawrence | SO | TWHS | 24.60 |
| 84 Hilson, Brian | SO | PRIN | 24.69 |
| 85 Julian, Jay | | SHAW | 24.70 |
| 86 Andreas, Chris | JR | WKHS | 24.80 |
| 87 Keyser, Josh | | MHS | 24.80 |
| 88 Novak, Parker | | LAKO | 24.80 |
| 89 Treadway, Mit | | MONR | 24.80 |
| 90 Litwin, Josh | | WCHS | 24.90 |
| 91 weber, jacob | JR | ELDE | 24.90 |
| 92 Long, Gary | SR | ADEN | 25.00 |

Yellow Jacket High School Indoor Tune-up
Cedarville, Ohio 45314 - 2/26/2005
Performance List

Event 22 ... (Boys 200 Meter Dash)

| | | | | |
|-----|-----------------|----|------|--------|
| 93 | Jackson, Travis | FR | CJHS | 25.00 |
| 94 | kraemer, alex | SR | ELDE | 25.00 |
| 95 | berter, tim | SO | ELDE | 25.00 |
| 96 | Williams, Nick | | MONR | 25.00 |
| 97 | Kuntz, Kyle | SR | BHS | 25.00 |
| 98 | Leaman, Scott | SO | AHS | 25.00 |
| 99 | Collins, Andre | FR | CLAS | 25.00 |
| 100 | Sparks, Joshua | | UN | 25.00 |
| 101 | Bleything, Ton | | SEHS | 25.00 |
| 102 | Frasure, Josh | | UN | 25.00 |
| 103 | Thompson, Ke | | UN | 25.00 |
| 104 | Wright, Sahe | SO | NMT | 25.00 |
| 105 | Durell, Tony | SR | MOE | 25.00 |
| 106 | Sharp, Ben | JR | MOE | 25.00 |
| 107 | Collins, Alex | FR | CLAS | 25.00 |
| 108 | Ford, Garry | SR | WHIT | 25.10 |
| 109 | Kirk, James | | TEAY | 25.10 |
| 110 | Davis, Kelley | FR | RBHS | 25.10 |
| 111 | Pringle, Aaron | FR | PRIN | 25.14 |
| 112 | Walters, Ryan | FR | PIQ | 25.19 |
| 113 | Lament, Ben | SR | WHIT | 25.20 |
| 114 | David, Josh | JR | TWHS | 25.20 |
| 115 | Larrimer, Pat | | STCH | 25.20 |
| 116 | Mays, Aaron | FR | WHIT | 25.30 |
| 117 | Downing, Ernie | FR | NMT | 25.40 |
| 118 | Green, Malcon | FR | RBHS | 25.40 |
| 119 | Agrue, Ricky | JR | AHS | 25.50 |
| 120 | Brown, Peter | | STCH | 25.50 |
| 121 | Lin, Tim | JR | WKHS | 25.50 |
| 122 | Jackson, Tom | JR | WKHS | 25.50 |
| 123 | hagedus, mark | SO | ELDE | 25.50 |
| 124 | Bailey, Anthon | JR | PRIN | 25.60 |
| 125 | Riby-Williams | SR | WKHS | 25.60 |
| 126 | Matthews, Nat | | UNA | X25.70 |
| 127 | Corbin, Jaaron | | DHHS | 25.72 |
| 128 | Mincy, Kevin | SO | PRIN | 25.77 |
| 129 | McCauliffe, Ni | | LAKO | 25.80 |
| 130 | Dixon, Keith | | WHS | 25.90 |
| 131 | Recinella, Kyle | SO | MOE | 25.90 |
| 132 | Fox, Joe | FR | MOE | 25.90 |
| 133 | Gillespie, Matt | SR | XCHS | 25.97 |
| 134 | Davidson, Mic | | MOE | 26.00 |
| 135 | Marshall, Dust | | SHAW | 26.00 |
| 136 | Ankenbauer, D | SR | AHS | 26.00 |
| 137 | Thoele, Micha | | UNA | X26.00 |
| 138 | Keyes, Eric | SR | PRIN | 26.00 |
| 139 | Slavens, Bob | SO | NMT | 26.00 |
| 140 | Fille, Nick | JR | AHS | 26.00 |
| 141 | Mawhirter, De | | STCH | 26.00 |
| 142 | Moore, Victor | JR | PRIN | 26.20 |
| 143 | Shepherd, Chri | JR | PRIN | 26.38 |
| 144 | Tye, Derrick | FR | PRIN | 26.47 |
| 145 | Roy, Josh | JR | EB | 26.48 |
| 146 | Seege, Terrell | FR | NMT | 26.50 |
| 147 | Cantrell, Ricky | | STAR | 26.50 |
| 148 | White, Evan | | EATO | 26.50 |
| 149 | Maurer, Steve | SO | NMT | 26.50 |

| | | | | |
|-----|-----------------|----|------|---------|
| 150 | Beculheimer, | | UNA | X26.50 |
| 151 | Cameron, Core | | WHS | 26.60 |
| 152 | Clark, Chris | FR | RBHS | 26.70 |
| 153 | Caputo, Nick | | SHAW | 26.70 |
| 154 | Jewell, Josh | JR | EB | 26.85 |
| 155 | Hostick, Michi | FR | READ | 26.90 |
| 156 | Donovan, Rya | | STCH | 27.00 |
| 157 | Hamler, Kurt | | UNA | X27.00 |
| 158 | Cook, Ryan | | SHAW | 27.00 |
| 159 | Hisey, Josh | | EATO | 27.00 |
| 160 | Boeh, Anthony | JR | AHS | 27.00 |
| 161 | Lowrey, Blaine | SO | NMT | 27.00 |
| 162 | Polley, Ben | | WAVE | 27.05 |
| 163 | Lammers, Jake | | CCH | 27.10 |
| 164 | Womack, Brya | | WHS | 27.10 |
| 165 | Johnson, Zach | FR | PRIN | 27.17 |
| 166 | Shaw, Chris | | WAVE | 27.50 |
| 167 | Boyer, Derek | | WAVE | 27.50 |
| 168 | Obetz, Alex | | WAVE | 27.50 |
| 169 | Brishnow, Bra | | WHS | 27.90 |
| 170 | Hinton, Reggie | SR | PRIN | 28.00 |
| 171 | Sowers, Shawn | SR | ADEN | 28.00 |
| 172 | Jones, Clinel | FR | NMT | 28.00 |
| 173 | Jaskoviak, Ale | JR | ADEN | 28.00 |
| 174 | Teeple, Brandt | FR | READ | 28.10 |
| 175 | Fullerton, Alex | | STCH | 29.30 |
| 176 | Hendricks, Rol | SO | PRIN | 30.00 |
| 177 | Hoepfer, Brett | FR | MOE | 30.00 |
| 178 | Fields, CJ | FR | MOE | 30.00 |
| 179 | Harper, Willia | FR | PRIN | 30.22 |
| 180 | Schrader, Eric | SO | MOE | 32.00 |
| 181 | Reeder, Mike | FR | MOE | 35.00 |
| 182 | Harris, Joe | | WHS | 2:15.00 |
| 183 | Jones, Justin | | CHCA | NT |
| 184 | Brown, Jacob | | DHHS | NT |
| 185 | Darden, Tyler | | DHHS | NT |
| 186 | Guenther, Jimr | | AHS | NT |
| 187 | Doughty, Zeb | JR | ADEN | NT |
| 188 | Anderson, Zacl | | WASH | NT |
| 189 | Williams, Briat | | WASH | NT |
| 190 | Harding, Shant | | WHS | NT |
| 191 | Williams, Zacl | | WHS | NT |

Event 25 Girls 4x400 Meter Relay

| Team | Relay | Seed Time |
|------|----------------------|----------------------|
| 1 | WHS | A 4:10.00 |
| 2 | CSUA | A 4:10.00 |
| 3 | MHS | A 4:12.00 |
| 4 | TMHS | A 4:14.50 |
| 5 | RBHS | A 4:16.50 |
| 6 | MOM | A 4:20.00 |
| 7 | CSUA | B 4:25.00 |
| 8 | WKHS | A 4:26.00 |
| 9 | NDAM | A 4:27.00 |
| | Brossart, Rebecca 12 | Hudepohl, Lindsey 11 |
| | Kerr, Samantha 10 | Kubala, Katie 12 |
| 10 | GLHS | A 4:28.00 |

| | | | |
|----|-----------------------|------------------------|---------|
| 11 | TWHS | A | 4:30.00 |
| | Barrens, Christine FR | Frankland, Jennifer SO | |
| | McHugh, Kelsey JR | Allenby, Kate JR | |
| 12 | MASO | B | 4:30.00 |
| 13 | CJHS | A | 4:31.00 |
| | Mitchell, Keithsha SO | Mathews, Chantee JR | |
| | Seabrook, Kwesi FR | Fields, Shayla SR | |
| 14 | CJHS | B | 4:31.00 |
| | Clements, Ravelle FR | Stargell, Charise FR | |
| | Collins, Brittany SO | Miles, Danielle SO | |
| 15 | SHAW | A | 4:35.00 |
| 16 | CSUA | C | 4:35.00 |
| 17 | MND | A | 4:40.00 |
| 18 | GRVW | A | 4:40.00 |
| 19 | PRIN | A | 4:40.00 |
| | LaPlant, Monica FR | Miller, Crystal SR | |
| | Roberts, Mikeal SO | Toerpe, Marybeth SO | |
| 20 | MOM | B | 4:40.00 |
| 21 | PRIN | B | 4:45.00 |
| | Hendricks, Sharese JR | LaPlant, Katie SO | |
| | Osborne, Erica JR | Smith, Camille SO | |
| 22 | CMHS | A | 4:45.00 |
| | Anthony, Kristen | Dunham, Amy | |
| | Ross, Hope | Trampler, Aubrey | |
| 23 | LAKO | A | 4:45.00 |
| 24 | HARR | A | 4:45.00 |
| 25 | WHS | B | 4:50.00 |
| 26 | XCHS | A | 4:50.00 |
| | Dell, Hannah | Knowles, Cheryl JR | |
| | Scholes, Melissa SO | Sollmann, Tiffany JR | |
| 27 | WHS | C | 5:00.00 |
| 28 | WCHS | A | NT |
| 29 | MUHS | A | NT |

Event 26 Boys 4x400 Meter Relay

| Team | Relay | Seed Time |
|------|----------------------|---------------------|
| 1 | TMHS | A 3:25.49 |
| 2 | WHS | A 3:26.00 |
| 3 | PRIN | A 3:30.76 |
| | Finnell, Eric JR | Layne, Desmond SO |
| | Mitchell, LaTarro SR | Woodard, Brandon JR |
| 4 | CLAS | A 3:33.00 |
| 5 | MASO | A 3:36.00 |
| 6 | TWHS | A 3:38.00 |
| | Buxton, Thomas SR | Fields, Nathan SR |
| | Maetzold, Will JR | Walker, Peter SO |
| 7 | DHHS | A 3:40.00 |
| 8 | MOE | A 3:40.00 |
| 9 | DAVI | A 3:40.00 |
| | Seiple, Cody | Russell, Ben |
| | Richter, Grant | Pearson, Lucas |
| 10 | LAKO | A 3:40.00 |
| 11 | SHAW | A 3:40.00 |
| 12 | CCH | A 3:41.00 |
| 13 | WKHS | A 3:44.00 |
| 14 | ELDE | A 3:44.00 |
| | baudendistel, tom SR | berling, jason JR |
| | wynn, bob SO | weidner, ben JR |
| 15 | RBHS | A 3:44.50 |

**Yellow Jacket High School Indoor Tune-up
Cedarville, Ohio 45314 - 2/26/2005
Performance List**

Event 26 ... (Boys 4x400 Meter Relay)


| | | | |
|----|---------------------|----------------------|---------|
| 16 | CJHS | A | 3:45.00 |
| | Jackson, Travis FR | Jarvis, Martin SO | |
| | Burleson, JD FR | Harris, Josh SR | |
| 17 | CLAS | B | 3:45.00 |
| 18 | AHS | A | 3:45.00 |
| 19 | WHIT | A | 3:45.00 |
| | Richmond, Andrew SR | Whitson, Rodney JR | |
| | Lament, Ben SR | Mays, Aaron FR | |
| 20 | PRIN | B | 3:50.00 |
| | Hilson, Brian SO | Hinton, Reggie SR | |
| | Tye, Derrick FR | Tye, Jonathan SR | |
| 21 | WHS | B | 3:50.00 |
| 22 | UN | A | 3:50.00 |
| | Edwards, Marcus | Powell, Jeremy | |
| | Sparks, Joshua | Kimsey, Eric | |
| 23 | CJHS | B | 3:50.00 |
| | Givens, Devin FR | Lambright, Marcus JR | |
| | Herzer, Josh SO | Hughley, Yemoni FR | |
| 24 | GRVW | A | 3:52.00 |
| 25 | WCHS | A | 3:55.00 |
| 26 | WHS | C | 4:00.00 |
| 27 | READ | A | 4:05.00 |
| | Haley, Brett SO | Hostick, Michael FR | |
| | Nicely, David SR | Nieman, Jeff SR | |
| 28 | MUHS | A | NT |
| 29 | CCHS | A | NT |
| | Echols, Kalen | Anderson, Mark | |
| | Thielen, Mitch | Longazel, Josh | |
| 30 | STCH | B | NT |
| 31 | STCH | A | NT |
| 32 | DHHS | B | NT |
| 33 | WASH | A | NT |

find your next...

automobile mechanic...

financial planner...

or physician



visit the internet Christian Blue Pages
www.christianbluepages.com



**Christian
Blue Pages**[®]
get it out of the blue!

your trusted source for products and services

1.800.860.2583

Consumers have told us that their #1 reason for choosing a business out of the Christian Blue Pages is their high trust level in our advertisers.

