

---

5-1-2009

## 2009 NAIA Outdoor Track & Field National Championships

Cedarville University

Follow this and additional works at: [https://digitalcommons.cedarville.edu/track\\_field\\_programs](https://digitalcommons.cedarville.edu/track_field_programs)



Part of the [Higher Education Commons](#), [Sports Sciences Commons](#), and the [Sports Studies Commons](#)

---

### Recommended Citation

Cedarville University, "2009 NAIA Outdoor Track & Field National Championships" (2009). *Men's and Women's Track & Field Programs*. 71.

[https://digitalcommons.cedarville.edu/track\\_field\\_programs/71](https://digitalcommons.cedarville.edu/track_field_programs/71)

This Program is brought to you for free and open access by DigitalCommons@Cedarville, a service of the Centennial Library. It has been accepted for inclusion in Men's and Women's Track & Field Programs by an authorized administrator of DigitalCommons@Cedarville. For more information, please contact [digitalcommons@cedarville.edu](mailto:digitalcommons@cedarville.edu).



MISSOURI  
BAPTIST COLLEGE



**NAIA**

**2009**  
**OUTDOOR**  
**TRACK**  
**& FIELD**  
**NATIONAL**  
**CHAMPIONSHIPS**  
RALPH KORTE  
STADIUM



MCKENDREE  
UNIVERSITY



LINDENWOOD  
UNIVERSITY **LIONS**

*Official Souvenir Program*

# 2009 Outdoor Track and Field



May 21, 2009

The National Association of Intercollegiate Athletics welcomes you to the 29th Annual Women's and 58th Annual Men's Outdoor Track and Field National Championships!

Since its inception in 1937, the NAIA has promoted the education and development of well-rounded students and productive citizens through intercollegiate athletics. Over those 72 years the NAIA has provided opportunities for more than 45,000 student-athletes to compete for 23 national championships in 13 NAIA sports.

The Association's innovative flagship program, *Champions of Character*, is designed to instill character values in student-athletes, coaches and youth in the communities it serves. The NAIA is committed to the true spirit of competition and the Association is striving through its programs to intentionally teach respect, responsibility, integrity, servant leadership and sportsmanship.

This National Championship event offers the opportunity to recognize our student-athletes for their dedication to mastering their sport, succeeding academically and developing their character. In addition, much credit and appreciation goes to coaches, administrators and fans for their continued support of their athletic teams and student-athletes.

All of us at the Association sincerely thank the St. Louis Sports Commission and the entire local organizing committee for hosting this event and furthering the mission of the NAIA. I would also like to recognize and thank our member institution championship co-hosts Lindenwood, McKendree and Missouri Baptist. Our member institutions thank you and your countless volunteers for your dedication, time and energy.

Best wishes for an enjoyable event,

Jim Carr—NAIA President and Chief Executive Officer  
National Association of Intercollegiate Athletics  
Kansas City, MO



# 2009 Outdoor Track and Field National Championships

## *Event Personnel*



Patrick McCurry, The College of Idaho  
*Games Committee Chair*



Randy Dalzell, Concordia University (Ore.)  
*Games Committee Chair*



Trent Mack, Dakota State University  
*Games Committee Member*



Jerry Schafer, South Dakota SM & T  
*Games Committee Member*



Ruth Stein  
*NAA Director of  
Championship Events*



Kent Allshouse, Graceland University  
*Games Committee Co-Chair*



Paul Deaton, Berry College  
*Games Committee Member*



Scott Cummings  
*NAA Media  
Coordinator*



# LINDENWOOD

LINDENWOOD UNIVERSITY

ST. CHARLES, MISSOURI

May 21, 2009

Welcome to the 2009 NAIA Outdoor Track and Field Championships. Lindenwood University is proud to serve as one of the host schools of this prestigious national event.


Lindenwood was founded in 1827 as a college committed to producing enlightened, accomplished, useful citizens. The University has evolved and matured over the years, but the school has retained the essential spirit of dedicated service to academic excellence and lifelong education.

Today, Lindenwood is widely recognized for its strong academic focus. The University offers degrees in more than 120 majors, and at all levels—bachelor's, master's, and doctorate. More than 3,650 of our students live on Lindenwood's beautifully wooded, 500-acre main campus in St. Charles, Mo., located about 35 miles west of Edwardsville, Ill.

A part of the college experience for many of these students is intercollegiate athletics. Lindenwood is a national leader in this area, in terms of both the success of its teams and the number of opportunities that are available for students to participate in athletics. In addition, Lindenwood maintains the strong emphasis on character and values that we established so many years ago.

Congratulations and good luck to all of the student-athletes in their efforts to reach the pinnacle of track and field competition. Best wishes to all, and thank you for visiting the St. Louis area.

Sincerely,



James D. Evans, Ph.D.  
President




**NAIA National Champions**  
*Track and Field*



**1998 - 2003 - 2005 - 2006**



**MCKENDREE**  
**UNIVERSITY**



May 21, 2009

On behalf of McKendree University, it is my pleasure to welcome you to the 2009 NAIA Men's and Women's Outdoor Track and Field National Championship. McKendree is proud to be part of this event and we applaud each team for the individual and group efforts that have earned them a place in this competition.

McKendree University has a long and impressive tradition with the NAIA and is proud to be hosting this tournament. The NAIA's Champions of Character program parallels the values and mission of McKendree University. As proud participants in the NAIA Champions of Character initiative, our athletic staff, coaches and student-athletes place a strong emphasis on the true spirit of competition through respect, integrity, responsibility, servant leadership and exemplary sportsmanship.

As the oldest higher education institution in Illinois, McKendree is recognized for its strong curricular and co-curricular programs. Our students enjoy outstanding academic success, our athletic programs rank among the strongest in the NAIA, our debate team is nationally ranked, 40% of our students go on to graduate work and we have a 99% employment placement rate.

We wish you the best in this competition as you represent your institution. May the themes of the Champions of Character guide the actions of student athletes, coaches, officials and spectators!

Sincerely,

James M. Dennis  
President

***NAIA Outdoor Track and Field National Championships***



Dear NAIA leaders:

On behalf of Missouri Baptist University, welcome to St. Louis!

Our city is rooted in a tradition of rich athletic excellence. It was, after all, St. Louis that in 1904 first hosted the Olympics in the United States. Over the years, we've seen many world famous athletes call our city home—from baseball greats Yogi Berra and Ozzie Smith to bowling's Dick Weber and Olympic medalist Jackie Joyner-Kersey. The professional teams our athletes belong to are no less impressive. The Rams, Blues and, of course, the nine-time-World-Series-champion Cardinals have over the decades all emerged as world-class leaders in their respective programs.

Our collegiate athletic programs have proven pasts as well. At the NAIA level, St. Louis has produced numerous national champions. MBU, with 17 NAIA teams, itself proudly possesses a national championship in women's Track and Field, regularly produces All-American athletes and coaches of the year and near annually wins a host of regional victories.

Perhaps just as important, though, are the pivotal lessons of leadership and integrity our scholar athletes learn as members of a NAIA collegiate athletic team. MBU, which boasts more than 400 athletes and an enrollment of more than 4,600, takes seriously NAIA's five core characteristics of respect, responsibility, integrity, servant leadership and sportsmanship. In fact, it's with those values that we form leaders who—years after their days as collegiate athletes conclude—remain equipped with the tools needed to change our world. MBU takes great pride in its association with an organization that places such a high level of importance on cultivating leaders of tomorrow.

Again, welcome to our city. I hope you experience all of the excitement that comes with visiting the best sports town in America.

Sincerely,

A handwritten signature in cursive script that reads "R. Alton Lacey".

R. Alton Lacey, Ph.D.  
President  
Missouri Baptist University



# Women's CHAMPIONSHIP HISTORY

YEAR	SITE	CHAMPION	POINTS	RUNNER-UP	POINTS
1981	Houston, Texas	Texas Southern	115.5	Prairie View A&M (Texas)	68
1982	Charleston, W.Va.	Prairie View A&M (Texas)	117	Adams State (Colo.)	73
1983	Charleston, W.Va.	Prairie View A&M (Texas)	119	Hampton Institute (Va.)	90
1984	Charleston, W.Va.	Prairie View A&M (Texas)	100	Adams State (Colo.)	83
1985	Hillsdale, Mich.	Prairie View A&M (Texas)	109	Adams State (Colo.)	63.5
1986	Russellville, Ark.	Prairie View A&M (Texas)	117	Wayland Baptist (Texas)	110
1987	Russellville, Ark.	Prairie View A&M (Texas)	144	Wayland Baptist (Texas)	86
1988	Azusa, Calif.	Prairie View A&M (Texas)	93	Wayland Baptist (Texas)	82
1989	Azusa, Calif.	Prairie View A&M (Texas)	109	Arkansas-Pine Bluff	50
1990	Stephenville, Texas	Prairie View A&M (Texas)	103		
1991	Stephenville, Texas	Central State (Ohio)	115	Simon Fraser (B.C.)	81
1992	Abbotsford, B.C.	Central State (Ohio)	140	Simon Fraser (B.C.)	125.5
1993	Abbotsford, B.C.	Central State (Ohio)	132	Simon Fraser (B.C.)	116
1994	Azusa, Calif.	Central State (Ohio)	96	Doane (Neb.)	71
1995	Azusa, Calif.	Southern-New Orleans (La.)	104.33	Central State (Ohio)	103
1996	Marietta, Ga.	Central State (Ohio)	108	Azusa Pacific (Calif.)	65.5
1997	Marietta, Ga.	Southern-New Orleans (La.)	80	Mary (N.D.)	64
1998	Tulsa, Okla.	Simon Fraser (B.C.)	84	Mary (N.D.)	62
1999	Palm Beach, Fla.	McKendree (Ill.)	127	Life (Ga.)	72
2000	Abbotsford, B.C.	Life (Ga.)	156	McKendree (Ill.)	108
2001	Abbotsford, B.C.	Doane (Neb.)	59	Central State (Ohio)	56
2002	Olathe, Kan.	Doane (Neb.)	67	Azusa Pacific (Calif.)	60
2003	Olathe, Kan.	Azusa Pacific (Calif.)	86	Lindenwood (Mo.)	78
2004	Louisville, Ky.	Azusa Pacific (Calif.)	104	Lindenwood (Mo.)	76
2005	Louisville, Ky.	Simon Fraser (B.C.)	79.5	Oklahoma Baptist	64
2006	Fresno, Calif.	Missouri Baptist	126	Azusa Pacific (Calif.)	79
2007	Fresno, Calif.	Azusa Pacific (CA)	73	Cedarville (OH)	58
2008	Edwardsville, Ill.	Wayland Baptist (TX)	80	Simon Fraser (B.C.)	69



*2009 Outdoor National Championships*



# Men's CHAMPIONSHIP HISTORY

YEAR	SITE	CHAMPION	POINTS	RUNNER-UP	POINTS
1952	Abilene, Texas	Abilene Christian (Texas)	74	San Diego State (Calif.)	45
1953	Abilene, Texas	South Dakota State	48	Abilene Christian (Texas)	42
1954	Abilene, Texas	Abilene Christian (Texas)	39	Texas Southern	33
1955	Abilene, Texas	Abilene Christian (Texas)	68	Emporia State (Kan.)	44
1956	San Diego, Calif.	Occidental (Calif.)	89.5	Abilene Christian (Texas)	56
1957	San Diego, Calif.	Occidental (Calif.)	148.5	Abilene Christian (Texas)	34
1958	San Diego, Calif.	Occidental (Calif.)	93	Winston-Salem (N.C.)	62
1959	Sioux Falls, S.D.	Winston-Salem (N.C.)	56	East Texas State	55
1960	Sioux Falls, S.D.	Winston-Salem (N.C.)	58	East Texas State	45
1961	Sioux Falls, S.D.	Texas Southern	49	Tennessee State	47
1962	Sioux Falls, S.D.	Texas Southern	72.5	Emporia State (Kan.)	46
1963	Sioux Falls, S.D.	Emporia State (Kan.)	60	North Carolina College	50
1965	Sioux Falls, S.D.	Southern-Baton Rouge (La.)	77	North Carolina College	40
1966	Sioux Falls, S.D.	Southern-Baton Rouge (La.)	92	Texas Southern	69
1967	Sioux Falls, S.D.	Southern-Baton Rouge (La.)	77	Texas Southern	63
1968	Billings, Mont.	Prairie View A&M (Texas)	47	Arkansas AM&N	45
1969	Billings, Mont.	Prairie View A&M (Texas)	69.5	Southern-Baton Rouge (La.)	68
1970	Billings, Mont.	Eastern Michigan	75	Texas Southern	50
1971	Billings, Mont.	Eastern Michigan	65	North Carolina Central	43
1972	Billings, Mont.	North Carolina Central	68	Dallas Baptist (Texas)	51
1973	Arkadelphia, Ark.	Texas Southern	81	Eastern New Mexico	55
1974	Arkadelphia, Ark.	Eastern New Mexico	67	Southern California College	58
1975	Arkadelphia, Ark.	Southeastern Louisiana	68	Eastern New Mexico	63
1976	Arkadelphia, Ark.	Eastern New Mexico	56	Northwestern Louisiana	52
1977	Arkadelphia, Ark.	Jackson State (Miss.)	56	Adams State (Colo.)	31
1978	Abilene, Texas	Texas Southern	67	Adams State (Colo.)	42
1979	Abilene, Texas	Texas Southern	87	Abilene Christian (Texas)	53
1980	Abilene, Texas	Mississippi Valley State	66	Abilene Christian (Texas)	61
1981	Houston, Texas	Mississippi Valley State	62	Texas Southern	59
1982	Charleston, W.Va.	Abilene Christian (Texas)	80	Azusa Pacific (Calif.)	64
1983	Charleston, W.Va.	Azusa Pacific (Calif.)	94	Saginaw Valley State (Mich.)	36
1984	Charleston, W.Va.	Azusa Pacific (Calif.)	93	Saginaw Valley State (Mich.)	77
1985	Hillsdale, Mich.	Azusa Pacific (Calif.)	94	Wayland Baptist (Texas)	76
1986	Russellville, Ark.	Azusa Pacific (Calif.)	112	Wayland Baptist (Texas)	78
1987	Russellville, Ark.	Azusa Pacific (Calif.)	108	Wayland Baptist (Texas)	82
1988	Azusa, Calif.	Azusa Pacific (Calif.)	112	Prairie View A&M (Texas)	63
1989	Azusa, Calif.	Azusa Pacific (Calif.)	115	Adams State (Colo.)	70
1990	Stephenville, Texas	Oklahoma Baptist	57	Azusa Pacific (Calif.)	53
1991	Stephenville, Texas	Azusa Pacific (Calif.)	87	Central State (Ohio)	42
1992	Abbotsford, B.C.	Azusa Pacific (Calif.)	93	Central State (Ohio)	76
1993	Abbotsford, B.C.	Central State (Ohio)	99	Prairie View A&M (Texas)	70
1994	Azusa, Calif.	Azusa Pacific (Calif.)	82	Central State (Ohio)	66
1995	Azusa, Calif.	Azusa Pacific (Calif.)	105.33	Lubbock Christian (Texas)	104
1996	Marietta, Ga.	Lubbock Christian (Texas)	59	Azusa Pacific (Calif.)	54
1997	Marietta, Ga.	Life (Ga.)	94	Prairie View A&M (Texas)	54.60
1998	Tulsa, Okla.	Life (Ga.)	82	Southern-New Orleans (La.)	79
1999	Palm Beach, Fla.	Life (Ga.)	102	Lindenwood (Mo.)	80
2000	Abbotsford, B.C.	Life (Ga.)	90	Taylor (Ind.)	53
2001	Abbotsford, B.C.	Azusa Pacific (Calif.)	97	Life (Ga.)	50
2002	Olathe, Kan.	Azusa Pacific (Calif.)	54	Life (Ga.)	50
2003	Olathe, Kan.	Lindenwood (Mo.)	65	Dickinson State (N.D.)	61
2004	Louisville, Ky.	Dickinson State (N.D.)	91	Lindenwood (Mo.)	72
2005	Louisville, Ky.	Dickinson State (N.D.)	99	Virginia Intermont	83
2006	Fresno, Calif.	Dickinson State (N.D.)	102	Lindenwood (Mo.)	89
2007	Fresno, Calif.	Oklahoma Baptist	77	Dickinson State (ND)	58
2008	Edwardsville, Ill.	Azusa Pacific (Calif.)	61	Dickinson State (ND)	57

# FOCUS



**RAW TALENT  
COMBINED WITH  
UNWAVERING  
DETERMINATION.  
YOU'VE WORKED  
HARD FOR THIS DAY.  
MAKE IT YOURS.**



Mutual of Omaha is proud to support the National Association of Intercollegiate Athletics.



NAIA catastrophic insurance plan is underwritten by Mutual of Omaha Insurance Company, Mutual of Omaha Plaza, Omaha, NE 68175

[mutualofomaha.com/specialrisk](http://mutualofomaha.com/specialrisk)

AFN39738\_0808

# Men's Outdoor Track and Field

## HERBERT B. MARETT OUTSTANDING PERFORMER

1952	Palmer Retzlaff	South Dakota State
1953	Ron Chadwick	Eastern Washington
1954	Bobby Morrow	Abilene Christian (Texas)
1955	Bobby Morrow	Abilene Christian (Texas)
1956	Elias Gilbert	Winston-Salem (N.C.)
1957	Francis Washington	Winston-Salem (N.C.)
1958	Elias Gilbert	Winston-Salem (N.C.)
1959	Ralph Boston	Tennessee State
1960	Ralph Boston	Tennessee State
1961	Russ Rogers	Maryland State
1962	Russ Rogers	Maryland State
1963	John Camien	Emporia State (Kan.)
1964	Norman Tate	North Carolina Central
1965	Theron Lewis	Southern-Baton Rouge (La.)
1966	Van Nelson	St. Cloud State (Minn.)
1967	Jim Hines	Texas Southern
1968	Oliver Ford	Southern-Baton Rouge (La.)
1969	Oliver Ford	Southern-Baton Rouge (La.)
1970	Rex Maddaford	Eastern New Mexico
1971	Rod Milburn	Southern-Baton Rouge (La.)
1972	Larry Black	North Carolina Central
1973	Tommy Fulton	Texas Southern
1974	Joshua Owusu	Angelo State (Texas)
1975	Mike Boit	Eastern New Mexico
1976	Mike Boit	Eastern New Mexico
1977	Earl Thomas	Jackson State (Miss.)
1978	Frank Gross	Adams State (Colo.)
1979	Fred Taylor	Texas Southern
1980	Charles Pickens	Mississippi Valley State
1981	Doug Barnett	Azusa Pacific (Calif.)
1982	Darrell Green	Texas A&I
1983	Innocent Eghunike	Azusa Pacific (Calif.)
1984	Innocent Eghunike	Azusa Pacific (Calif.)
1985	Innocent Eghunike	Azusa Pacific (Calif.)
1986	Christian Okoye	Azusa Pacific (Calif.)
1987	Airick Munroe	Wayland Baptist (Texas)
1988	Devon Morris	Wayland Baptist (Texas)
1989	Patrick Nwankwo	Azusa Pacific (Calif.)
1990	Ade Olukoju	Azusa Pacific (Calif.)
1991	Davidson Ezinwa	Azusa Pacific (Calif.)
1992	Davidson Ezinwa	Azusa Pacific (Calif.)
1993	Julius Randich	Lubbock Christian (Texas)
1994	Alper Kasapoglu	Western Oregon
1995	Julius Achon	Southern-New Orleans (La.)
1996	Alper Kasapoglu	Western Oregon
1997	James Njoroge	Taylor (Ind.)
1998	Tage Peterson	Azusa Pacific (Calif.)
1999	Kenneth Koech	McKendree (Ill.)
2000	Steve Ercegovac	Taylor (Ind.)
2001	Alexis Sharangabo	Brevard (N.C.)
2002	Bryan Clay	Azusa Pacific (Calif.)
	Jesse Roberge	Azusa Pacific (Calif.)
2003	John Ngunjiri	Huntington (Ind.)
2004	Ben Bogdanof	Fresno Pacific (Calif.)
2005	Pat Brown	Oklahoma Baptist
2006	David Cheromei	Virginia Intermont
2007	David Cheromei	Virginia Intermont/
	Mike Rodgers	Oklahoma Baptist
2008	Michael Mason	Simon Fraser (B.C.)

### **MOST VALUABLE PERFORMER**

*(based on most points scored in national meet competition)*

**2008** Aron Rono Azusa Pacific (Calif.)

## NAIA COACH OF THE YEAR

1965	Dick Hill	Southern-Baton Rouge (La.)
1966	Stan Wright	Texas Southern
1967	Bob Cole	Southwestern Louisiana
1968	Charlie Foster	Kearney State (Neb.)
1969	Hoover Wright	Prairie View A&M (Texas)
1970	Hoover Wright	Prairie View A&M (Texas)
1971	Bob Parks	Eastern Michigan
1972	LeRoy Walker	North Carolina Central
1973	Dave Bethany	Texas Southern
1974	Dave Bethany	Texas Southern
1975	Bill Silverberg	Eastern New Mexico
1976	Bill Silverberg	Eastern New Mexico
1977	Joe Vigil	Adams State (Colo.)
1978	Don Hood	Abilene Christian (Texas)
1979	Alex Francis	Fort Hays State (Kan.)
1980	Marvin Mardock	Azusa Pacific (Calif.)
1981	Jack Hazen	Malone (Ohio)
1982	Terry Franson	Azusa Pacific (Calif.)
1983	Terry Franson	Azusa Pacific (Calif.)
1984	Terry Franson	Azusa Pacific (Calif.)
1985	Terry Franson	Azusa Pacific (Calif.)
1986	Terry Franson	Azusa Pacific (Calif.)
1987	Terry Franson	Azusa Pacific (Calif.)
1988	Terry Franson	Azusa Pacific (Calif.)
1989	Terry Franson	Azusa Pacific (Calif.)
1990	Terry Franson	Azusa Pacific (Calif.)
1991	Terry Franson	Azusa Pacific (Calif.)
1992	Jim Crakes	Point Loma Nazarene (Calif.)
	Josh Culbreath	Central State (Ohio)
1993	John Knight	Western Oregon
1994	Glen Stone	Oklahoma Baptist
1995	Artis Davenport	Southern-New Orleans (La.)
1996	Darrell Price	Lubbock Christian (Texas)
1997	Hoover Wright	Prairie View A&M (Texas)
1998	Ford Mastin	Oklahoma Baptist
1999	Fred Beile	Doane (Neb.)
	Chris Coy	Taylor (Ind.)
	Mike Spino	Life (Ga.)
2001	Kevin Reid	Azusa Pacific (Calif.)
2002	Kevin Reid	Azusa Pacific (Calif.)
2003	Pete Stanton	Dickinson State (N.D.)
2004	Pete Stanton	Dickinson State (N.D.)
2005	Pete Stanton	Dickinson State (N.D.)
2006	Pete Stanton	Dickinson State (N.D.)
2007	Ford Matson	Oklahoma Baptist
2008	Kevin Reid	Azusa Pacific (Calif.)

## NAIA COACH OF THE YEAR

# Women's Outdoor Track and Field

**HERBERT B. MARETT**

## OUTSTANDING PERFORMER

1981	Wendy Burman	Wisconsin-Parkside
1982	Mary Jaqua	Adams State (Colo.)
1983	Leah Pells	Simon Fraser (B.C.)
1984	Denise Bullocks	Chicago State (Ill.)
1985	Deirdre Jackson	Prairie View A&M (Texas)
1986	Comfort Igeh	Wayland Baptist (Texas)
1987	Edith Rentro	Prairie View A&M (Texas)
1988	Airat Bakare	Azusa Pacific (Calif.)
1989	Carol Bailey	Concordia (Neb.)
1990	Wendi Simmons	Graceland (Iowa)
1991	Carolin Sterling	Central State (Ohio)
1992	Carolin Sterling	Central State (Ohio)
1993	Deon Hemmings	Central State (Ohio)
1994	Catherine Pomales	Central State (Ohio)
1995	Rosa Ibarra	Wayland Baptist (Texas)
1996	Catherine Pomales	Central State (Ohio)
1997	Jamey Mulske	Mary (N.D.)
1998	Jamey Mulske	Mary (N.D.)
1999	Neisha Thompson	McKendree (Ill.)
2000	Sara Stevenson	Oliver Nazarene (Ill.)
2001	Vida Nsiah	Central State (Ohio)
2002	Emilie Mondor	Simon Fraser (B.C.)
	Vanessa Wilhelm	Azusa Pacific (Calif.)
2003	Vivian Chukwuemeka	Azusa Pacific (Calif.)
2004	Vivian Chukwuemeka	Azusa Pacific (Calif.)
2005	Mirian Kaumba	Oklahoma Baptist
2006	Nickesha Anderson	Missouri Baptist
2007	Ruki Abdulai	Simon Fraser (B.C.)
2008	Annie Hess	Concordia (Ore.)

### **MOST VALUABLE PERFORMER**

(based on most point scored in national meet competition)

2008	Ruki Abdulai	Simon Fraser (B.C.)
------	--------------	---------------------

## NAIA COACH OF THE YEAR

1981	LaVerne Sweat	Hampton Institute (Va.)
1982	Rocky Light	Adams State (Colo.)
1983	Barbara Jacket	Prairie View A&M (Texas)
1984	Joe Vigil	Adams State (Colo.)
1985	Milon Donley	Adams State (Colo.)
1986	Barbara Jacket	Prairie View A&M (Texas)
1987	Barbara Jacket	Prairie View A&M (Texas)
1988	Clark Wille	Missouri Baptist
1989	Fred Beile	Doane (Neb.)
1990	Vacant	
1991	Zenon Smiechowski	Simon Fraser (B.C.)
1992	Zenon Smiechowski	Simon Fraser (B.C.)
1993	Josh Culbreath	Central State (Ohio)
1994	Fred Beile	Doane (Neb.)
1995	Artis Davenport	Southern-New Orleans (La.)
1996	Rick Dealy	Wayland Baptist (Texas)
1997	Mike Thorson	Mary (N.D.)
1998	Zenon Smiechowski	Simon Fraser (B.C.)
1999	Mike Thorson	Mary (N.D.)
2000	Rena Rieder	Life (Ga.)
2001	Fred Beile	Doane (Neb.)
2002	Fred Biele	Doane (Neb.)
2003	Mike Barnett	Azusa Pacific (Calif.)
2004	Mike Barnett	Azusa Pacific (Calif.)
2005	Brit Townsend	Simon Fraser (B.C.)
2006	Vince Bingham	Missouri Baptist
2007	Mike Barnett	Azusa Pacific (Calif.)
2008	Brian Whitlock	Wayland Baptist (Texas)

## NAIA COACH OF THE YEAR

# A Special Thank You

## from the St. Louis Sports Commission



# Men's Repeat National Champions

## Four-Time Champions

Mike Barnett	Azusa Pacific (Calif.)	javelin	1980-81-82-83
Ed Brown	Saginaw Valley State (Mich.)	400-meter hurdles	1981-82-83-84
John Camien	Emporia State (Kan.)	mile run	1962-63-64*-65
Aaron Cleare	Dickinson State (N.D.)	400-meter dash	2002, 2004-05-06
Innocent Egbunike	Azusa Pacific (Calif.)	100-meter dash	1982-83-84-85
Alper Kasapoglu	Western Oregon	decathlon	1994-95-96-97
Rodney Milburn	Southern Baton-Rouge (La.)	120 high hurdles	1970-71-72*-73
Devon Morris	Wayland Baptist (Texas)	400-meter dash	1985-86-87-88
Christian Okoye	Azusa Pacific (Calif.)	discus	1983-84-85-86
Ade Olukaju	Azusa Pacific (Calif.)	discus	1987-88-89-90
Floyd Turner	Iowa Wesleyan	discus	2004-05-06-07

## Three-Time Champions

Derrick Atkins	Dickinson State (N.D.)	100-meter dash	2003, 2004, 2005
Mike Boit	Eastern New Mexico	mile run	1974-75-76*
Trevor Berry	Dickinson State (N.D.)	long jump	2004-05-06
Walden Curry	Delta State (Miss.)	high jump	1971-72-73
Innocent Egbunike	Azusa Pacific (Calif.)	200-meter dash	1983-84-85
Kregg Einspahr	Concordia (Neb.)	steeplechase	1980-81-82
Steve Ercegovic	Taylor (Ind.)	shot put	1999, 2000-01
John Fromm	Pacific Lutheran (Wash.)	javelin	1956-57-58
Jim Heiring	Wisconsin-Parkside	10,000-meter walk	1975-76-77
Charles Holding	East Texas State	high jump	1952-53-54
T.J. Kloster	Concordia (Neb.)	pole vault	1998, 2000, 2002
Lachlan McDonald	Wisconsin-Parkside	5,000-meter race walk	1999, 2000-01
Bobby Morrow	Abilene Christian (Texas)	100-yard dash	1955-56*-57
		220-yard dash	1955-56*-57
John Muthama	Bethel (Kan.)	3-mile run	1975
		3,000-meter run	1976-77
Billy Olson	Abilene Christian (Texas)	pole vault	1978-79-80
George Ondimu	Life (Ga.)	3,000-meter steeplechase	2000-01-02
Shane Peterson	Point Loma Nazarene (Calif.)	javelin	1998-99, 2000
Jerry Proctor	Redlands (Calif.)	long jump	1968-69-70
Rick Robirds	Adams State (Colo.)	10,000 meter run	1988-89-90
Russell Rogers	Maryland State	440-yard hurdles	1961-62-63
Edwin Roberts	North Carolina College	220-yard dash	1964*-65-66
Tim Seamon	Wisconsin-Parkside	5,000-meter race walk	1993-94-95
Whit Smith	Midland Lutheran (Neb.)	high jump	2002-03-04
Mike Stauch	Wisconsin-Parkside	10,000-meter walk	1986-87-88
Floyd Turner	Iowa Wesleyan	discus	2004-05-06
Evans White	Prairie View A&M (Texas)	800-meter run	1977-78-79
Harold Willers	Simon Fraser (B.C.)	hammer throw	1978-79-80
Carl Williams	Abilene Christian (Texas)	long jump	1977-78-79
Jason Wyatt	Azusa Pacific (Calif.)	shot put	1991-92-93
Aaron Cleare	Dickinson State (ND)	400-meter dash	2004-05-06
Elkana Chepsiror	Virginia Intermont	800-meter run	2005-06-07
David Cheromei	Virginia Intermont	3000-meter steeplechase	2005-06-07
Aron Rono	Azusa Pacific (Calif.)	10,000-meter run	2006-07-08
Mike Mason	Simon Fraser (B.C.)	high jump	2006-07-08

\*races at run at metric distances in Olympic years

## Meet Starters

(left to right)

Head Men's Starter

**Kelly Rankin**

Head Women's Starter

**Ken Graber**

Recall starters

**Larry Able**

**John Deardorff**



## Men's Individual Titles

### MOST INDIVIDUAL TITLES, ONE YEAR

#### Three Titles

Ralph Boston	Tennessee State	1971	110-meter hurdles, long jump, triple jump
Alrick Munroe	Wayland Baptist (Texas)	1987	100-meter dash, 200-meter dash, long jump
Ade Olukoju	Azusa Pacific (Calif.)	1990	discus, shot put, javelin
Aron Rono	Azusa Pacific (Calif.)	2008	10,000-meter run, 5000-meter run, 1500-meter run

### MOST INDIVIDUAL TITLES, CAREER

#### Eight Titles

Ade Olukoju	Azusa Pacific (Calif.)	shot put, 1987-89-90; discus, 1987-88-89-90; javelin, 1990
-------------	------------------------	--

#### Seven Titles

Mike Boit	Eastern New Mexico	880-yard run, 1973; mile run, 1974; 3-mile run, 1974; 1,500-meter run, 1975-76; 800-meter run, 1975-76
Innocent Egbunike	Azusa Pacific (Calif.)	100-meter dash, 1982-83-84-85; 200-meter dash, 1983-84-85

#### Six Titles

Devon Morris	Wayland Baptist (Texas)	200-meter dash, 1986, 1988; 400-meter dash, 1985-86-87-88
Bobby Morrow	Abilene Christian (Texas)	100-yard dash, 1955-56*-57; 200-yard dash, 1955-56*-57
Christian Okoye	Azusa Pacific (Calif.)	discus, 1983-84-85-86; shot put, 1986; hammer throw, 1984
Joshua Ownsu	Angelo State (Texas)	triple jump, 1971-73-74; long jump, 1971-72-74

#### Five Titles

Derrick Atkins	Dickinson State (N.D.)	100-meter dash, 2003-04-05; 200-meter dash, 2005-06
Ralph Boston	Tennessee State	long jump, 1960-61; triple jump, 1961; 120-yard high hurdles, 1960*-61
John Camien	Emporia State (Kan.)	mile run, 1962-63-64*-65; 5,000-meter run, 1964
Kevin McKinley	Prairie View A&M (Texas)	110-meter hurdles, 1984-86-87; 400-meter hurdles, 1986-87
Sammy Nyamongo	Life (Ga.)	1,500-meter run, 1998; 5,000-meter run, 1999; 10,000-meter run, 1998; 3,000-meter steeplechase, 1997-99
Van Nelson	St. Cloud (Minn.)	mile run, 1966; 6-mile run, 1967; 10,000-meter run, 1968; 3-mile run, 1966-67
Russell Rogers	Maryland State	440-yard hurdles, 1961-62-63; 120-yard high hurdles, 1962-63
David Cheromei	Virginia Intermont	5000 meters, 2006-07; 3000-meter steeplechase, 2005-06-07
Aron Rono	Azusa Pacific (Calif.)	10,000 meters, 2006-07-08; 5000 meters, 2008; 1500 meters, 2008

#### Four Titles

Mike Barnett	Azusa Pacific (Calif.)	javelin, 1980-81-82-83
Ed Brown	Saginaw Valley State (Mich.)	400-meter hurdles, 1981-82-83-84
David Ellis	Eastern Michigan	5,000-meter run, 1968; 3-mile run, 1969; 6-mile run, 1969-71
Garry Henry	Pembroke State (N.C.)	5,000-meter run, 1978-82; 10,000-meter run, 1978-82
Alper Kasapoglu	Western Oregon	decathlon 1994-95-96-97
Rodney Milburn	Southern-Baton Rouge (La.)	120-yard high hurdles, 1970-71-73*-73
Billy Olson	Abilene Christian (Texas)	pole vault, 1978-79-80-82
Tim Seamon	Wisconsin-Parkside	5,000-meter race walk, 1993-94-95; 10,000-meter race walk, 1991
Palmer Retzlaff	South Dakota State	shot put, 1952-53; discus, 1952-53
Julius Randich	Lubbock Christian (Texas)	10,000-meter run, 1992-93-95; 5,000-meter run, 1993
Norman Tate	North Carolina College	triple jump, 1964-65; long jump, 1964-65
Billy Tidwell	Emporia State (Kan.)	880-yard run, 1955-56*; mile run; 1955-56*
Vic White	Eastern Washington	high jump, 1978-79; triple jump, 1978-80
Floyd Turner	Iowa Wesleyan	discus, 2004-05-06-07

\*races run at metric distances in Olympic years

# Women's Individual Titles

## MOST INDIVIDUAL TITLES, ONE YEAR

		Three Titles	
Ruki Abdulai	Simon Fraser (B.C.)	2008	high jump, long jump, triple jump
Nickesha Anderson	Missouri Baptist	2006	100-meter dash, 200-meter dash, 400-meter dash
Vivian Chukwuemeka	Azusa Pacific (Calif.)	2006	shot put, discus, hammer throw
Nickesha Anderson	Missouri Baptist	2005	100-meter dash, 200-meter dash, 400-meter dash
Comfort Igeh	Wayland Baptist (Texas)	1986	100-meter dash, 200-meter dash, long jump
Jamie Mulske	Mary (N.D.)	1998	heptathlon, long jump, 400-meter hurdles
Carolin Sterling	Central State (Ohio)	1992	200-meter dash, 100-meter hurdles, long jump

## MOST INDIVIDUAL TITLES, CAREER

		Ten Titles	
Ruki Abdulai	Simon Fraser (B.C.)	400 meters 2007; 100 meter hurdles 2005; long jump, 2005-06, 2008; high jump, 2006-07-08; triple jump 2006, 2008	
		Eight Titles	
Vivian Chukwuemeka	Azusa Pacific (Calif.)	shot put, 2002-03-04, 2006; discus, 2003-04, 2006; hammer throw 2006	
		Seven Titles	
Carol Bailey	Concordia (Neb.)	100-meter dash, 1987-88-89-90; 200-meter dash, 1987-89-90	
Carolin Sterling	Central State (Ohio)	200-meter dash, 1992; 100-meter hurdles, 1991-92-93; long jump, 1991-92-93	
Nickesha Anderson	Missouri Baptist	100-meter dash 2005-06; 200-meter dash 2005-06; 400-meter dash 2005-06; 4x100 meter relay 2006	
		Six Titles	
Sarah Howell	Simon Fraser (B.C.)	1,500-meter run, 1990-91-92; 3,000-meter run 1990-91-92	
Sarah Korir	McKendree (Ill.)	5,000-meter run, 1997, 1999, 2000; 10,000-meter run 1998-99, 2000	
Jamie Mulske	Mary (N.D.)	heptathlon, 1996-97-98; long jump, 1997-98; 400-meter hurdles, 1998	
		Five Titles	
Comfort Igeh	Wayland Baptist (Texas)	100-meter dash, 1986; 200-meter dash, 1986; long jump, 1986-87-88	
Leah Pells	Simon Fraser (B.C.)	1,500-meter run, 1983-87-88; 800-meter run, 1983; 3,000-meter run, 1988	
Catherine Pomales	Central State (Ohio)	100-meter hurdles, 1994-96; 400-meter hurdles, 1994-95-96	
Beth Stuart	Kearney State (Neb.)	shot put, 1984-87; discus, 1985-86-8	
		Four Titles	
Rosa Ibarra	Wayland Baptist (Texas)	5,000-meter run, 1994-95; 10,000-meter run, 1994-95	
Miriam Kaumba	Oklahoma Baptist	5,000-meter run, 2004-05; 10,000-meter run, 2004-05	
LaVonda Luckett	Prairie View A&M (Texas)	400-meter hurdles, 1984-85-86-87	



**Ruki Abdulai**

*Simon Fraser (B.C.) 2005-2008*



# All-Time Relay Records

## Women's

4x100-Meter Relay Central State (Ohio)	Bridgette Edwards, Beverly Grant, Audrea Sterling, Catherine Pomales	1994	44.32
Sprint Medley Relay Prairie View A&M (Texas)	Lynn Gamble, Loretta Edwards, Casandra Graham, Easter Gabriel	1982	1:39.32
4x400-Meter Relay Southern-New Orleans (La.)	Sevethedn Fynes, Winsome Cole, Lesakay Morgridge, Shermaine McKenzie	1994	3:33.96
4x800-Meter Relay Simon Fraser (B.C.)	Alexandra Krasovska, Kristen Kolstad, Rebecca Johnstone, Julia Howard	2005	8:43.99

## Men's

4x100 Meter Relay *Lindenwood (Mo.)	Juan Walker, Michael Rodgers, Stephon Johnson, Kendrick Triggs	2005	39.40
4x400 Meter Relay * Mississippi Valley State	Nathaniel Sloan, Eugene Sanders, Randy Dixon, Larry White	1981	3:05.40
4x800 Meter Relay * Azusa Pacific (Calif.)	Danny Reid, Peter Franz, Kevin Lindsey, Brandon Shaw	2004	7:26.13
440-Yard Relay * Southeastern Louisiana	Gregg Lawrence, Isiah Douglas, Wayne Harby, Ralph Smith	1975	40.05
+ North Carolina Central	Charles Foster, Jeff Horsley, Larry Black, Julius Sang	1972	39.5
Mile Relay * Jackson State (Miss.)	Dennis Ducksworth, Alvin Jackson, Rickey Myles, Earl Thomas	1977	3:07.82
+ North Carolina Central	Melvin Bassett, Robert Ouko, Julius Sang, Larry Black	1972	3:04.8





# DECATHLON EVENT RECORDS

Total Points	7,818	Alper Kasapoglu	Western Oregon	1996
100 meters	10.74	Gary Hill	Oklahoma Christian	1972
Long jump	7.53 (24-8 1/2)	Tage Peterson	Azusa Pacific (Calif.)	1995
Shot put	16.04 (52-7 3/4)	Ron Jensen	Willamette (Ore.)	1970
High jump	2.16 (7-1)	Jack Nance	Azusa Pacific (Calif.)	1988
400 meters	48.14	Jim Wooding	Indiana (Pa.)	1977
110 hurdles	14.1	Gary Wise	Azusa Pacific (Calif.)	1979
Discus	45.46 (149-2)	Udo Jacobasch	Point Loma Nazarene (Calif.)	1995
Pole vault	4.94 (16-2 1/2)	Vaughn Mealey	Azusa Pacific (Calif.)	1992
Javelin	68.84 (225-10)	Eb Buck	George Fox (Ore.)	1975
1500 meters	4:17.04	Doug Larson	Whitworth (Wash.)	1981

# HEPTATHLON EVENT RECORDS

Total Points	5,626	Kim Vanderhoek	Simon Fraser (B.C.)	1992
100 Hurdles	13.94	Nadina Marsh	Missouri Baptist	2006
High Jump	1.79 (5-10 1/2)	Kim Vanderhoek	Simon Fraser (B.C.)	1992
Shot Put	18.17 (59-07 1/2)	Vivian Chukwuemeka	Azusa Pacific (Calif.)	2006
200 Meters	24.77	Neisha Thompson	McKendree (Ill.)	1999
Long Jump	6.28 (20-7 1/4)	Wendi Simmons	Graceland (Iowa)	1990
Javelin	45.58 (149-6)	Kim Vanderhoek	Simon Fraser (B.C.)	1993
800 Meters	2:12.65	Carmen Gage	Azusa Pacific (Calif.)	1994

## Women's Repeat National Champions

### Four-Time Champions

Ruki Abdul	Simon Fraser (B.C.)	long jump	2005-06-07-08
Carol Bailey	Concordia (Neb.)	100-meter dash	1987-88-89-90
LaVonda Luckett	Prairie View A&M (Texas)	400-meter hurdles	1984-85-86-87

### Three-Time Champions

Ruki Abdul	Simon Fraser (B.C.)	high jump	2006-07-08
Megan Hazzey	British Columbia	3000-meter racewalk	2004-05-06
Thomasina Busch	Hampton Institute (Va.)	100-meter hurdles	1982-83-84
Vivian Chukwuemeka	Azusa Pacific (Calif.)	shot put	2002-03-04
Annette Ekberg	Hastings (Neb.)	heptathlon	2003-04-05
Deon Hemmings	Central State (Ohio)	400-meter hurdles	1991-92-93
Sarah Howell	Simon Fraser (B.C.)	1,500-meter run	1990-91-92
		3,000-meter run	1990-91-92
Comfort Igeh	Wayland Baptist (Texas)	long jump	1986-87-88
Larrese Johnson	Azusa Pacific (Calif.)	high jump	1989-90-91
Sarah Korir	McKendree (Ill.)	10,000-meter run	1998-99, 2000
Jamie Mulske	Mary (N.D.)	heptathlon	1996-97-98
Jennifer Padriano	Simon Fraser (B.C.)	hammer	2002-03-04
Catherine Pomales	Central State	400-meter hurdles	1994-95-96
Audrea Sterling	Central State (Ohio)	400-meter dash	1991-92-93
Carolin Sterling	Central State (Ohio)	100-meter hurdles	1991-92-93
		long jump	1991-92-93
Beth Stuart	Kearney State (Neb.)	discus	1985-86-87
Kim Vanderhoek	Simon Fraser (B.C.)	heptathlon	1991-92-93
Karen Waddell	Prairie View A&M (Texas)	shot put	1981-82-83
Corinna Wolf	Simon Fraser (B.C.)	high jump	1993-94-95

## Individual Champions

### WOMEN

Prairie View A&M (Texas)	58
Simon Fraser (B.C.)	57
Azusa Pacific (Calif.)	43
Central State (Ohio)	42
Wayland Baptist (Texas)	27
Life (Ga.)	22
Missouri Baptist	19
Doane (Neb.)	18
Oklahoma Baptist	15
Adams State (Colo.)	14
Southern-New Orleans (La.)	14
McKendree (Ill.)	13
Mary (N.D.)	11
Concordia (Neb.)	10
Lindenwood (Mo.)	9
George Fox (Ore.)	7
Hastings (Neb.)	7
Kearney State (Neb.)	7
Midland Lutheran (Neb.)	7
Pacific Lutheran (Wash.)	7
Olivet Nazarene	7
British Columbia	6
Central Methodist (Mo.)	6
Hampton Institute (Va.)	6
Texas Southern	6
Puget Sound (Wa.)	5
Southern Oregon	5
Western State (Col.)	5
Westmont (Calif.)	5
Cedarville (Ohio)	5
Minot State (N.D.)	4
Dickinson State (N.D.)	4

## Individual Champions

### MEN

Azusa Pacific (Calif.)	100
Prairie View A&M (Texas)	46
Texas Southern	40
Oklahoma Baptist	32
Southern-Baton Rouge (La.)	30
Wayland Baptist (Texas)	26
Wisconsin-Parkside	26
Abilene Christian (Texas)	25
Emporia State (Kan.)	23
North Carolina Central	21
Life (Ga.)	20
Lubbock Christian (Texas)	20
Central State (Ohio)	19
Adams State (Colo.)	18
Lindenwood (Mo.)	17
Dickinson State (N.D.)	17
Eastern New Mexico	16
Point Loma Nazarene (Calif.)	16
Fort Hays State (Kan.)	15
Doane (Neb.)	14
Malone (Ohio)	14
Eastern Washington	13
Taylor (Ind.)	12
Angelo State (Texas)	11
Occidental (Calif.)	11
Oklahoma Christian	11
Western Oregon	11
Concordia (Neb.)	10
Southern-New Orleans (La.)	10
Virginia Intermont	10
Simon Fraser (B.C.)	9
Southern Oregon	9

# Individual Champions Single Competition

## WOMEN

### Nine Champions

Central State (Ohio)	1992
Life (Ga.)	2000

### Eight Champions

Missouri Baptist	2006
Prairie View A&M (Texas)	1982, 1983

### Seven Champions

Central State (Ohio)	1991
Prairie View A&M (Texas)	1985, 1987

### Six Champions

Central State (Ohio)	1993
Texas Southern	1981
Wayland Baptist (Texas)	1986

### Five Champions

Simon Fraser (B.C.)	2006, 2008
Simon Fraser (B.C.)	2005
Azusa Pacific (Calif.)	2004
Central State (Ohio)	1996
McKendree (Ill.)	1999
Prairie View A&M (Texas)	1984

## MEN

### Six Champions

Azusa Pacific (Calif.)	1991, 1992
------------------------	------------

### Five Champions

Dickinson State (N.D.)	2005
Virginia Intermont	2005
Life (Ga.)	2000
Azusa Pacific (Calif.)	1983, 1984, 1985, 1986, 1989, 1995
Lubbock Christian (Texas)	1995
North Carolina Central	1972
Southern-Baton Rouge (La.)	1966
Prairie View A&M (Texas)	1969

### Four Champions

Lindenwood (Mo.)	2006
Oklahoma Baptist	2006
Azusa Pacific (Calif.)	1987, 1988, 2002, 2003
Dickinson State (N.D.)	2004
Life (Ga.)	1997, 1999
Taylor (Ind.)	1999
Central State (Ohio)	1992, 1993
Prairie View A&M (Texas)	1986, 1987, 1988
Wayland Baptist (Texas)	1985, 1987
Jackson State (Miss.)	1977
Eastern New Mexico	1974, 1976
Southeastern Louisiana	1975
Southern California College	1974
Texas Southern	1962, 1967
Southern-Baton Rouge (La.)	1965
North Carolina College	1964
Maryland State	1963
Occidental (Calif.)	1957

# Meet Records—Women

## Track Events

### 100-Meter Dash

Vida Nsiah, Central State (Ohio), 2001, 11.37

### 200-Meter Dash

Sevethedn Fynes, Southern-New-Orleans (La.), 1994, 23.10

### 400-Meter Dash

Fatimat Yusuf, Azusa Pacific (Calif.), 1996, 51.44

### 800-Meter Run

Brit McRoberts, Simon Fraser (B.C.), 1986, 2:03.89

### 1500-Meter Run

Sarah Howell, Simon Fraser (B.C.), 1992, 4:16.56

### 3000-Meter Run

Sarah Howell, Simon Fraser (B.C.), 1992, 9:13.20

### 5000-Meter Run

Alisa McKaig, Indiana Tech, 2008, 16:39.04

### 10,000-Meter Run

Alisa McKaig, Indiana Tech, 2008, 34:22.95

### Marathon

Amber Anderson, Midland Lutheran (Neb.), 1992, 2:49.14

### 100-Meter Hurdles

Davetta Shepherd, Lindenwood (Mo.), 2004, 13.33

### 400-Meter Hurdles

Deon Hemmings, Central State (Ohio), 1993, 55.14

### 3000 Meter Race Walk

Sarah Stevenson, Olivet Nazarene (Ill.), 2000, 12:39.67

### 3000-Meter Steeplechase

Dallon William, CSU-San Marcos, 2008, 10:18.96



## Field Events

### High Jump

Latrese Johnson, Azusa Pacific (Calif.), 1991, 1.89 (6-2 1/4)

### Pole Vault

Lesia Kubistha, Point Loma Nazarene (Calif.), 2000, 4.16 (13-07)

### Long Jump

Ruky Abdulai, Simon Fraser (B.C.), 2007, 6.70, 21-11 3/4

### Triple Jump

Yvette French, Prairie View A&M (Texas), 1997, 13.30 (43-07 3/4)

### Shot Put

Vivian Chukwuemeka, Azusa Pacific (Calif.), 2002, 18.17 (59-7 1/2)

### Discus

Vivian Chukwuemeka, Azusa Pacific (Calif.), 2003, 56.92 (186-09)

### Hammer Throw

Aubrey Baxter, Black Hills State (N.D.), 2007, 60.57 (198-09)

### Javelin (old design)

Barb Lashinski, Whitworth (Wash.), 1987, 51.68 (169-7)

### Javelin (new design)

Liz Gleadle, British Columbia, 2008, 50.53 (165-09)

### Heptathlon

Kim Vanderhoek, Simon Fraser (B.C.), 1992, 5626

*2009 Outdoor National Championships*

# Meet Records—Men

## Track Events - Meters

### 100-Meter Dash

- \* Davidson Ezinwa, Azusa Pacific (Calif.), 1992, 10.05
- + Oliver Ford, Southern-Baton Rouge (La.), 1968, 10.0

### 200-Meter Dash

- \* Innocent Egbunike, Azusa Pacific (Calif.), 1985, 20.57
- + Larry Black, North Carolina Central, 1972, 20.0

### 400-Meter Dash

- \* Devon Morris, Wayland Baptist (Texas), 1986, 45.07

### 800-Meter Run

- \* Kenneth Koech, McKendree (Ill.), 1999, 1:46.10

### 1500-Meter Run

- \* Alexis Sharangabo, Brevard (N.C.), 2001, 3:43.00

### 5000-Meter Run

- \* Julius Randich, Lubbock Christian (Texas), 1993, 13:41.81

### 10,000-Meter Run

- \* Julius Randich, Lubbock Christian (Texas), 1993, 28:16.95

### 110-Meter Hurdles

- \* Dominique DeGrammont, Azusa Pacific (Calif.), 2003, 13.74
- + Rodney Milburn, Southern-Baton Rouge (La.), 1972, 13.5

### 400-Meter Hurdles

- \* Pat Brown, Oklahoma Baptist, 2005, 49.51

### 3,000-Meter Steeplechase

- \* Sammy Nyamongo, Life (Ga.), 1997, 8:40.98
- + John Kebiro, Eastern New Mexico, 1976, 8:45.6

### 5,000-Meter Race Walk

- \* Al Heppner, Wisconsin-Parkside, 1997, 20:07.38

### 10,000-Meter Walk

- \* Mike Stauch, Wisconsin-Parkside, 1988, 41:56.40

### Marathon

- + Jim Bob Cairns, Puget Sound (Wash.), 1985, 2:21:08.22

## Track Events - Yards

### 100-Yard Dash

- + Bob Hayes, Florida A&M, 1961 (p), 9.3
- + Ernest Haynes, Texas A&I, 1969 (p), 9.3
- + Willie McGee, Alcorn State (Miss.), 1970, 9.3

### 220-Yard Dash

- + Jimmy Hines, Texas Southern, 1967, 20.3

### 440-Yard Dash

- + Theron Lewis, Southern-Baton Rouge (La.), 1966, 45.2

### 880-Yard Run

- \* Mike Boit, Eastern New Mexico, 1973, 1:47.7

### Mile Run

- \* Tommy Fulton, Texas Southern, 1973, 3:57.8

### Three-Mile Run

- \* Van Nelson, St. Cloud State (Minn.), 1967, 13:29.7

### Six-Mile Run

- + Phillip Ndo, Eastern New Mexico, 1974, 27:56.9

### 120-Yard High Hurdles

- + Charles Foster, North Carolina Central, 1974, 13.4

### 440-Yard Hurdles

- + Corey Bouyer, Ferris State (Mich.), 1970, 50.9

### Two-Mile Walk

- + Jim Bean, Oregon College, 1973, 14:30.0

### \*Electronic

### +Hand



## Field Events

### Long Jump

- Joshua Owusu, Angelo State (Texas), 1974, 8.09 (26-6 1/2)

### Triple Jump

- Cary Tyler, Biola (Calif.), 1981, 16.32 (53-6 1/2)

### High Jump

- Mike Mason, British Columbia, 2006, 2.22 (7-3 1/4)

### Pole Vault

- Billy Olson, Abilene Christian (Texas), 1982, 5.56 (18-3)

### Shot Put

- Steve Ercegovac, Taylor (Ind.), 2000, 20.06 (65-09.75)

### Discus

- Ade Olukoju, Azusa Pacific (Calif.), 1990, 64.08 (210-3)

### Javelin Throw

- Rick Simoncic, Pittsburg State (Kan.), 1986, 75.46 (247-7)\*

### Hammer Throw

- Per Karlsson, Point Loma Nazarene (Calif.), 1992, (231-2)

### Decathlon

- Alper Kasapoglu, Western Oregon, 1996, 7818

# Women's All-Time Individual Champions

## 100-METER DASH

1981	Angel Doyle, Southern-Baton Rouge (La.), 11.85
1982	Casandra Graham, Prairie View A&M (Texas), 11.82
1983	Sheila Labome, Prairie View A&M (Texas), 11.89
1984	Virgie Bullie, Midland Lutheran (Neb.), 11.71
1985	Deirdre Jackson, Prairie View A&M (Texas), 11.82
1986	Comfort Igeh, Wayland Baptist (Texas), 11.68
1987	Carol Bailey, Concordia (Neb.), 12.00
1988	Carol Bailey, Concordia (Neb.), 11.54
1989	Carol Bailey, Concordia (Neb.), 11.52
1990	Carol Bailey, Concordia (Neb.), 11.60
1991	Faith Idehen, Missouri Baptist, 11.44w
1992	Layphane Carnagie, Central State (Ohio), 11.54
1993	Layphane Carnagie, Central State (Ohio), 11.62
1994	Sevethedn Fynes, Southern-New Orleans (La.), 11.42 w
1995	Bridgette Edwards, Central State (Ohio), 11.60 w
1996	Jasmine Sampson, Park (Mo.), 11.75
1997	Calister Uba, Harding (Ark.), 11.71
1998	Nicole Duncan, Iowa Wesleyan, 11.75
1999	Camille Clarke, Life (Ga.), 11.77
2000	Monica Twum, Life (Ga.), 11.52
2001	Vida Nsiah, Central State (Ohio), 11.37
2002	Vida Nsiah, Central State (Ohio), 11.51
2003	Danielle Norville, Lindenwood (Mo.), 11.70
2004	Genna Williams, Lindenwood (Mo.), 11.47
2005	Nickesha Anderson, Missouri Baptist, 11.65
2006	Nickesha Anderson, Missouri Baptist, 11.41
2007	Laniece Clarke, McKendree (IL), 11.82
2008	Kimberly Smith, Wayland Baptist (Texas), 11.69

## 200-METER DASH

1981	Angel Doyle, Southern-Baton Rouge (La.), 23.98
1982	Casandra Graham, Prairie View A&M (Texas), 24.03
1983	Sheila Labome, Prairie View A&M (Texas), 24.16
1984	Denise Bullocks, Chicago State (Ill.), 24.14
1985	Deirdre Jackson, Prairie View A&M (Texas), 24.03
1986	Comfort Igeh, Wayland Baptist (Texas), 23.69
1987	Carol Bailey, Concordia (Neb.), 23.93
1988	Airat Bakare, Azusa Pacific (Calif.), 23.71
1989	Carol Bailey, Concordia (Neb.), 23.57
1990	Carol Bailey, Concordia (Neb.), 23.78
1991	Faith Idehen, Missouri Baptist, 23.61 w
1992	Carolin Sterling, Central State (Ohio), 23.62
1993	Layphane Carnagie, Central State (Ohio), 23.78
1994	Sevethedn Fynes, Southern-New Orleans (La.), 23.10
1995	Chantel Rolle, Southern-New Orleans (La.), 23.44 w
1996	Beverly Grant, Central State (Ohio), 13.44
1997	Altrice Taylor, Southern-New Orleans (La.), 24.18
1998	Louise Ayetotche, Iowa Wesleyan, 23.60
1999	Camille Clarke, Life (Ga.), 23.70
2000	Monica Twum, Life (Ga.), 23.95
2001	Sallie Green, Florida Memorial, 23.95
2002	Melocia Clarke, Central State (Ohio), 23.96
2003	Danielle Norville, Lindenwood (Mo.), 23.69
2004	Genna Williams, Lindenwood (Mo.), 23.61
2005	Nickesha Anderson, Missouri Baptist, 24.02
2006	Nickesha Anderson, Missouri Baptist, 23.86
2007	Stephanie Allers, Cornerstone (MI), 24.80
2008	Kimberly Smith, Wayland Baptist (Texas), 24.19

w wind-aided

## 400-METER DASH

1981	Loretta Edwards, Prairie View A&M (Texas), 54.38
1982	Easter Gabriel, Prairie View A&M (Texas), 52.53
1983	Easter Gabriel, Prairie View A&M (Texas), 53.91
1984	Denise Bullocks, Chicago State (Ill.), 54.09
1985	Carol Williams, Mississippi Valley State, 53.65
1986	Airat Bakare, Azusa Pacific (Calif.), 51.83
1987	Denise Bullocks, Chicago State (Ill.), 55.21
1988	Airat Bakare, Azusa Pacific (Calif.), 52.20
1989	Rhonda Lampkin, Prairie View A&M (Texas), 55.20
1990	Rhonda Lampkin, Prairie View A&M (Texas), 54.56
1991	Audrea Sterling, Central State (Ohio), 52.87
1992	Audrea Sterling, Central State (Ohio), 53.37
1993	Audrea Sterling, Central State (Ohio), 52.33
1994	Fatimat Yusuf, Azusa Pacific (Calif.), 51.57
1995	Beverly Grant, Central State (Ohio), 53.13
1996	Fatimat Yusuf, Azusa Pacific (Calif.), 51.44
1997	Zoila Stewart, Life (Ga.), 53.34
1998	Zoila Stewart, Life (Ga.), 53.13
1999	Lucyann Richards, Life (Ga.), 53.55
2000	Sedell Roberts, Life (Ga.), 53.77
2001	Sharline Maxwell, Briar Cliff (Iowa), 53.69
2002	Daniela Georgieva, Central Methodist (Mo.), 53.65
2003	Crystal Haynes, Webber (Fla.), 54.94
2004	Niema Golphin, Azusa Pacific (Calif.), 53.58
2005	Nickesha Anderson, Missouri Baptist, 53.39
2006	Nickesha Anderson, Missouri Baptist, 54.53
2007	Ruki Abdulai, Simon Fraser (B.C.), 52.40
2008	Marissa Mosley, Oklahoma Baptist, 52.87

## 800-METER RUN

1981	Cheritta Jackson, Texas Southern, 2:12.05
1982	Denise Day, Midland Lutheran (Neb.), 2:12.61
1983	Leah Pells, Simon Fraser (B.C.), 2:09.77
1984	Julie Jenkins, Adams State (Colo.), 2:08.60
1985	Teresa Lloyd, Jamestown (N.D.), 2:10.67
1986	Brit McRoberts, Simon Fraser (B.C.), 2:03.89
1987	Cathy Taylor, Prairie View A&M (Texas), 2:06.57
1988	Chris Wagner, Simon Fraser (B.C.), 2:07.10
1989	Barbara Smith, Prairie View A&M (Texas), 2:09.79
1990	Sherdon Smith, Central State (Ohio), 2:07.03
1991	Barbara Smith, Prairie View A&M (Texas), 2:08.01
1992	Elizabeth Onyambu, Biola (Calif.), 2:06.17
1993	Elizabeth Onyambu, Biola (Calif.), 2:04.42
1994	Dytonya Maryland, Prairie View A&M (Texas), 2:09.32
1995	Vernetta Rolle, Southern-New Orleans (La.), 2:09.16
1996	Christine Smith, Southern-New Orleans (La.), 2:09.80
1997	Carolyn Murray, Simon Fraser (B.C.), 2:08.36
1998	Steph Miller, Southern Nazarene (Okla.), 2:10.60
1999	Chrystal Dee Nayer, Azusa Pacific (Calif.), 2:10.60
2000	Lenotine Tsiba, Life (Ga.), 2:08.63
2001	Lenotine Tsiba, Life (Ga.), 2:09.24
2002	Brandy Bratton, Oklahoma Baptist, 2:12.87
2003	Julia Howard, Simon Fraser (B.C.), 2:12.49
2004	Julie Howard, Simon Fraser (B.C.), 2:07.89
2005	Rebecca Johnstone, Simon Fraser (B.C.), 2:04.92
2006	Rebecca Johnstone, Simon Fraser (B.C.), 2:05.42
2007	Amanda Mayfield, Oklahoma Baptist, 2:09.44
2008	Jessica Smith, Simon Fraser (B.C.), 2:08.40



### 1500-METER RUN

1981	Mary Damiani, Southern Utah, 4:32.35
1982	Debbie Spino, Wisconsin-Parkside, 4:35.47
1983	Leah Pells, Simon Fraser (B.C.), 4:25.42
1984	Cindy Grant, Simon Fraser (B.C.), 4:32.09
1985	Julie Jenkins, Adams State (Colo.), 4:29.52
1986	Teresa Lloyd, Jamestown (N.D.), 4:23.50
1987	Leah Pells, Simon Fraser (B.C.), 4:18.14
1988	Leah Pells, Simon Fraser (B.C.), 4:19.32
1989	Donna Spickelmier, Kearney State (Neb.), 4:30.49
1990	Sarah Howell, Simon Fraser (B.C.), 4:25.04
1991	Sarah Howell, Simon Fraser (B.C.), 4:22.51
1992	Sarah Howell, Simon Fraser (B.C.), 4:16.56
1993	Lindsay McLaren, Simon Fraser (B.C.), 4:25.85
1994	Danita Parkhurst, Puget Sound (Wash.), 4:29.39
1995	Ivana Skladana, Mobile (Ala.), 4:32.15
1996	Tamara Dingley, Wayland Baptist (Texas), 4:26.69
1997	Carolyn Murray, Simon Fraser (B.C.), 4:22.61
1998	Heather deGeest, Simon Fraser (B.C.), 4:27.32
1999	Heather deGeest, Simon Fraser (B.C.), 4:26.72
2000	Leontine Tsiba, Life (Ga.), 4:27.03
2001	Eszter Erdelyi, Central Methodist (Mo.), 4:30.34
2002	Emilie Mondor, Simon Fraser (B.C.), 4:18.29
2003	Evelina Slatinska, Central Methodist (Mo.), 4:30.09
2004	Evelina Slatinska, Central Methodist (Mo.), 4:25.94
2005	Julia Howard, Simon Fraser (B.C.), 4:33.80
2006	Julia Howard, Simon Fraser (B.C.), 4:29.11
2007	Bethany McCoy, Olivet Nazarene (Ill.), 4:25.87
2008	Jamie Canterbury, Azusa Pacific (Calif.), 4:26.64

### 3000-METER RUN

1981	Angie Pikschus, Ozarks (Mo.), 10:11.55
1982	Mary Jaqua, Adams State (Colo.), 10:04.15
1983	Carolyn Sheild, Wisconsin-Eau Claire, 9:52.09
1984	Denise Falzone, Adams State (Colo.), 9:47.30
1985	Ann Manning, Portland (Ore.), 9:43.64
1986	Ann Manning, Portland (Ore.), 9:34.69
1987	Valerie Hilden, Pacific Lutheran (Wash.), 9:51.71
1988	Leah Pells, Simon Fraser (B.C.), 9:19.93
1989	Donna Spickelmier, Kearney State (Neb.), 9:37.49
1990	Sarah Howell, Simon Fraser (B.C.), 10:04.05
1991	Sarah Howell, Simon Fraser (B.C.), 9:42.16
1992	Sarah Howell, Simon Fraser (B.C.), 9:13.20
1993	Lindsay McLaren, Simon Fraser (B.C.), 9:33.46
1994	Suzanne Weeder, Doane (Neb.), 9:49.17
1995	Jessica Bissonnette, Whitman (Wash.), 10:01.16
1996	Tamara Dingley, Wayland Baptist (Texas), 9:43.58
1997	Sarah Andrews, Puget Sound (Wash.), 9:52.64
1998	Carolyn Murray, Simon Fraser (B.C.), 9:59.66
1999	Dana Boyle, Puget Sound (Wash.), 9:52.93
2000	Heather deGeest, Simon Fraser (B.C.) 9:28.4
2001	Eszter Erdelyi, Central Methodist (Mo.), 9:58.45
2002	Agness Kipkuma, Life (Ga.), 10:06.21

*Champions of Character*

# Women's All-Time Individual Champions

## Distance Runs

### 3000-METER RACE WALK

1993	Jennifer Zalewski, Wisconsin-Parkside, 13:53.3
1994	Kelly Watson, Wisconsin-Parkside, 14:24.43
1995	Sue Kisting, Wisconsin-Parkside, 14:19.61
1996	Anne-Marie Oswald, Simon Fraser (B.C.), 15:15.91
1997	Jill Zenner, Cedarville (Ohio), 13:16.16
1998	Jessie Nethery, Wisconsin-Parkside, 14:56.35
1999	Jaimie Roberts, Wisconsin-Parkside, 15:02.78
2000	Sara Stevenson, Olivet Nazarene (Ill.), 12:39.62
2001	Sara Stevenson, Olivet Nazarene (Ill.), 14:03.89
2002	Amber Antonia, Wisconsin-Parkside, 13:27.46
2003	Karen Foan, British Columbia, 14:29.05
2004	Megan Huzzey, British Columbia, 15:18.95
2005	Megan Huzzey, British Columbia, 14:53.98
2006	Megan Huzzey, British Columbia, 13:53.57
2007	Tina Peters, Goshen (IN), 15:20.21
2008	Megan Huzzey, British Columbia, 14:12.13

### 3000-METER STEEPLECHASE

2003	Kristina Proticova, Northwest (Wash.), 10:56.13
2004	Andrea Mohr, Southwestern (Kan.), 10:32.63
2005	Angi Axmann, Black Hills State (S.D.), 10:33.38
2006	Jen Kempers, Dordt (Iowa), 10:55.04
2007	Meredith MacGregor, Simon Fraser (B.C.), 10:33.25
2008	Dallon Williams, CSU-San Marcos, 10:18.96

### 5000-METER RUN

1981	Wendy Burman, Wisconsin-Parkside, 17:03.77
1982	Mary Jaqua, Adams State (Colo.), 16:56.97
1983	Linda Marquardt, Wisconsin-Milwaukee, 16:53.49
1984	Julie Willoughby, Moorhead State (Minn.), 17:13.8
1985	Denise Falzone, Adams State (Colo.), 16:49.36
1986	Erin Gillespie, Hillsdale (Mich.), 16:56.64
1987	Lorie Moreno, Western State (Colo.), 17:01.2
1988	Doris Watson, Adams State (Colo.), 16:47.38
1989	Yvonne Hollmann, Midland Lutheran (Neb.), 17:18.26
1990	Paula Stokman, Wisconsin-Parkside, 17:29.77
1991	Melissa Johnson, Adams State (Colo.), 17:02.86
1992	Amy Giblin, Adams State (Colo.), 16:44.48
1993	Tigist Moreda, Wayland Baptist (Texas), 16:52.44
1994	Rosa Ibarra, Wayland Baptist (Texas), 17:14.80
1995	Rosa Ibarra, Wayland Baptist (Texas), 16:55.93
1996	Tumaini Urio, Life (Ga.), 17:13.52
1997	Sarah Korir, McKendree (Ill.), 17:01.89
1998	Cari Rampersad, Simon Fraser (B.C.), 17:18.83
1999	Sarah Korir, McKendree (Ill.), 16:59.63
2000	Sarah Korir, McKendree (Ill.), 17:13.77
2001	Mary Livengood, Doane (Neb.), 17:15.33
2002	Genevieve Graff-Ermeling, Concordia (Calif.), 17:11.24
2003	Evelina Slatinska, Central Methodist (Mo.), 17:40.17
2004	Miriam Kaumba, Oklahoma Baptist, 17:18.58
2005	Miriam Kaumba, Oklahoma Baptist, 16:44.19
2006	Betty Rotich, Missouri Baptist, 16:48.07
2007	Natalie Peterson, Concordia (CA), 17:24.33
2008	Alissa McKaig, Indiana Tech, 16:39.04

### 10,000-METER RUN

1983	Linda Marquardt, Wisconsin-Milwaukee, 35:17.88
1984	Karen Schoenrock, Wisconsin-Eau Claire, 35:37.6
1985	Katie Webb, Marquette (Wis.), 35:44.07
1986	Erin Gillespie, Hillsdale (Mich.), 35:06.51
1987	Erin Gillespie, Hillsdale (Mich.), 36:05.47
1988	Lori Moreno, Western State (Colo.), 35:12.15
1989	Jill Jamison, George Fox (Ore.), 36:08.71
1990	Terry Villarreal, Adams State (Colo.), 36:50.57
1991	Jill Beals, George Fox (Ore.), 35:50.39
1992	Jill Beals, George Fox (Ore.), 34:25.5
1993	Tigist Moreda, Wayland Baptist (Texas), 35:12.46
1994	Rosa Ibarra, Wayland Baptist (Texas), 35:44.12
1995	Rosa Ibarra, Wayland Baptist (Texas), 34:55.06
1996	Tumaini Urio, Life (Ga.), 36:03.37
1997	Ann Marie Hynes, Rio Grande (Ohio), 35:41.04
1998	Sarah Korir, McKendree (Ill.), 38:17.78
1999	Sarah Korir, McKendree (Ill.), 35:29.86
2000	Sarah Korir, McKendree (Ill.), 36:44.34
2001	Mary Livengood, Doane (Neb.), 35:45.89
2002	Nicole DeRoin, Hastings (Neb.), 37:20.38
2003	Amanda Portis, Tri-State (Ind.), 37:02.77
2004	Miriam Kaumba, Oklahoma Baptist, 36:49.59
2005	Miriam Kaumba, Oklahoma Baptist, 35:03.67
2006	Betty Rotich, Missouri Baptist, 35:01.08
2007	Petrana Petkova, Goshen (IN), 36:27.01
2008	Alissa McKaig, Indiana Tech, 34:22.95

### MARATHON

1981	Wendy Burman, Wisconsin-Parkside, 2:59:44.10
1982	Liz Garman, Azusa Pacific (Calif.), 3:03:00.43
1983	Sharon Foster, Adams State (Colo.), 2:58:62.2
1984	Cindy Reinhart, Saginaw Valley State (Mich.), 2:57:20.5
1985	Jolene Fisher, Southern Utah, 2:51:05.0
1986	Tracy Nelson, Winona State (Minn.), 3:07:15.7
1987	Tracy Nelson, Winona State (Minn.), 2:59:44.80
1988	Miriam Otten, Missouri Baptist, 3:00:46.4
1989	Amy Baker, Doane (Neb.), 3:06:03.7
1990	Marie Farrar, North Florida, 3:03:07
1991	Peggy Murphy, Oklahoma Christian, 2:49:24
1992	Amber Anderson, Midland Lutheran (Neb.), 2:49:14
1993	Peggy Murphy, Oklahoma Christian, 2:52:54
1994	Theresa Walton, Southern Oregon, 2:58:32
1995	Shawna Dory, Jamestown (N.D.), 2:54:27.0
1996	Heather Thompson, Doane (Neb.), 3:07:44.41
1997	Angie Sparacino, Dana (Neb.), 2:57:19.0
1998	Amy Knobloch, Lindenwood (Mo.), 2:57:23.00
1999	Michelle Abernathy, Berry (Ga.), 2:58:40.40
2000	Shandi Hertz, Mary (N.D.), 3:04:41.00
2001	Mikki Massey, Park (Mo.), 3:05:11
2002	Michelle Brake, Friends (Kan.), 3:01:05.23
2003	Nikki Underwood, Black Hills State (S.D.), 3:05:13.62
2004	Cara Rumble, Cal State-San Marcos, 2:49:30.0
2005	Tausha Kuzmic, Lewis-Clark State (Idaho), 2:57:56.01
2006	Jessica Goulder, Westmont (Calif.), 2:49:14.70
2007	Anna Stumbo, Westmont (Calif.), 2:51:30.40
2008	Kaitlin Fadden, Houghton (N.Y.), 2:57:10.00

**NAIA**

### 100-METER HURDLES

1981	Linda Weekly, Texas Southern, 13.83
1982	Thomasina Busch, Hampton Institute (Va.), 14.28
1983	Thomasina Busch, Hampton Institute (Va.), 14.06
1984	Thomasina Busch, Hampton Institute (Va.), 13.73
1985	Brenda Jarvis, Adams State (Colo.), 13.71
1986	Brenda Jarvis, Adams State (Colo.), 13.87
1987	Denise Williams, Wayland Baptist (Texas), 13.95
1988	Kimolyn Vanzant, Prairie View A&M (Texas), 13.74
1989	LaTonya Johnson, Arkansas-Pine Bluff, 13.93
1990	LaTonya Johnson, Arkansas-Pine Bluff, 13.73
1991	Carolin Sterling, Central State (Ohio), 13.91
1992	Carolin Sterling, Central State (Ohio), 13.58
1993	Carolin Sterling, Central State (Ohio), 13.57
1994	Catherine Pomales, Central State (Ohio), 13.79 w
1995	Michelle Campbell, Azusa Pacific (Calif.), 13.08 w
1996	Catherine Pomales, Central State (Ohio), 13.44
1997	Amy Cameron, Western Washington, 14.15
1998	Shanda Spurlock, Olivet Nazarene (Ill.), 13.97
1999	Shanda Spurlock, Olivet Nazarene (Ill.), 13.78
2000	Dashika Banks, Huston-Tillotson (Tex.), 14.17
2001	Vida Nsiah, Central State (Mo.), 13.41
2002	Karla Fandrich, Mary (N.D.), 13.86
2003	Melanie Lachapelle, Windsor (Ontario), 14.10
2004	Daveeta Shepherd, Lindenwood (Mo.), 13.33
2005	Ruky Abdulai, Simon Fraser (B.C.), 13.96
2006	LaToya Greaves, Oklahoma Baptist, 13.39
2007	Shannon Hellman, South Dakota Mines & Tech, 13.73
2008	Shannon Hellman, South Dakota Mines & Tech, 14.12

### 400-METER HURDLES

1981	Felicia Durham, Southern-Baton Rouge (La.), 1:00.47
1982	Margaret Gamble, Prairie View A&M (Texas), 59.30
1983	Margaret Gamble, Prairie View A&M (Texas), 58.99
1984	LaVonda Lockett, Prairie View A&M (Texas), 1:00.78
1985	LaVonda Lockett, Prairie View A&M (Texas), 58.89
1986	LaVonda Lockett, Prairie View A&M (Texas), 58.09
1987	LaVonda Lockett, Prairie View A&M (Texas), 57.39
1988	Susanne Johansson, Point Loma Nazarene (Calif.), 59.25
1989	Wendi Simmons, Graceland (Iowa), 1:01.06
1990	Wendi Simmons, Graceland (Iowa), 1:00.42
1991	Deon Hemmings, Central State (Ohio), 58.14
1992	Deon Hemmings, Central State (Ohio), 56.56
1993	Deon Hemmings, Central State (Ohio), 55.14
1994	Catherine Pomales, Central State (Ohio), 56.57
1995	Catherine Pomales, Central State (Ohio), 58.04
1996	Catherine Pomales, Central State (Ohio), 56.98
1997	Lesakay Morgoridge, Southern-New Orleans (La.), 59.63
1998	Jamey Mulske, Mary (N.D.), 1:01.32
1999	Neisha Thompson, McKendree (Ill.), 1:00.45
2000	Sedell Roberts, Life (Ga.), 59.02
2001	Natalie Jackson, Simon Fraser (B.C.), 1:00.02
2002	Kendra Doyle, Bethel (Kan.), 1:01.23
2003	Anabell Montes, Warner Southern (Fla.), 1:01.04
2004	Anabell Montes, Warner Southern (Fla.), 59.07
2005	Shawn Kern, Mary (N.D.), 1:00.08
2006	Nickiesha Wilson, Oklahoma Baptist, 58.25
2007	Lorraine Swaby, Azusa Pacific (CA), 59.81
2008	Sherene Pinnock, Oklahoma Baptist, 59.50





# Women's All-Time Relay Champions

## SPRINT MEDLEY RELAY

- 1981 Prairie View A&M (Texas) (Mary Ann Higgs, Loretta Edwards, Sheila Labome, Easter Gabriel), 1:40.55
- 1982 Prairie View A&M (Texas) (Lynn Gamble, Loretta Edwards, Casandra Graham, Easter Gabriel), 1:39.32
- 1983 Prairie View A&M (Texas) (Lynn Gamble, Norrie McAfee, Sheila LaBome, Easter Gabriel), 1:40.36
- 1984 Prairie View A&M (Texas) (Deirdre Jackson, Evan Williams, Jocelyn Tatum, Norrie McAfee), 1:41.19
- 1985 Prairie View A&M (Texas) (Deirdre Jackson, Evan Williams, Jocelyn Tatum, LaVonda Luckett), 1:41.02
- 1986 Wayland Baptist (Texas) (Nzael Kyomo, Starlette Daniels, Comfort Igeh, Althea Thomas), 1:39.55
- 1987 Prairie View A&M (Texas) (Wanda Clay, Evan Williams, Jocelyn Tatum, LaVonda Luckett), 1:39.73
- 1988 Azusa Pacific (Calif.) (Shannon Shaughnessy, Jennifer Parker, Kim Cockrell, Airat Bakare), 1:41.69
- 1989 Wayland Baptist (Texas) (Kimberlee Gersbach, Kerry Evans, Kim Kayler, Felicia Amajali), 1:42.02
- 1990 Missouri Baptist (Sandra Kidd, Dawn Mills, Kerry Evan, Felicia Amajali), 1:41.52
- 1991 Central State (Ohio) (Antonette Jones, Carolin Sterling, Alwren Wallace, Sherdon Smith), 1:40.02
- 1992 Central State (Ohio) (Alwren Wallace, Carolin Sterling, Layphane Carnagie, Audrea Sterling), 1:40.35
- 1993 Central State (Ohio) (Sandra Kidd, Bridgette Edwards, Layphane Carnagie, Sherdon Smith), 1:40.04

## 4x800-METER RELAY

- 1981 Texas Southern (Sandra Scott, Madonna Redd, Towanna Thompson, Cheritta Jackson), 8:54.34
- 1982 Midland (Neb.) (Cindy Lauer, Denise Day, Mary Drey, Edie Hessman), 9:08.67
- 1983 Moorhead State (Minn.) (Katie Class, Tracy Fie, Paula Behrendt, Pam Harty), 9:00.97
- 1984 Moorhead State (Minn.) (Katie Class, Tracy Fie, Pam Harty, Paula Behrendt), 9:05.75
- 1985 Moorhead State (Minn.) (Katie Class, Traci Fie, Judy Mogck, Paula Behrendt), 9:02.84
- 1998 Simon Fraser (B.C.) (Cari Rampersad, Desneige McLean, Carolyn Murray, Heather DeGeest), 9:09.36
- 1999 California Baptist (Angela Evans, Heidi Joos, Shryere Nduwke, Loaritz Leonhardt), 9:10.94
- 2000 Findlay (Ohio) (Andrea Jensen, Kati Stedcke, Andrea Morgan, Kelly Cothorn), 9:06.02
- 2001 Oklahoma Baptist (Amber Staats, Corrie Jones, Sarah Phillips, Brandy Bratton), 9:07.07
- 2002 Simon Fraser (B.C.) (Natasha Wodak, Luci McGregor, Carlene Daniel, Emilie Mondor), 9:08.22
- 2003 Azusa Pacific (Calif.) (Laurie Ramirez, Marissa Reeber, Lisette Saucedo, Brianna Carstensen), 9:04.04
- 2004 Simon Fraser (B.C.) (Natasha Wodak, Alexandra Krasovska, Rebecca Johnstone, Julie Howard), 8:50.85
- 2005 Simon Fraser (B.C.) (Alexandra Krasovska, Kristen Kolstad, Rebecca Johnstone, Julie Howard), 8:43.00
- 2006 Simon Fraser (B.C.) (Heather Mancell, Ali Hudson, Rebecca Johnstone, Julia Howard), 8:56.06
- 2007 Olivet Nazarene (IL) (Cheri Hoffmann, Aulbrey Gailey, Carmín Green, Bethany McCoy), 8:55.13
- 2008 Simon Fraser (B.C.) (Ali Hudson, Heather Mancell, Kristen Kolstad, Jessica Smith), 8:50.367



#### 4x100-METER RELAY

- 1981 Texas Southern (Donna Lazard, Cora Sherman, Denise Cox, Linda Weekly), 45.41  
1982 Prairie View A&M (Texas) (Sheila Labome, Casandra Graham, Loretta Edwards, Easter Gabriel), 45.25  
1983 Prairie View A&M (Texas) (Lynn Gamble, Norrie McAfee, Sheila Labome, Easter Gabriel), 45.06  
1984 Prairie View A&M (Texas) (Deirdre Jackson, Evan Williams, Jocelyn Tatum, Norrie McAfee), 45.36  
1985 Prairie View A&M (Texas) (Deirdre Jackson, Evan Williams, LaVonda Luckett, Jocelyn Tatum), 45.80  
1986 Wayland Baptist (Texas) (Nzael Kyomo, Comfort Igeh, Starlette Daniels, Althea Thomas), 45.37  
1987 Prairie View A&M (Texas) (Wanda Clay, Evan Williams, Patti Harris, Jocelyn Tatum), 48.55  
1988 Prairie View A&M (Texas) (Kimolyn Vanzant, JoAnne Caraway, Patti Harris, Wanda Clay), 45.76  
1989 Prairie View A&M (Texas) (Terri Clayron, Wanda Clay, Patti Harris, Shana Ford), 46.03  
1990 Missouri Baptist (Sandra Kidd, Dawn Mills, Kerry Evans, Felicia Amajali), 46.12  
1991 Central State (Ohio) (Antonette Jones, Carolin Sterling, Alwren Wallace, Audrea Sterling), 44.81  
1992 Central State (Ohio) (Alwren Wallace, Carolin Sterling, Layphane Carnagie, Audrea Sterling), 45.52  
1993 Central State (Ohio) (Bridgette Edwards, Carolin Sterling, Audrea Sterling, Deon Hemmings), 45.46  
1994 Central State (Ohio) (Bridgette Edwards, Beverly Grant, Audrea Sterling, Catherine Pomales), 44.32  
1995 Southern-New Orleans (La.) (Lesakay Morgridge, Chantel Rolle, Altrice Taylor, Beverly Langley), 44.66  
1996 Central State (Ohio) (Chanteau White, Beverly Grant, Ronalee Davis, Catherine Pomales), 44.95  
1997 Southern-New Orleans (La.) (Lesakay Morgridge, Altrice Taylor, Tameca Williams, Cydonie Mothersill), 45.41  
1998 Southern-New Orleans (La.) (Stacian Brown, Keisha Miller, Altrice Taylor, Naomi Mills), 45.90  
1999 Life (Ga.) (Sherese Collie, Lucyann Richards, Misrah Crooks, Camille Clarke), 45.66  
2000 Life (Ga.) (Misrah Crooks, Timishi Gonzalez, Monica Twum, Meosha Hubbard), 45.48  
2001 Florida Memorial (Dorcia Cash, Sallie Green, Lorraine Jackson, Sharlene McQueen), 46.20  
2002 Central State (Ohio) (Marsha Hayles, Vida Nsiah, Avery Sterling, Adetooke Aladefa), 46.40  
2003 Lindenwood (Mo) (Meila Fleming, Carol Clarke, Danielle Norville, Angilla Corlette), 46.34  
2004 Lindenwood (Mo.) (Daveeta Shepherd, Carol Clarke, Danielle Norville, Genna Williams), 45.33  
2005 Langston (Okla.) (Damesha Sellers, Tasia Galbreath, Tatiana Simon, Dominique McDonald), 45.89  
2006 Missouri Baptist (Nikkira Holder, Rachel Baldwin, Lanece Clarke, Nickesha Anderson), 46.19  
2007 Wayland Baptist (TX) (Patricia Mayers, Akisha Simmons, Caroline Oladipo, Keliesha Ross), 46.21  
2008 Wayland Baptist (Texas) (Latanya Nalion, Kimberly Smith, Caroline Oladipo, Keleisha Ross), 46.22

#### 4x400-METER RELAY

- 1981 Texas Southern (Earnestine Hanna, Sandra Scott, Denise Cox, Cheritra Jackson), 3:40.24  
1982 Prairie View A&M (Texas) (Sheila Labome, Loretta Edwards, Lynn Gamble, Easter Gabriel), 3:37.82  
1983 Prairie View A&M (Texas) (Sheila Labome, Norrie McAfee, Lynn Gamble, Easter Gabriel), 3:42.39  
1984 Prairie View A&M (Texas) (LaVonda Luckett, Norrie McAfee, Jocelyn Tatum, Cathy Taylor), 3:41.49  
1985 Mississippi Valley State (Gwendolyn Williams, Linda Fairs, Buretha Graham, Carol Williams), 3:42.37  
1986 Prairie View A&M (Texas) (Cathy Taylor, Norrie McAfee, Sandra Latham, LaVonda Luckett), 3:37.67  
1987 Prairie View A&M (Texas) (LaVonda Luckett, Cathy Taylor, Edith Renfro, Jocelyn Tatum), 3:41.1  
1988 Azusa Pacific (Calif.) (Jennifer Parker, Kim Cockrell, Kim Petway, Airat Bakare), 3:43.77  
1989 Prairie View A&M (Texas) (Rhonda Lampkin, Barbara Miller, Mary Miller, Wanda Clay), 3:39.43  
1990 Central State (Ohio) (Carolin Sterling, Alwren Wallace, Deon Hemmings, Sherdon Smith), 3:42.17  
1991 Central State (Ohio) (Alwren Wallace, Deon Hemmings, Sherdon Smith, Audrea Sterling), 3:38.55  
1992 Central State (Ohio) (Ingrid Gordon, Audrea Sterling, Deon Hemmings, Sherdon Smith), 3:38.39  
1993 Central State (Ohio) (Carolin Sterling, Deon Hemmings, Audrea Sterling, Sherdon Smith), 3:38.24  
1994 Southern-New Orleans (La.) (Sevethedn Fynes, Wynsome Cole, Lesakay Morgridge, Shermaine McKenzie), 3:33.96  
1995 Southern-New Orleans (La.) (Christine Smith, Altrice Taylor, Selisha Hudson, Vernetta Rolle), 3:36.96  
1996 Southern-New Orleans (La.) (Christine Smith, Lesakay Morgridge, Stephanie Minto, Selisha Hudson), 3:41.27  
1997 Southern-New Orleans (La.) (Lesakay Morgridge, Altrice Taylor, Stephanie Minto, Tameca Williams), 3:41.46  
1998 Iowa Wesleyan (Neisha Thompson, Nicola Thompson, Nadia Cunningham, Louise Ayetotche), 3:44.45  
1999 McKendree (Ill.) (Nadia Cunningham, Neisha Thompson, Petrona McClymont, Aletha Johnson), 3:44.82  
2000 Life (Ga.) (Moniea Twum, Sedell Roberts, Leontine Tsiba, Timishi Gonzalez), 3:44.69  
2001 Florida Memorial (Brandy Dames, Sallie Green, Lorraine Jackson, Dorcia Cash), 3:47.21  
2002 McKendree (Ill.) (Betty-Ann Haywood, Shernet Davis, Agne Visockaite, Nadia Cunningham), 3:43.97  
2003 Oklahoma Baptist (Keyonna Hornbuckle, Melissa Mount, Chandra Huckabay, Amber Lewis), 3:52.30  
2004 Azusa Pacific (Calif.) (Janessa Goodfellow, Tamara Jones, Lorraine Swaby, Niema Golphin), 3:44.64  
2005 Oklahoma Baptist (Keyonna Hornbuckle, Melissa Mount, Chandra Huckabay, Kyta Ferrer), 3:44.50  
2006 Oklahoma Baptist (Kyli Bean, Kyta Willets, LaToya Greaves, Nickiesha Wilson), 3:45.47  
2007 Oklahoma Baptist (Amanda Mayfield, Optimum Baker, Kyli Bean, Sherene Pinnock), 3:39.46  
2008 Oklahoma Baptist (Marissa Moseley, Sarah Patterson, Aletha Hubbard, Sherene Pinnock), 3:42.11

# All-Time National Champions

## LONG JUMP

1981	Cornelia Jackson, Jackson State (Miss.), 5.96 (19-6 3/4)
1982	Yvonne Taylor, Southern Colorado, 5.85 (19-2 1/4)
1983	Lori Risenhoover, Adams State (Colo.), 6.18 (20-3 1/4)
1984	Deirdre Jackson, Prairie View A&M (Texas), 6.07 (19-11)
1985	Michelle Neal, Prairie View A&M (Texas), 6.04 (19-9 3/4)
1986	Comfort Igeh, Wayland Baptist (Texas), 6.43 (21-1 1/4)
1987	Comfort Igeh, Wayland Baptist (Texas), 6.29 (20-7 3/4)
1988	Comfort Igeh, Wayland Baptist (Texas), 6.29 (20-7 3/4)
1989	Gina Rhodes, Western State (Colo.), 6.11 (20-0 1/2)
1990	Raquel Andrews, Prairie View A&M (Texas), 6.49 (21-3 3/4)
1991	Carolyn Sterling, Central State (Ohio), 6.30 (20-8)
1992	Carolyn Sterling, Central State (Ohio), 6.29 (20-7 3/4)
1993	Carolyn Sterling, Central State (Ohio), 6.23 (20-5 1/4)
1994	Christine Gray, Prairie View A&M (Texas), 5.94 (19-5 3/4) w
1995	Chanteau White, Central State (Ohio), 6.08 (19-11 1/2) w
1996	Rowena Welford, Wayland Baptist (Texas), 6.13 (20-1 1/2)
1997	Jamey Mulske, Mary (N.D.), 5.76 (18-10 3/4)
1998	Jamey Mulske, Mary (N.D.), 6.08 (19-11 1/2)
1999	Sharen Fidge, Hastings (Neb.), 5.95 (19-6 1/4)
2000	Meosha Hubbard, Life (Ga.), 6.17 (20-03)
2001	Melocia Clarke, Central State (Ohio), 5.95 (19-6 1/4)
2002	Melocia Clarke, Central State (Ohio), 5.90 (19-4 1/4)
2003	Melanie Lachapelle, British Columbia, 5.88 (19-03 1/2)
2004	Kelley Park, Windsor (Ontario), 5.89 (19-04)
2005	Ruky Abdulai, Simon Fraser (B.C.), 6.28 (20-01 1/4)
2006	Ruky Abdulai, Simon Fraser (B.C.), 6.79 (22-03 1/2)
2007	Ruky Abdulai, Simon Fraser (B.C.), 6.70 (21-11 3/4)
2008	Ruky Abdulai, Simon Fraser (B.C.), 6.51 (21-04 3/4)

w/wind-aided

## TRIPLE JUMP

1986	Denise Williams, Wayland Baptist (Texas), 12.06 (39-6 3/4)
1987	Michelle Neal, Prairie View A&M (Texas), 12.57 (41-3)
1988	Kimolyn Vanzant, Prairie View A&M (Texas), 12.33 (40-5 1/2)
1989	Sandra Stepney, Missouri Baptist, 12.27 (40-3 1/4)
1990	Gina Rhodes, Western State (Colo.), 12.75 (41-10)
1991	Gina Rhodes, Western State (Colo.), 12.23 (40-1 1/2)
1992	Stephanie Sherman, Cedarville (Ohio), 12.20 (40-0 1/2)
1993	Christine Gray, Prairie View A&M (Texas), 12.93 (42-5 1/4)
1994	Christine Gray, Prairie View A&M (Texas), 12.90 (42-4) w
1995	Stephanie Sherman, Cedarville (Ohio), 12.80 (42-0) w
1996	Yvette French, Prairie View A&M (Texas), 12.99 (42-7 1/2)
1997	Yvette French, Prairie View A&M (Texas), 13.30 (43-7 3/4)
1998	Sharen Fidge, Hastings (Neb.), 12.32 (40-05)
1999	Sharen Fidge, Hastings (Neb.), 12.35 (40-06 1/4)
2000	Meosha Hubbard, Life (Ga.), 12.62 (41-05)
2001	Rose Gaubier, Life (Ga.), 11.96 (39-3)
2002	Rose Gaubier, Life (Ga.), 12.28 (43-3 1/4)
2003	Rochelle Schmidt, Doane (Neb.), 12.22 (40-1 1/4)
2004	Petra Earls, MidAmerica Nazarene (Kan.), 12.29 (40-04)
2005	Ruky Abdulai, Simon Fraser (B.C.), 12.7 (41-08)
2006	Seidre Forde, Missouri Baptist, 12.96 (42-06 1/4)
2007	Sarah Ensslen, Cedarville (OH), 12.80 (42-00)
2008	Ruky Abdulai, Simon Fraser (B.C.), 12.98 (42-07)

## HIGH JUMP

1981	Sybil Reddick, Texas Southern, 1.79 (5-10 1/2)
1982	Lori Shepard, Taylor (Ind.), 1.675 (5-6)
1983	Mechele Heberd, Southern Utah, 1.73 (5-8 1/4)
1984	Kristy Dees, Western Washington, 1.73 (5-8)
1985	Michelle Tnggle, Berry (Ga.), 1.70 (5-7)
1986	Denise Bruce, Pacific Lutheran (Wash.), 1.75 (5-9)
1987	Denise Bruce, Pacific Lutheran (Wash.), 1.74 (5-8 3/4)
1988	Kelly Cox, Missouri Baptist, 1.80 (5-10 3/4)
1989	Latrese Johnson, Azusa Pacific (Calif.), 1.84 (6-0 1/2)
1990	Latrese Johnson, Azusa Pacific (Calif.), 1.84 (6-0 1/2)
1991	Latrese Johnson, Azusa Pacific (Calif.), 1.89 (6-2 1/4)
1992	Michelle Holtman, Doane (Neb.), 1.75 (5-8 3/4)
1993	Corinna Wolf, Simon Fraser (B.C.), 1.80 (5-10 3/4)
1994	Corinna Wolf, Simon Fraser (B.C.), 1.80 (5-10 3/4)
1995	Corinna Wolf, Simon Fraser (B.C.), 1.80 (5-10 3/4)
1996	Nancy Rissmiller, George Fox (Ore.), 1.77 (5-9 3/4)
1997	Nancy Rissmiller, George Fox (Ore.), 1.70 (5-7)
1998	Mandy Schroeder, Mary (N.D.), 1.70 (5-7)
1999	Kellie Leeuw, Aquinas (Mich.), 1.70 (5-7)
2000	Beth Baldrige, Findlay (Ohio), 1.70 (5-07)
2001	Nichole McClain, Life (Ga.), 1.78 (5-10)
2002	Amber Nixon, Westmont (Calif.), 1.73 (5-08)
2003	Amber Nixon, Westmont (Calif.), 1.76 (5-09 1/4)
2004	Rebekah Perdue, Indiana Wesleyan, 1.70 (5-07)
2005	Heike Siener, Point Loma Nazarene (Calif.), 1.78 (5-10)
2006	Ruky Abdulai, Simon Fraser (B.C.), 1.79 (5-10 1/2)
2007	Ruky Abdulai, Simon Fraser (B.C.), 1.85 (6-0 3/4)
2008	Ruky Abdulai, Simon Fraser (B.C.), 1.75 (5-8 3/4)

## POLE VAULT

1997	Karen Bureker, Lewis & Clark (Ore.), 3.50 (11-5 3/4)
1998	Amy Wells, Puget Sound (Wash.), 3.55 (11-7 3/4)
1999	Lesa Kubishta, Point Loma Nazarene (Calif.), 3.85 (12-7 1/2)
2000	Lesa Kubishta, Point Loma Nazarene (Calif.), 4.16 (13-07)
2001	Krystal Laughlin, Houston-Tillotson (Texas), 3.80 (12-5 1/2)
2002	Allison Knode, Westmont (Calif.), 3.65 (11-11 3/4)
2003	Stephanie Beberniss, Concordia (Neb.), 3.65 (11-11 3/4)
2004	Renee Evans, Roberts Wesleyan (N.Y.), 3.92 (12-10 1/4)
2005	Amanda Haines, Siena Heights (Mich.), 3.95 (12-11 1/2)
2006	Jessie Gallaher, Concordia (Ore.), 3.90 (12-09 1/2)
2007	Kelsey Aide, Dickinson State (ND), 3.90 (12-09 1/2)
2008	Meagan Bauer, Doane (Neb.), 3.60 (11-09 3/4)

## HAMMER THROW

1996	Becky Franzleubbers, Doane (Neb.), 47.14 (154-8)
1997	Cotie Krueger, Pacific Lutheran (Wash.), 52.30 (171-7)
1998	Becky Dale, Wayland Baptist (Texas), 52.72 (172-11)
1999	Candace Ekhoft, Western Oregon, 49.40 (162-1)
2000	Wykeisha Thompson, Wayland Baptist (Texas), 50.98 (167-03)
2001	Sarah Roberts, Azusa Pacific (Calif.), 51.56 (169-2)
2002	Jennifer Padrinao, Simon Fraser (B.C.), 53.29 (174-10)
2003	Jennifer Padrinao, Simon Fraser (B.C.), 55.68 (182-8)
2004	Jennifer Padrinao, Simon Fraser (B.C.), 55.62 (182-06)
2005	Barbara Sugar, Azusa Pacific (Calif.), 53.79 (176-06)
2006	Vivian Chukwuemeka, Azusa Pacific (Calif.), 60.00 (196-10)
2007	Karley Kalinich, Fresno Pacific (CA), 57.82 (189-08)
2008	Aubrey Baxter, Black Hills State (S.D.), 60.57 (198-09)



## National Championship Meet Referees:

Left to right

David Lawhorn - Head Running Referee

Keith Mitchell - Head Field Events Referee

Patrick Pretty - Head Multi Events Referee

# Women's Field Events

## SHOT PUT

1981	Karen Waddell, Prairie View A&M (Texas), 14.18 (46-6 1/4)
1982	Karen Waddell, Prairie View A&M (Texas), 14.36 (47-1 1/2)
1983	Karen Waddell, Prairie View A&M (Texas), 15.0 (49-2 1/2)
1984	Beth Stuart, Kearney State (Neb.), 13.90 (45-7 1/4)
1985	Sharon Harrison, Prairie View A&M (Texas), 14.55 (47-9)
1986	Sharon Harrison, Prairie View A&M (Texas), 15.34 (50-4)
1987	Beth Stuart, Kearney State (Neb.), 14.47 (47-5 3/4)
1988	Nicole Munroe, Fresno Pacific (Calif.), 13.77 (45-2 1/4)
1989	Kathy Gottberg, Concordia (Neb.), 13.96 (45-9 3/4)
1990	Carrie Pietig, Willamette (Ore.), 14.93 (48-11 3/4)
1991	Cecilia Gunn, Emporia State (Kan.), 14.03 (46-0 1/2)
1992	Cecilia Gunn, Emporia State (Kan.), 14.54 (47-8 1/2)
1993	Kim Hayes, Doane (Neb.), 14.84 (48-8 1/4)
1994	Heather Rhoadarmer, Doane (Neb.), 14.72 (48-3 1/2)
1995	Heather Rhoadarmer, Doane (Neb.), 14.52 (47-7 3/4)
1996	Dagmar Flynt, Azusa Pacific (Calif.), 14.86 (48-9)
1997	Michelle Haage, Wayland Baptist (Texas), 14.84 (48-8 1/4)
1998	Donelle Carter, Minot State (N.D.), 14.99 (49-2)
1999	Donelle Carter, Minot State (N.D.), 15.60 (51-2 1/4)
2000	April Kockrow, Doane (Neb.), 14.35 (47-0 1/2)
2001	Tanya Thomas, McKendree (Ill.), 14.54 (47-8 1/2)
2002	Vivian Chukwuemeka, Azusa Pacific (Calif.), 18.17 (59-7 1/2)
2003	Vivian Chukwuemeka, Azusa Pacific (Calif.), 17.87 (58-07 1/2)
2004	Vivian Chukwuemeka, Azusa Pacific (Calif.), 17.75 (58-03)
2005	Shernelle Nicholls, Missouri Baptist, 14.92 (48-11 1/2)
2006	Vivian Chukwuemeka, Azusa Pacific (Calif.), 18.17 (59-07 1/2)
2007	Dia Mathews, Fresno Pacific (Calif.), 14.60 (47-11)
2008	Antrey Baxter, Black Hills State (S.D.), 15.56 (51-0 3/4)

## DISCUS

1981	Pam Schmidt, Midland Lutheran (Neb.), 43.94 (144-2)
1982	Lynette Antoine, St. Augustine's (N.C.), 46.20 (151-1)
1983	Carol Woodside, Hampton (Va.), 46.08 (151-1)
1984	Carol Woodside, Hampton (Va.), 44.76 (146-10)
1985	Beth Stuart, Kearney State (Neb.), 46.08 (151-2)
1986	Beth Stuart, Kearney State (Neb.), 49.12 (161-2)
1987	Beth Stuart, Kearney State (Neb.), 50.74 (166-6)
1988	Lisa Farris, Emporia State (Kan.), 44.56 (146-2)
1989	Lisa Farris, Emporia State (Kan.), 44.30 (145-4)
1990	Carrie Pietig, Willamette (Ore.), 51.00 (167-4)
1991	Carrie Pietig, Willamette (Ore.), 49.80 (163-5)
1992	Wendy Cordeiro, Pacific Lutheran (Wash.), 44.92 (147-4)
1993	Debbie Malachowski, Azusa Pacific (Calif.), 49.28 (161-8)
1994	Kim Hayes, Doane (Neb.), 48.36 (158-8)
1995	Wendy Cordeiro, Pacific Lutheran (Wash.), 46.00 (150-11)
1996	Dagmar Flynt, Azusa Pacific (Calif.), 53.06 (174-1)
1997	Dagmar Flynt, Azusa Pacific (Calif.), 48.58 (159-4)
1998	Stephanie Schilke, Concordia (Neb.), 50.57 (165-11)
1999	Donelle Carter, Minot State (N.D.), 48.00 (157-6)
2000	Gretchen Newell, Indiana Wesleyan, 44.48 (145-11)
2001	Amanda Anderson, Dickinson State (N.D.), 46.46 (152-5)
2002	Amanda Anderson, Dickinson State (N.D.), 44.73 (146-9)
2003	Vivian Chukwuemeka, Azusa Pacific (Calif.), 56.92 (186-9)
2004	Vivian Chukwuemeka, Azusa Pacific (Calif.), 50.98 (167-03)
2005	Barbara Sugar, Azusa Pacific (Calif.), 49.19 (161-05)
2006	Vivian Chukwuemeka, Azusa Pacific (Calif.), 53.37 (175-01)
2007	Siobhan Martin, Aquinas (MI), 47.44 (155-08)
2008	Annie Hess, Concordia (Ore.), 58.69 (192-07)

## JAVELIN

1981	Michaele McCandless, Simon Fraser (B.C.), 44.88 (147-3)
1982	Carol Woodside, Hampton (Va.), 44.38 (145-7)
1983	Maria Haley, Wayland Baptist (Texas), 50.00 (164-0)
1984	Joan Williamson, Western Washington, 50.76 (166-6)
1985	Karen Murray, Simon Fraser (B.C.), 51.04 (167-5)
1986	Carol Wester, Pacific Lutheran (Wash.), 51.26 (168-2)
1987	Barb Lashinski, Whitworth (Wash.), 51.68 (169-7)
1988	Patricia Perry, Puget Sound (Wash.), 49.94 (163-10)
1989	Kris Ettner, Southern Oregon, 46.96 (154-1)
1990	Cathy Carlson, Dickinson State (N.D.), 47.68 (156-5)
1991	Debbie Malachowski, Azusa Pacific (Calif.), 46.56 (152-9)
1992	Margaret Frantz, Willamette (Ore.), 48.66 (159-8)
1993	Debbie Malachowski, Azusa Pacific (Calif.), 45.32 (148-8)
1994	Marykand Raymond, Doane (Neb.), 45.78 (150-2)
1995	Trina Gumm, Whitworth (Wash.), 43.76 (143-7)
1996	Becci Harper, George Fox (Ore.), 47.82 (156-11)
1997	Becci Harper, George Fox (Ore.), 44.40 (145-8)
1998	Nicky Emblem, Phillips (Okla.), 50.75 (166-6)
1999	Sarah Roberts, Azusa Pacific (Calif.), 45.81 (150-3)
2000	Nicole Stehlik, Doane (Neb.), 44.16 (144-10)
2001	Nichole Stehlik, Doane (Neb.), 43.64 (143-2)
2002	Vanessa Wilhelm, Azusa Pacific (Calif.), 45.80 (150-3)
2003	Vanessa Wilhelm, Azusa Pacific (Calif.), 43.89 (144)
2004	Renee Eckley, Azusa Pacific (Calif.), 45.47 (149-02)
2005	LeeAnn Pekovitch, Minor State (N.D.), 49.87 (163-07)
2006	Lauren Sexton, Concordia (Ore.) 47.94 (157-03)
2007	Tara Leaman, Cedarville (OH), 40.70 (133-06)
2008	Liz Gleadle, British Columbia, 50.53 (165-9)

## HEPTATHLON

1983	Kari Kramme, Midland Lutheran (Neb.), 4782
1984	Jennifer Schwartz, Azusa Pacific (Calif.), 4981
1985	Jennifer Schwartz, Azusa Pacific (Calif.), 4715
1986	Edith Renfro, Prairie View A&M (Texas), 4870
1987	Edith Renfro, Prairie View A&M (Texas), 5162
1988	Melanie Byrne, Southern Oregon, 4812
1989	Melanie Byrne, Southern Oregon, 5132
1990	Wendi Simmons, Graceland (Iowa), 5312
1991	Kim Vanderhoek, Simon Fraser (B.C.), 5553
1992	Kim Vanderhoek, Simon Fraser (B.C.), 5626
1993	Kim Vanderhoek, Simon Fraser (B.C.), 5513
1994	Carmen Gage, Azusa Pacific (Calif.), 5039
1995	Jill Carrier, Southern Oregon, 5108
1996	Jamey Mulske, Mary (N.D.), 4809
1997	Jamey Mulske, Mary (N.D.), 4944
1998	Jamey Mulske, Mary (N.D.), 4874
1999	Neisha Thompson, McKendree (Ill.), 5014
2000	Neisha Thompson, McKendree (Ill.), 4963
2001	Beth Stroud, Windsor (Ontario), 4944
2002	Annie Goodson, Mary (N.D.), 4969
2003	Annette Ekberg, Hastings (Neb.), 4672
2004	Annette Ekberg, Hastings (Neb.), 4787
2005	Annette Ekberg, Hastings (Neb.), 5047
2006	Nadina Marsh, Missouri Baptist, 5268
2007	Katie Kosmos, Doane (NE), 5061
2008	Zora Golcevska, Azusa Pacific (Calif.), 4857

## NAIA Track and Field Coaches Association:

(left to right)

Ed Fye, Doane - President

Ted Bowers, Taylor - 1st Vice President

John Foss, Indiana Wesleyan - 2nd Vice President

Randy Dalzell, Concordia (Ore.) - Secretary



# Men's All-Time Individual Champions

## 100-METER DASH

1952	Bransford Watson, Texas College, 9.9*
1953	Ted Bush, Texas Southern, 9.6*
1954	Ralph Aldredge, Texas Southern, 9.6*
1955	Bobby Morrow, Abilene Christian (Texas), 9.1* w
1956	Bobby Morrow, Abilene Christian (Texas), 10.3
1957	Bobby Morrow, Abilene Christian (Texas), 9.5*
1958	Bobby Gordon, Morgan State (Md.), 9.5*
1959	Paul Winder, Morgan State (Md.), 9.9*
1960	John Moon, Tennessee State, 10.5
1961	Bob Hayes, Florida A&M, 9.5*
1962	Roger Sayers, Nebraska-Omaha, 9.5*
1963	Roger Sayers, Nebraska-Omaha, 9.5*
1964	Bob Hayes, Florida A&M, 10.2
1965	George Anderson, Southern-Baton Rouge (La.), 9.4*
1966	Jim Hines, Texas Southern, 9.5*
1967	Jim Hines, Texas Southern, 9.6*
1968	Oliver Ford, Southern-Baton Rouge (La.), 10.0
1969	Oliver Ford, Southern-Baton Rouge (La.), 9.5*
1970	Robert Taylor, Texas Southern, 9.4*
1971	Willie McGee, Alcorn State (Miss.), 9.3*
1972	Jean Louis Ravelomanantsoa, Westmont (Calif.), 10.1
1973	Kofi Okyir, Angelo State (Texas), 9.5*
1974	James Gilkes, Fisk (Tenn.), 9.4*
1975	Ralph Smith, Southeastern Louisiana, 9.67*
1976	James Wooten, Fayetteville State (N.C.), 10.54
1977	Earl Thomas, Jackson State (Miss.), 10.53
1978	Nate Johnson, Hillsdale (Mich.), 10.37
1979	Dennis Trott, Jackson State (Miss.), 10.0 w
1980	Ellison Portis, Angelo State (Texas), 10.15 w*
1981	Larry White, Mississippi Valley State, 10.63
1982	Innocent Egbunike, Azusa Pacific (Calif.), 10.32
1983	Innocent Egbunike, Azusa Pacific (Calif.), 10.34
1984	Innocent Egbunike, Azusa Pacific (Calif.), 10.15
1985	Innocent Egbunike, Azusa Pacific (Calif.), 10.33
1986	Patrick Nwankwo, Azusa Pacific (Calif.), 10.58
1987	Alrick Munroe, Wayland Baptist (Texas), 10.58
1988	Oliver Daniels, Biola (Calif.), 10.43
1989	Patrick Nwankwo, Azusa Pacific (Calif.), 10.21
1990	Keith Spiva, Malone (Ohio), 10.38
1991	Davidson Ezinwa, Azusa Pacific (Calif.), 10.25
1992	Davidson Ezinwa, Azusa Pacific (Calif.), 10.05
1993	Osmond Ezinwa, Azusa Pacific (Calif.), 10.43
1994	Dontra Boykins, Arkansas-Monticello, 10.41 w
1995	Daniel Effiong, Lubbock Christian (Texas), 10.22 w
1996	Sheldon Edwards, Oklahoma Baptist, 10.32
1997	Joseph Mares, Wayland Baptist (Texas), 10:40
1998	Jason Mathis, Oklahoma Baptist, 10.67
1999	Primus Ashhada, Florida Memorial, 10:37
2000	Serge Bengono, Huston-Tillotson (Texas), 10.48
2001	Eric Ndri, Central State (Ohio), 10.29
2002	Roy Bailey, Central State (Ohio), 10.35
2003	Derrick Atkins, Dickinson State (N.D.), 10.34
2004	Derrick Atkins, Dickinson State (N.D.), 10.36
2005	Derrick Atkins, Dickinson State (N.D.), 10.34
2006	Yhann Plummer, Southern-New Orleans (La.), 10.20
2007	Mike Rodgers, Oklahoma Baptist, 10.21
2008	Tyrell Cuffy, King College (Tenn.), 10.33

\*100 yards  
w wind-aided

## 200-METER DASH

1952	Bransford Watson, Texas College, 21.7*
1953	Ted Bush, Texas Southern, 21.4*
1954	Ralph Aldredge, Texas Southern, 21.4*
1955	Bobby Morrow, Abilene Christian (Texas), 20.9*
1956	Bobby Morrow, Abilene Christian (Texas), 20.8
1957	Bobby Morrow, Abilene Christian (Texas), 21.1*
1958	Rex Ressler, Emporia State (Kan.), 21.5*
1959	Sidney Garton, East Texas State, 21.3*
1960	Stone Johnson, Grambling (La.), 21.2
1961	Bob Hayes, Florida A&M, 21.0*
1962	Homer Jones, Texas Southern, 21.0*
1963	Roger Sayers, Nebraska-Omaha, 21.3*
1964	Edwin Roberts, North Carolina College, 20.9
1965	Edwin Roberts, North Carolina College, 20.5*
1966	Edwin Roberts, North Carolina College, 20.6*
1967	Jim Hines, Texas Southern, 20.3*
1968	Andrew Hopkins, Stephen F. Austin (Texas), 20.9
1969	Oliver Ford, Southern (La.), 20.5*
1970	Willie Polk, Texas Southern, 20.6*
1971	Larry Black, North Carolina Central, 20.4*
1972	Larry Black, North Carolina Central, 20.0
1973	Tom Reid, Baptist (S.C.), 20.7*
1974	James Gilkes, Fisk (Tenn.), 20.6*
1975	Ralph Smith, Southeastern Louisiana, 21.15*
1976	James Wooten, Fayetteville State (N.C.), 20.99
1977	Wylie Turner, Angelo State (Texas), 21.17
1978	Larry Kimble, Texas Southern, 21.23
1979	Charles Pickens, Mississippi Valley State, 20.6 w
1980	Charles Pickens, Mississippi Valley State, 20.77 w
1981	Darrell Green, Texas A&I, 21.42
1982	Darrell Green, Texas A&I, 20.84
1983	Innocent Egbunike, Azusa Pacific (Calif.), 20.94
1984	Innocent Egbunike, Azusa Pacific (Calif.), 20.76
1985	Innocent Egbunike, Azusa Pacific (Calif.), 20.57
1986	Devon Morris, Wayland Baptist (Texas), 21.00
1987	Alrick Munroe, Wayland Baptist (Texas), 21.02
1988	Devon Morris, Wayland Baptist (Texas), 20.98
1989	Keith Spiva, Malone (Ohio), 21.10
1990	Keith Spiva, Malone (Ohio), 21.00
1991	Davidson Ezinwa, Azusa Pacific (Calif.), 20.87
1992	Davidson Ezinwa, Azusa Pacific (Calif.), 20.96
1993	Neil DeSilva, Central State (Ohio), 21.00
1994	Deon Sims, Oklahoma Christian, 21.09 w
1995	Daniel Effiong, Lubbock Christian (Texas), 20.52 w
1996	Sheldon Edwards, Oklahoma Baptist, 20.63
1997	Donivan Housen, Huston-Tillotson (Texas), 20.99
1998	Jamaal Jackson, Oklahoma Baptist, 21.45
1999	Jason Carver, Aquinas (Mich.), 21.03
2000	Jairo Duzant, Paul Quinn (Texas), 21.54
2001	Eric Ndri, Central State (Ohio), 20.78
2002	Roy Bailey, Central State (Ohio), 21.26
2003	Ryan Shields, Wayland Baptist (Texas), 20.68
2004	Derrick Atkins, Dickinson State (N.D.), 20.97
2005	Derrick Atkins, Dickinson State (N.D.), 20.89
2006	Michael Rodgers, Lindenwood (Mo.), 21.23
2007	Tyrell Cuffy, King College (Tenn.), 20.94
2008	Tyrell Cuffy, King College (Tenn.), 21.01

\*200 yards  
w wind-aided

#### 400-METER DASH

1952	George Adrian, Abilene Christian (Texas), 47.8*
1953	George Adrian, Abilene Christian (Texas), 47.9*
1954	Henry Thompson, Emporia State (Kan.), 49.1*
1955	Bob Perkins, Lincoln (Mo.), 48.6*
1956	Bob Perkins, Lincoln (Mo.), 47.4
1957	Bob McMurray, Morgan State (Md.), 46.7*
1958	John Zetzman, Occidental (Calif.), 47.4*
1959	Nick Ellis, Morgan State (Md.), 46.8*
1960	William Miller, Southern (La.), 47.0
1961	Walter Johnson, North Carolina College, 46.3*
1962	Ray Saddler, Texas Southern, 49.6*
1963	Lester Milburn, Texas Southern, 46.7*
1964	Don Owens, Grambling (La.), 46.6
1965	Theron Lewis, Southern-Baton Rouge (La.), 46.6*
1966	Theron Lewis, Southern-Baton Rouge (La.), 45.2*
1967	Vince Matthews, Johnson C. Smith (N.C.), 45.4*
1968	Hal Francis, Arkansas AM&N, 45.6
1969	Fred Newhouse, Prairie View A&M (Texas), 46.6*
1970	Fred Newhouse, Prairie View A&M (Texas), 46.4*
1971	Alvin Dotson, Prairie View A&M (Texas), 46.4*
1972	James Redd, Southern-Baton Rouge (La.), 45.8
1973	Bobby Coleman, Stephen F. Austin (Texas), 46.5*
1974	Mike Singletary, Southern California College, 46.3*
1975	Ronald Ray, North Carolina Central, 46.04
1976	Charles Oliver, Troy State (Ala.), 45.74
1977	Dennis Ducksworth, Jackson State (Miss.), 46.67
1978	Fred Taylor, Texas Southern, 46.90
1979	Fred Taylor, Texas Southern, 45.4
1980	Kevin Jones, Northwood Insritute (Mich.), 45.74
1981	Eugene Sanders, Mississippi Valley State, 45.38
1982	Eugene Sanders, Mississippi Valley State, 46.02
1983	Willie Hudson, Alcorn State (Miss.), 46.08
1984	Sammy Epps, Southern Arkansas, 46.46
1985	Devon Morris, Wayland Baptist (Texas), 45.25
1986	Devon Morris, Wayland Baptist (Texas), 45.07
1987	Devon Morris, Wayland Baptist (Texas), 46.04
1988	Devon Morris, Wayland Baptist (Texas), 45.45
1989	Kenneth Davis, Central Arkansas, 46.23
1990	Garth Solomon, Wayland Baptist (Texas), 46.96
1991	Anthony Christie, Prairie View A&M (Texas), 46.34
1992	Andre Brown, Southern-New Orleans (La.), 46.51
1993	Neil DeSilva, Central State (Ohio), 46.05
1994	Hugh Powell, Central State (Ohio), 46.21
1995	Neil DeSilva, Central State (Ohio), 45.72
1996	Lenear Dakari, Prairie View A&M (Texas), 45.64
1997	Ryan Chaney, George Fox (Ore.), 45.98
1998	Michael Blackwood, Southern-New Orleans (La.), 45.45
1999	David Phillips, Oklahoma Baptist, 47.92
2000	Wilson Ogbeide, Wayland Baptist (Texas), 47.06
2001	Jacob Koczman, Northwestern (Iowa), 46.34
2002	Aaron Cleare, Dickinson State (N.D.), 46.92
2003	Trevar Hemphill, Claflin (S.C.), 47.13
2004	Aaron Cleare, Dickinson State (N.D.), 46.61
2005	Aaron Cleare, Dickinson State (N.D.), 46.20
2006	Aaron Cleare, Dickinson State (N.D.), 47.15
2007	William McCaskill, St. Gregory's (OK), 47.076
2008	Ramon Miller, Dickinson St. (N.D.), 46.517

\*440 yards

#### 800-METER RUN

1952	Leslie Fambrough, Howard Payne (Texas), 1:53.7*
1953	Ben Moring, Seattle Pacific (Wash.), 1:54.1*
1954	Ben Moring, Seattle Pacific (Wash.), 1:52.3*
1955	Billy Tidwell, Emporia State (Kan.), 1:53.7*
1956	Billy Tidwell, Emporia State (Kan.), 1:49.1
1957	Larry Wray, Occidental (Calif.), 1:51.9*
1958	Ted Nelson, Mankato State (Minn.), 1:51.8*
1959	Bert Ohlander, Western Illinois, 1:52.5*
1960	Ted Nelson, Mankato State (Minn.), 1:49.7
1961	Major Adams, Texas Southern, 1:50.8*
1962	Gerald Cound, Arkansas Teachers, 1:51.3*
1963	Gary Wilson, Oklahoma Baptist, 1:51.4*
1964	Gary Wilson, Oklahoma Baptist, 1:49.5
1965	Willie McCoy, Alcorn State (Miss.), 1:52.5*
1966	George Hunt, Texas Southern, 1:48.6*
1967	Robert Johnson, Southern-Baton Rouge (La.), 1:50.1
1968	Earl Goldman, Arkansas AM&N, 1:48.6
1969	Felix Johnson, Prairie View A&M (Texas), 1:50.3*
1970	Musa Dogonyaro, Biola (Calif.), 1:50.9*
1971	Musa Dogonyaro, Biola (Calif.), 1:50.7*
1972	Robert Ouko, North Carolina Central, 1:48.5
1973	Mike Boit, Eastern New Mexico, 1:47.7*
1974	Ray Geter, Prairie View A&M (Texas), 1:48.5*
1975	Mike Boit, Eastern New Mexico, 1:48.01
1976	Mike Boit, Eastern New Mexico, 1:47.71
1977	Evans White, Prairie View A&M (Texas), 1:47.39
1978	Evans White, Prairie View A&M (Texas), 1:47.77
1979	Evans White, Prairie View A&M (Texas), 1:47.02
1980	Herman Sanders, Mississippi Valley State, 1:48.53
1981	Joel Ngetich, Wayland Baptist (Texas), 1:47.76
1982	Joel Ngetich, Wayland Baptist (Texas), 1:47.77
1983	Darren Harsin, Doane (Neb.), 1:49.48
1984	Billy Konchellah, Wayland Baptist (Texas), 1:47.80
1985	Gregg Larson, Doane (Neb.), 1:50.29
1986	Maurice Smith, Adams State (Colo.), 1:48.41
1987	Gregg Larson, Doane (Neb.), 1:49.26
1988	Anthony Christie, Prairie View A&M (Texas), 1:48.80
1989	Anthony Suttle, Wisconsin-Milwaukee, 1:50.26
1990	Mbarak Hussein, Lubbock Christian (Texas), 1:48.67
1991	Mbarak Hussein, Lubbock Christian (Texas), 1:48.29
1992	Dan Caulfield, Adams State (Colo.), 1:48.76
1993	Lawrence Lenin II, Central State (Ohio), 1:49.32
1994	Dudley Dawkins, Oklahoma Baptist, 1:49.79
1995	Julius Achon, Southern-New Orleans (La.), 1:46.76
1996	James Njoroge, Taylor (Ind.), 1:48.65
1997	James Njoroge, Taylor (Ind.), 1:46.17
1998	Gezachw Yossef, Lindenwood (Mo.), 1:51.44
1999	Kenneth Koech, McKendree (Ill.), 1:46.10
2000	Solomon Birir, Life (Ga.), 1:49.48
2001	Anthony Kabara, Cumberland (Ky.), 1:48.89
2002	Anthony Kabara, Cumberland (Ky.), 1:50.08
2003	Tim Ramirez, Azusa Pacific (Calif.), 1:51.48
2004	David Rotich, Spring Arbor (Mich.), 1:48.62
2005	Elkana Chepsiror, Virginia Intermont, 1:51.05
2006	Elkana Chepsiror, Virginia Intermont, 1:50.35
2007	Elkana Chepsiror, Virginia Intermont, 1:50.70
2008	Michael Saalfeld, Concordia (Neb.), 1:51.11

\*440 yards

# Men's All-Time Individual Champions

# Bob Hayes



*Gold Medalist, 1964 Summer Olympics*

## 1500-METER RUN

1952	Javier Montez, Texas Western, 4:13.4*
1953	Russell Nash, South Dakota State, 4:23.7*
1954	Jack Pearson, South Dakota State, 4:20.1*
1955	Billy Tidwell, Emporia State (Kan.), 4:14.2*
1956	Billy Tidwell, Emporia State (Kan.), 3:51.3
1957	Ty Hadley, Occidental (Calif.), 4:09.4*
1958	Dan Ryan, Western Illinois, 4:10.6*
1959	Paul Whiteley, Emporia State (Kan.), 4:11.2*
1960	Gonzalo Javier, Emporia State (Kan.), 3:52.8
1961	Bill Kozar, Western Illinois, 4:13.2*
1962	John Camien, Emporia State (Kan.), 4:09.7*
1963	John Camien, Emporia State (Kan.), 4:04.3*
1964	John Camien, Emporia State (Kan.), 3:48.3
1965	John Camien, Emporia State (Kan.), 4:01.1*
1966	Van Nelson, St. Cloud State (Minn.), 4:09.5*
1967	John Mason, Fort Hays State (Kan.), 4:07.3*
1968	John Mason, Fort Hays State (Kan.), 3:46.5
1969	Dennis Savage, Westmont (Calif.), 4:06.8*
1970	Dennis Savage, Westmont (Calif.), 4:05.2*
1971	Bob Maplestone, Eastern Washington, 4:06.7*
1972	Bob Maplestone, Eastern Washington, 3:45.9
1973	Tommy Fulton, Texas Southern, 3:57.8*
1974	Mike Boit, Eastern New Mexico, 4:02.2*
1975	Mike Boit, Eastern New Mexico, 4:04.30
1976	Mike Boit, Eastern New Mexico, 3:44.88
1977	Scott McMillian, Adams State (Colo.), 3:45.47
1978	Steve Hills, Northwest Nazarene (Idaho), 3:45.13
1979	Jeff Moody, Pembroke State (N.C.), 3:50.1

\*one-mile run

## 1500-METER RUN

1980	Michael Watson, Jackson State (Miss.), 3:46.86
1981	Michael Watson, Jackson State (Miss.), 3:47.44
1982	Mike Duran, Southern Colorado, 3:46.46
1983	Alec Ritchie, Simon Fraser (B.C.), 3:46.06
1984	Michael Michno, Hillsdale (Mich.), 3:52.01
1985	John Alin, Moorhead State (Minn.), 3:49.21
1986	Maurice Smith, Adams State (Colo.), 3:47.33
1987	Maurice Smith, Adams State (Colo.), 3:43.70
1988	Roger Jennings, Emporia State (Kan.), 3:47.63
1989	Dan Maas, Adams State (Colo.), 3:51.66
1990	Mbarak Hussein, Lubbock Christian (Texas), 3:46.90
1991	Dan Maas, Adams State (Colo.), 3:45.31
1992	Dan Maas, Adams State (Colo.), 3:43.11
1993	Mark Bomba, Simon Fraser (B.C.), 3:49.55
1994	Eluid Bargantun, Missouri Valley, 3:44.05
1995	Julius Achon, Southern-New Orleans (La.), 3:43.04
1996	Vacated
1997	James Njoroge, Taylor (Ind.), 3:43.60
1998	Sammy Nyamongo, Life (Ga.), 3:48.21
1999	Kenneth Koech, McKendree (Ill.), 3:45.89
2000	Alexis Sharangabo, Brevard (N.C.), 3:46.42
2001	Alexis Sharangabo, Brevard (N.C.), 3:43.00
2002	Sebastian Cosson, Life (Ga.), 3:49.16
2003	Tim Bishop, Black Hills State (S.D.), 3:49.75
2004	Ryan McKenzie, Windsor (Ontario), 3:43.64
2005	Corey Duquette, Virginia Intermont, 3:49.45
2006	Landon Willets, Oklahoma Baptist, 3:57.51
2007	Derek Scott, Cornerstone (MI), 3:45.50
2008	Aron Rono, Azusa Pacific (Calif.), 3:46.35

# Men's All-Time Individual Champions

## 5000-METER RUN

1952	Javier Montez, Texas Western, 9:24.8+
1953	Allen Feist, Fort Hays State (Kan.), 9:47.6+
1954	Clayton Scott, Kearney State (Neb.), 9:36.3+
1955	Clayton Scott, Kearney State (Neb.), 9:28.4+
1956	Dave Peterson, South Dakota State, 15:12.6
1957	John Kerr, Occidental (Calif.), 9:19.5+
1958	Don Sheppard, Howard Payne (Texas), 9:05.5+
1959	Paul Whiteley, Emporia State (Kan.), 9:06.0+
1960	Ian Stewart, Lamar Tech (Texas), 14:51.3
1961	Ian Stewart, Lamar Tech (Texas), 14:18.7*
1962	Jim Keefe, Central Connecticut, 14:11.4*
1963	Jim Keefe, Central Connecticut, 14:01.3*
1964	John Camien, Emporia State (Kan.), 14:25.0
1965	Lloyd Burson, Western New Mexico, 13:45.8*
1966	Van Nelson, St. Cloud State (Minn.), 13:51.0*
1967	Van Nelson, St. Cloud State (Minn.), 13:29.7*
1968	David Ellis, Eastern Michigan, 14:25.6
1969	David Ellis, Eastern Michigan, 13:55.2*
1970	Rex Maddaford, Eastern New Mexico, 13:56.3*
1971	Gordon Minty, Eastern Michigan, 13:46.3*
1972	Tommy Fulton, Texas Southern, 14:35.8
1973	Tommy Fulton, Texas Southern, 13:33.3*
1974	Mike Boit, Eastern New Mexico, 13:35.5
1975	John Muthama, Bethel (Kan.), 13:40.47
1976	John Muthama, Bethel (Kan.), 14:04.44
1977	John Muthama, Bethel (Kan.), 14:08.46
1978	Garry Henry, Pembroke State (N.C.), 14:23.25
1979	Sammy Maritim, Azusa Pacific (Calif.), 14:24.6
1980	Sammy Maritim, Azusa Pacific (Calif.), 14:34.19
1981	Dave Finnestad, Malone (Ohio), 14:33.80
1982	Garry Henry, Pembroke State (N.C.), 14:13.05
1983	Mike Maraun, Simon Fraser (B.C.), 14:16.78
1984	Sam Montoya, Adams State (Colo.), 14:12.37
1985	Robbie Hipwood, Adams State (Colo.), 14:34.61
1986	Robert Ferguson, Adams State (Colo.), 14:20.18
1987	Paul Aufdemberge, Hillsdale (Mich.), 14:09.2
1988	Eduardo Navas, Western State (Colo.), 14:08.65
1989	Juan Diaz, Western State (Colo.), 14:21.12
1990	David Kogo, Lubbock Christian (Texas), 14:27.83
1991	James Bungei, Lubbock Christian (Texas), 14:07.59
1992	James Bungei, Lubbock Christian (Texas), 14:07.11
1993	Julius Randich, Lubbock Christian (Texas), 13:41.81
1994	Eluid Bargantuny, Missouri Valley, 14:07.58
1995	Simeon Sawe, Lubbock Christian (Texas), 14:08.55
1996	Gray Mavhera, California Baptist, 14:25.73
1997	Silah Misoi, Life (Ga.), 13:51.07
1998	Silah Misoi, Life (Ga.), 13:53.48
1999	Sammy Nyamongo, Life (Ga.), 14:17.54
2000	Francis Kirwa, Life (Ga.), 13:53.30
2001	Alexis Sharangabo, Brevard (N.C.), 14:20.23
2002	Josphat Boit, Central Methodist (Mo.), 14:25.67
2003	Jerry Ziak, British Columbia, 14:50.15
2004	Richard Mosley, Simon Fraser (B.C.), 14:35.07
2005	Fernando Cabada, Virginia Intermont, 14:42.08
2006	David Cheromei, Virginia Intermont, 14:26.82
2007	David Cheromei, Virginia Intermont, 14:31.31
2008	Aron Rono, Azusa Pacific (Calif.), 14:23.807

+Two-mile run

\*Three-mile run

## 3000-METER STEEPLECHASE

1957	Kent Osborne, East Tennessee State, 9:46.8
1958	Godfrey Matthews, Winston-Salem (N.C.), 9:50.4
1959	Tom O'Riordan, Idaho State, 10:06.5
1960	Don Tretheway, Western Washington, 9:35.2
1961	Odduar Helgeson, North Dakota State, 9:22.8
1962	Hylke Van der Wal, Kearney State (Neb.), 9:33.8
1963	Phil Lorenc, Western Illinois, 9:29.7
1964	Ireland Sloan, Emporia State (Kan.), 9:09.1
1965	Donald Lakin, Fort Hays State (Kan.), 9:24.5
1966	Cliff Clark, Harding (Ark.), 9:17.0
1967	John Mason, Fort Hays State (Kan.), 9:01.0
1968	Pat McMahon, Oklahoma Baptist, 9:26.7
1969	Phil Captain, Taylor (Ind.), 9:25.6
1970	Larbi Oukada, Fort Hays State (Kan.), 9:30.6
1971	David McLeland, Fort Hays State (Kan.), 9:30.6
1972	Jim Birnbaum, Fort Hays State (Kan.), 9:16.0
1973	Rex Maddaford, Eastern New Mexico, 8:46.1
1974	Phillip Ndo, Eastern New Mexico, 8:50.7
1975	Tom Boitt, Eastern New Mexico, 8:51.5
1976	John Kebiro, Eastern New Mexico, 8:45.6
1977	John Kebiro, Eastern New Mexico, 8:47.50
1978	Kelly Jensen, Southern Oregon, 8:47.49
1979	Steve Blikstad, George Fox (Ore.), 9:09.9
1980	Kregg Einspahr, Concordia (Neb.), 8:58.4
1981	Kregg Einspahr, Concordia (Neb.), 8:45.69
1982	Kregg Einspahr, Concordia (Neb.), 8:51.74
1983	Brad Braunberger, Jamestown (N.D.), 9:04.41
1984	Glenn Magrum, Hillsdale (Mich.), 9:06.83
1985	Dennis Leck, Western State (Colo.), 8:55.52
1986	Chris Perrone, Park (Mo.), 9:06.14
1987	Curt Castetter, North Florida, 8:59.87
1988	Chuck Schwartz, Adams State (Colo.), 8:56.19
1989	David Kipelio, Emporia State (Kan.), 9:02.58
1990	David Kipelio, Emporia State (Kan.), 9:04.07
1991	Peter Pritchett, Anderson (Ind.), 8:58.50
1992	Jason Mohr, Adams State (Colo.), 8:43.44
1993	John Murray, Malone (Ohio), 9:05.58
1994	Derek Kite, Lubbock Christian (Texas), 9:03.87
1995	Simeon Sawe, Lubbock Christian (Texas), 8:42.88
1996	Case Shay, Lubbock Christian (Texas), 9:03.38
1997	Sammy Nyamongo, Life (Ga.), 8:40.98
1998	Gabriel Rop, Lubbock Christian (Texas), 9:23.12
1999	Sammy Nyamongo, Life (Ga.), 8:48.42
2000	George Ondimu, Life (Ga.), 8:54.60
2001	George Ondimu, Life (Ga.), 8:57.54
2002	George Ondimu, Life (Ga.), 9:02.99
2003	Brant Littrell, Southwestern (Kan.), 9:03.32
2004	Brant Littrell, Southwestern (Kan.), 9:02.34
2005	David Cheromei, Virginia Intermont, 8:45.43
2006	David Cheromei, Virginia Intermont, 8:43.28
2007	David Cheromei, Virginia Intermont, 9:08.90
2008	Aaron Melhorn, Malone (Ohio), 8:56.36

## TWO-MILE RACE WALK

1973	Jim Bean, Oregon College, 14:30.0
------	-----------------------------------

## 3000-METER RACE WALK

1972	Steve Tyrer, Oregon College, 13:30.5
------	--------------------------------------



# Men's All-Time Individual Champions

## 10,000-METER RUN

1967	Van Nelson, St. Cloud State (Minn.), 28:51.9*
1968	Van Nelson, St. Cloud State (Minn.), 30:58.2
1969	David Ellis, Eastern Michigan, 30:10.4*
1970	Rex Maddaford, Eastern New Mexico, 29:47.5*
1971	David Ellis, Eastern Michigan, 29:45.8*
1972	David Antognoli, Edinboro State (Pa.), 30:07.7
1973	Peter Fredericksson, U.S. International (Calif.), 28:42.2*
1974	Phillip Ndoe, Eastern New Mexico, 27:56.9*
1975	Lucian Rosa, Wisconsin-Parkside, 28:25.51*
1976	Chuck Korte, Loras (Iowa), 29:46.4
1977	Duane Whitmore, Azusa Pacific (Calif.), 30:07.55
1978	Garry Henry, Pembroke State (N.C.), 30:22.18
1979	Sammy Maritim, Azusa Pacific (Calif.), 30:01.09
1980	Tim Schmid, William Jewell (Mo.), 30:05.86
1981	Gordon Sanders, Hillsdale (Mich.), 29:50.07
1982	Garry Henry, Pembroke State (N.C.), 29:30.76
1983	Steve DeLano, Southwestern (Kan.), 29:48.36
1984	Sam Montoya, Adams State (Colo.), 29:22.4
1985	Thomas Andersson, Point Loma Nazarene (Calif.), 30:00.26
1986	Eduardo Navas, Western State (Colo.), 29:46.34
1987	Paul Aufdemberge, Hillsdale (Mich.), no time
1988	Rick Robirds, Adams State (Colo.), 30:15.03
1989	Rick Robirds, Adams State (Colo.), 30:14.07
1990	Rick Robirds, Adams State (Colo.), 31:01.71
1991	David Kogo, Lubbock Christian (Texas), 30:55.84
1992	Julius Randich, Lubbock Christian (Texas), 29:03.3
1993	Julius Randich, Lubbock Christian (Texas), 28:16.95
1994	David Kogo, Lubbock Christian (Texas), 29:55.26
1995	Julius Randich, Lubbock Christian (Texas), 28:33.74
1996	Peter Tanui, Lubbock Christian (Texas), 30:14.83
1997	Japeth Kirui, Life (Ga.), 29:01.91
1998	Sammy Nyamongo, Life (Ga.), 29:50.97
1999	Francis Kirwa, Life (Ga.), 29:51.76
2000	Francis Kirwa, Life (Ga.), 29:52.40
2001	Daniel Kibungei, Malone (Ohio), 29:36.11
2002	Sergio Reyes, Cedarville (Ohio), 30:13.42
2003	John Ngure, Huntington (Ind.), 30:17.72
2004	Tim Riley, Eastern Oregon, 31:29.56
2005	Fernando Cabada, Virginia Intermt., 29:53.09
2006	Aron Rono, Azusa Pacific (CA), 29:43.34
2007	Aron Rono, Azusa Pacific (CA), 30:47.25
2008	Aron Rono, Azusa Pacific (Calif.), 29:56.18

\*Six-mile run

## MARATHON

1972	Wayne Frongello, Boston State (Mass.), 2:41:13.4
1973	Lucian Rosa, Wisconsin-Parkside, 2:26:01.5
1974	Lucian Rosa, Wisconsin-Parkside, 2:22:54.2
1975	Roger Vann, John Brown (Ark.), 2:29:14.0
1976	Dave Elger, Wisconsin-Stevens Point, 2:28:07.4
1977	Tim Terrill, Saginaw Valley State (Mich.), 2:25:19.0
1978	Tom Antczak, Wisconsin-La Crosse, 2:22:26.49
1979	Brian Haugh, Marymount (Kan.), 2:26:01.0
1980	Bill Langout, Wisconsin-Eau Claire, 2:30:33.30
1981	Karl Neidermeier, Fort Hays State (Kan.), 2:29:52.2
1982	Todd Sperling, Wisconsin-Superior, 2:21:38.53
1983	Terry Coker, Belmont (Tenn.), 2:21:18.8
1984	Terry Coker, Belmont (Tenn.), 2:27:51.7
1985	James Cairns, Puget Sound (Wash.), 2:21:08.22
1986	James Cairns, Puget Sound (Wash.), 2:29:19.5

## MARATHON (cont.)

1987	Greg Miller, Eastern Oregon, 2:30:01.59
1988	Paul Brigman, Missouri Baptist, 2:26:13.3
1989	Gary Schafer, Valley City State (N.D.), 2:29:52.7
1990	Jon Murray, Harding (Ark.), 2:33:22.0
1991	Rick Penman, Point Loma Nazarene (Calif.), 2:30:06.00
1992	Hafis Banire, Lubbock Christian (Texas), 2:28:14.00
1993	Goshu Tadese, Fresno Pacific (Calif.), 2:28:19
1994	John Bartlett, Life (Ga.), 2:27:30.00
1995	John Gachao, Azusa Pacific (Calif.), 2:23:43.3
1996	John Viitenan, West Florida, 2:30:24.66
1997	John Gachao, Azusa Pacific (Calif.), 2:22.25
1998	Sean Birren, Lindenwood (Mo.), 2:28:46.00
1999	Zac Johnson, Oklahoma Baptist, 2:30:44.80
2000	Natnael Amare, Northwood (Texas), 2:33:36.00
2001	Sean Birren, Lindenwood (Mo.), 2:30.07
2002	Pawel Oboz, Mary (N.D.), 2:31:41.23
2003	John Ngure, Huntington (Ind.), 2:28:27.00
2004	Andrew Smith, McKendree (Ill.), 2:25:02.0
2005	Dave Gramlich, Malone (Ohio), 2:25.34
2006	Daniel Ellis, Oklahoma Baptist, 2:24:07.61
2007	Marco Venancio, Concordia (CA), 2:21:57.34
2008	Juan Mejita, California State San Marcos, 2:27:44.0

## 5,000-METER RACE WALK

1993	Tim Seamon, Wisconsin-Parkside, 20:50.3
1994	Tim Seamon, Wisconsin-Parkside, 20:48.13
1995	Tim Seamon, Wisconsin-Parkside, 20:39.93
1996	Chad Eder, Cedarville (Ohio), 21:53.96
1997	Al Heppner, Wisconsin-Parkside, 20:07.38
1998	Dan Casmier, Pacific Lutheran (Wash.), 23:41.45
1999	Lachlan McDonald, Wisconsin-Parkside, 24:03.64
2000	Lachlan McDonald, Wisconsin-Parkside, 21:54.72
2001	Lachlan McDonald, Wisconsin-Parkside, 21:20.33
2002	Ben Shorey, Wisconsin-Parkside, 20:57.16
2003	Matt Boyles, Rio Grande (Ohio), 21:34.53
2004	Patrick Stroupe, Central Methodist (Mo.), 23:53.04
2005	Matthew Boyles, Rio Grande (Ohio), 22:07.65
2006	Patrick Stroupe, Central Methodist (Mo.), 23:16.38
2007	Patrick Stroupe, Central Methodist (MO), 22:10.76
2008	Inaki Gomez, British Columbia, 21:06.17

## 10,000-METER RACE WALK

1974	Carl Swift, Azusa Pacific (Calif.), 49:18.5
1975	Jim Heiring, Wisconsin-Parkside, 47:40.2
1976	Jim Heiring, Wisconsin-Parkside, 47:25.44
1977	Jim Heiring, Wisconsin-Parkside, 44:41.99
1978	Chris Hansen, Wisconsin-Parkside, 46:19.46
1979	John Van Den Brandt, Wisconsin-Parkside, 47:29.7
1980	Jeff Ellis, Wisconsin-Stevens Point, 47:35.1
1981	Ray Sharp, Wisconsin-Parkside, 43:31.23
1982	Mel McGinnis, Spring Arbor (Mich.), 45:09.69
1983	Willard Preischel, Wisconsin-Parkside, 48:11.40
1984	Mark Manning, Wisconsin-Parkside, 47:55.27
1985	Andrew Kaestner, Wisconsin-Parkside, 45:29.64
1986	Mike Stanch, Wisconsin-Parkside, 46:32.7
1987	Mike Stauch, Wisconsin-Parkside, 43:22.1
1988	Mike Stauch, Wisconsin-Parkside, 41:56.4
1989	Reggie Davenport, Wisconsin-Parkside, 44:44.0
1990	Douglas Fournier, Wisconsin-Parkside, 45:12.13
1991	Timothy Seamon, Wisconsin-Parkside, 44:14.99
1992	David Doherty, Wisconsin-Parkside, 46:49.62

*Welcome to the campus of the Southern Illinois University - Edwardsville!*



### 110-METER HURDLES

1952	Herb Herndon, Prairie View A&M (Texas), 14.6*
1953	Willie Stevens, Tennessee State, 14.3*
1954	Ron Chadwick, Eastern Washington, 14.3*
1955	Dean Benson, Willamette (Ore.), 14.2*
1956	Lee Calhoun, North Carolina College, 14.0
1957	Lee Calhoun, North Carolina College, 13.6*
1958	Elias Gilbert, Winston-Salem (N.C.), 13.6*
1959	Elias Gilbert, Winston-Salem (N.C.), 14.6*
1960	Ralph Boston, Tennessee State, 14.1
1961	Ralph Boston, Tennessee State, 13.7*
1962	Russell Rogers, Maryland State, 14.2*
1963	Russell Rogers, Maryland State, 13.7*
1964	Roger Morgan, Northeastern Louisiana, 14.4
1965	Roger Morgan, Northeastern Louisiana, 14.0*
1966	Willie Davenport, Southern-Baton Rouge (La.), 13.6*
1967	Willie Davenport, Southern-Baton Rouge (La.), 13.5*
1968	Gerald Cerulla, Eastern Michigan, 13.7
1969	Bob Daniels, Texas A&I, 13.9*
1970	Rodney Milburn, Southern-Baton Rouge (La.), 13.7*
1971	Rodney Milburn, Southern-Baton Rouge (La.), 13.0* w
1972	Rodney Milburn, Southern-Baton Rouge (La.), 13.5
1973	Rodney Milburn, Southern-Baton Rouge (La.), 13.6*
1974	Charles Foster, North Carolina Central, 13.4*
1975	Charles Foster, North Carolina Central, 13.71
1976	Louis Pike, Henderson State (Ark.), 14.03
1977	Louis Pike, Henderson State (Ark.), 13.92
1978	James McCraney, Southern-Baton Rouge (La.), 13.70 w
1979	Joseph Curtis, Chicago State (Ill.), 14.1 w

w wind-aided                      \*120-yard high hurdles

### 110-METER HURDLES

1980	Steve Parker, Abilene Christian (Texas), 13.84 w
1981	Steve Parker, Abilene Christian (Texas), 13.95
1982	Robert Thomas, Prairie View A&M (Texas), 13.99
1983	Robert Johnson, Wayland Baptist (Texas), 14.03
1984	Kevin McKinley, Prairie View A&M (Texas), 14.10
1985	Dale Washington, Northwood Institute (Mich.), 14.13
1986	Kevin McKinley, Prairie View A&M (Texas), 13.87
1987	Kevin McKinley, Prairie View A&M (Texas), 14.30
1988	Anthony House, Azusa Pacific (Calif.), 13.98
1989	Jon Haselhorst, Fort Hays State (Kan.), 13.98
1990	Brian Payne, High Point (N.C.), 14.16
1991	Judex Lyfou, Oklahoma Baptist, 14.10
1992	James Rollins, Central State (Ohio), 14.40
1993	Brian Payne, High Point (N.C.), 14.30
1994	Chris Gatlin, Prairie View A&M (Texas), 13.91 w
1995	James Rollins, Central State (Ohio), 13.90 w
1996	Maurice Wignall, Southern-New Orleans (La.), 13.98
1997	Curtis Hawkins, Doane (Neb.), 14.19
1998	Ron Andrews, Siena Heights (Mich.), 14.45
1999	Darren Youngstrom, Taylor (Ind.), 14.04
2000	Darten Youngstrom, Taylor (Ind.), 14.14
2001	Robbie Hughes, Life (Ga.), 14.22
2002	Richard Davidson, Huston-Tillotson (Texas), 13.98
2003	Dominique DeGrammont, Azusa Pacific (Calif.), 13.74
2004	Dwayne Robinson, MidAmerica Nazarene (Kan.), 13.90
2005	Pat Brown, Oklahoma Baptist, 14.05
2006	Matt Sparks, Azusa Pacific (Calif.), 14.00
2007	Adam Landerfield, Doane (NE), 14.17
2008	Rod Waters, Indiana Tech, 13.99

# Men's All-Time Individual Champions

## 400-METER HURDLES

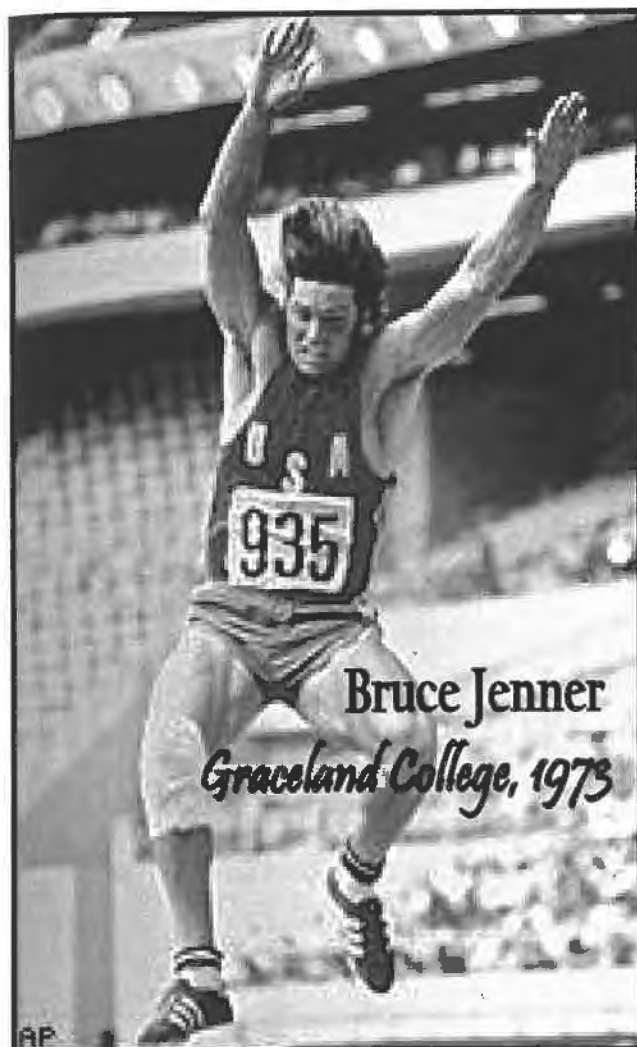
1952	Burl McCoy, Abilene Christian (Texas), 55.6
1953	Bill Johnson, Pepperdine (Calif.), 53.9
1954	Truman Medders, Panhandle State (Okla.), 53.4
1955	Bob Gerdeman, Nebraska-Omaha, 53.3
1956	Jack Shopshire, Abilene Christian (Texas), 53.7*
1957	Dave Klicker, Whitman (Wash.), 53.1*
1958	Francis Washington, Winston-Salem (N.C.), 51.5*
1959	Elias Gilbert, Winston-Salem (N.C.), 53.6*
1960	Dick Watson, Texas A&I, 51.7
1961	Russell Rogers, Maryland State, 52.6*
1962	Russell Rogers, Maryland State, 51.9*
1963	Russell Rogers, Maryland State, 51.5*
1964	Andrew McCray, North Carolina College, 51.4
1965	David Bonds, McMurry (Texas), 53.2*
1966	Robert Buries, Willamette (Ore.), 53.7*
1967	Jesse Ball, Prairie View A&M (Texas), 51.0*
1968	Jeff Bennett, Oklahoma Christian, 51.3
1969	Jesse Ball, Prairie View A&M (Texas), 51.8
1970	Corey Bouyer, Ferris State (Mich.), 50.9*
1971	T.C. Minor, Prairie View A&M (Texas), 51.1*
1972	Melvin Bassett, North Carolina Central, 50.5
1973	Doug Odell, Occidental (Calif.), 51.2*
1974	Carl Stevenson, Southern (La.), 51.6*
1975	Doug Odell, Occidental (Calif.), 51.24
1976	Charles Whigham, Texas Southern, 50.45
1977	Ronnie Gainey, Angelo State (Texas), 51.71
1978	James McCraney, Southern (La.), 52.14
1979	James Baldwin, Texas Southern, 51.3
1980	James Baldwin, Texas Southern, 50.48
1981	Ed Brown, Saginaw Valley (Mich.), 50.96
1982	Ed Brown, Saginaw Valley (Mich.), 50.36
1983	Ed Brown, Saginaw Valley (Mich.), 50.09
1984	Ed Brown, Saginaw Valley (Mich.), 50.05
1985	Brian Arnold, Azusa Pacific (Calif.), 51.15
1986	Kevin McKinley, Prairie View A&M (Texas), 50.20
1987	Kevin McKinley, Prairie View A&M (Texas), 51.27
1988	Felton Nails, Prairie View A&M (Texas), 51.34
1989	Wilbert Johnson, Florida Memorial, 51.38
1990	Judex Lyfou, Oklahoma Baptist, 51.16
1991	Judex Lyfou, Oklahoma Baptist, 50.60
1992	Chris Grant, Prairie View A&M (Texas), 52.04
1993	Carlos Hayward, Prairie View A&M (Texas), 51.45
1994	Chris Gatlin, Prairie View A&M (Texas), 51.80
1995	Monte Raymond, Southern-New Orleans (La.), 51.09
1996	Matt Badgett, Oklahoma Baptist, 52.80
1997	Edridge Darling, Southern-New Orleans (La.), 51.98
1998	Eldridge Darling, Southern-New Orleans (La.), 51.60
1999	Darren Youngstrom, Taylor (Ind.), 51.38
2000	Jamaal Jackson, Oklahoma Baptist, 50.44
2001	Jamaal Jackson, Oklahoma Baptist, 50.26
2002	John Karanja, Goshen (Ind.), 50.82
2003	John Karanja, Goshen (Ind.), 50.70
2004	Isa Phillips, Wayland Baptist (Texas), 50:39
2005	Pat Brown, Oklahoma Baptist, 49.51
2006	Leonarde Smith, Oklahoma Baptist, 52.07
2007	Ross Harlan, Oklahoma Baptist, 50.99
2008	Allan Ayala, Dickinson State (N.D.), 51.11

\*440-yard hurdles

## LONG JUMP

1952	Don Covey, North Texas State, 22-9 ½
1953	Don Freichs, Mankato State (Minn.) 23-7 3/8
1954	Wilbur Wilson, Virginia State, 24-8 5/8
1955	Ray White, Eastern Illinois, 23-11 ¾
1956	Jim Howard, Dillard (La.), 24-2 ½
1957	Jim Gamble, Prairie View A&M (Texas), 24-9
1958	Jim Baird, East Texas State, 24-4 ¾
1959	Jim Baird, East Texas State, 25-3 ¼
1960	Ralph Boston, Tennessee State, 25-7 ¼
1961	Ralph Boston, Tennessee State, 25-6 ½
1962	Bill Miller, McMurry (Texas), 24-2 ¾
1963	Bill Miller, McMurry (Texas), 26-2 ¾
1964	Norman Tate, North Carolina College, 24-2 ¾
1965	Norman Tate, North Carolina College, 24-2 ¾
1966	Dickie Gray, Oklahoma Christian, 24-11 ¼
1967	Freddie Fox, McMurry (Texas), 24-0 ¾
1968	Jerry Proctor, Redlands (Calif.), 26-1 ½ w
1969	Jerry Proctor, Redlands (Calif.), 25-6 ¾
1970	Jerry Proctor, Redlands (Calif.), 25-8 ¾
1971	Joshua Owusu, Angelo State (Texas), 25-6
1972	Joshua Owusu, Angelo State (Texas), 25-6 ½
1973	David Boyd, Fisk (Tenn.), 25-3 ¼
1974	Joshua Owusu, Angelo State (Texas), 26-6 ½
1975	Moise Pomaney, Howard Payne (Texas), 24-9
1976	Jesse Beard, Ozarks (Mo.), 7.59 (24-11)
1977	Carl Williams, Abilene Christian (Texas), 7.62 (25-0)
1978	Carl Williams, Abilene Christian (Texas), 8.26 (27-1 ¼) w
1979	Carl Williams, Abilene Christian (Texas), 8.08 (26-6 ¼) w
1980	Carl Hanns, Cumberland (Ky.), 7.71 (25-3 ¼)
1981	Britt Courville, Texas Southern, 7.88 (25-10 ¼)
1982	Greg Johnson, Abilene Christian (Texas), 7.46 (24-5 ½)
1983	Aaron Sampson, Southern Utah State, 7.81 (25-7 ½)
1984	Sammy Epps, Southern Arkansas, 7.59 (24-11)
1985	Russell Mitchell, Wayland Baptist (Texas), 7.47 (24-6 ¼)
1986	Dennis McWhinney, Prairie View A&M (Texas), 7.59 (24-11 ½)
1987	Alrick Munroe, Wayland Baptist (Texas), 7.94 (26-0 ¾)
1988	Terry Talton, Tarleton State (Texas), 7.78 (25-6 ¼)
1989	Obinna Eregbu, Grand View (Iowa), 7.66 (25-1 ¾)
1990	Rod Drayton, Arkansas-Monticello, 7.76 (25-5 ¼)
1991	Benjamin Koech, Azusa Pacific (Calif.), 7.59 (24-11)
1992	Benjamin Koech, Azusa Pacific (Calif.), 7.35 (24-1 ½)
1993	Jean Zirignon, Western Oregon, 7.09 (23-3 ¼)
1994	Tage Peterson, Azusa Pacific (Calif.), 7.62 (25-0) w
1995	Kevin Wiley, Azusa Pacific (Calif.), 7.92 (26-0)
1996	Kevin Wiley, Azusa Pacific (Calif.), 7.92 (26-0)
1997	Eric Boykin, California Baptist, 7.57 (24-10)
1998	Tage Peterson, Azusa Pacific (Calif.), 24-4
1999	Jimmy Devine, California Baptist, 7.57 (24-10)
2000	Stephan Louw, Point Loma Nazarene (Calif.), 7.72 (25-04)
2001	Brian Clay, Azusa Pacific (Calif.), 7.52 (24-8 ¼)
2002	Brian Clay, Azusa Pacific (Calif.), 7.24 (23-9)
2003	Chadwick Dennis, McKendree (Ill.), 7.28 (23-10 ¾)
2004	Trevor Barry, Dickinson State (N.D.), 7.46 (24-05 ¾)
2005	Trevor Barry, Dickinson State (N.D.), 7.67 (25-02)
2006	Trevor Barry, Dickinson State (N.D.), 7.82 (25-08)
2007	Josh Cloyd, King College (TN), 7.33 (24-00 ¾)
2008	Eric Tisdol, Cumberlands (Ky.), 7.25 (23-09 ½)

w wind-aided



**Bruce Jenner**  
*Graceland College, 1973*




**Suzanne Weeder** *Doane College, 1973*

#### DISCUS

- 1952 Palmer Retzlaff, South Dakota State, 148-3
- 1953 Palmer Retzlaff, South Dakota State, 194-11 3/4
- 1954 Art Piper, Luther (Iowa), 151-11 3/8
- 1955 Ray Burrus, West Texas State, 163-3 3/8
- 1956 Kelly Hester, Occidental (Calif.), 165-10 1/2
- 1957 Ron Anderson, McPherson (Kan.), 167-5
- 1958 George Kom, Idaho State, 164-3 1/2
- 1959 Bill Hook, Humboldt State (Calif.), 155-3 1/2
- 1960 Fred Shaffer, Whitworth (Wash.), 167-0 1/2
- 1961 Fred Shaffer, Whitworth (Wash.), 185-0 1/2
- 1962 Curt Harper, Northern Michigan, 173-1 1/2
- 1963 Stan Sanders, Whittier (Calif.), 181-4 1/2
- 1964 Willie Dixon, Langston (Okla.), 173-0 1/2
- 1965 Stan McDonald, Lincoln (Mo.), 167-7
- 1966 Lee Johnson, Redlands (Calif.), 173-3
- 1967 Curtis Irvin, Texas Southern, 170-5
- 1968 Phillip Gary, Kentucky State, 161-2
- 1969 Dave Hale, Ottawa (Kan.), 171-5
- 1970 Jerry Schwinkendorf, Eastern Washington, 171-7
- 1971 Bengt Nilsson, U.S. International (Calif.), 170-2
- 1972 Jim Neugent, Oklahoma Christian, 178-8
- 1973 Bengt Nilsson, U.S. International (Calif.), 181-3
- 1974 Robert Kuhn, Fort Hays State (Kan.), 174-8
- 1975 Mark Smith, Pacific Lutheran (Wash.), 177-1
- 1976 Jim Howard, Westmont (Calif.), 55.02 (180-5)
- 1977 Charles Shipman, Pembroke State (N.C.), 57.68 (189-3)
- 1978 Frank Gross, Adams State (Colo.), 60.48 (198-5)
- 1979 John Turton, Fresno Pacific (Calif.), 53.76 (176-4)

#### DISCUS (cont.)

- 1980 Martin Guerrero, Abilene Christian (Texas), 59.62 (195-7)
- 1981 Martin Guerrero, Abilene Christian (Texas), 59.84 (196-4)
- 1982 Roger Axelsson, Point Loma (Calif.), 56.00 (183-9)
- 1983 Christian Okoye, Azusa Pacific (Calif.), 57.28 (187-11)
- 1984 Christian Okoye, Azusa Pacific (Calif.), 55.10 (180-9)
- 1985 Christian Okoye, Azusa Pacific (Calif.), 63.50 (208-4)
- 1986 Christian Okoye, Azusa Pacific (Calif.), 61.63 (201-4)
- 1987 Ade Olukoju, Azusa Pacific (Calif.), 57.12 (185-5)
- 1988 Ade Olukoju, Azusa Pacific (Calif.), 59.20 (194-3)
- 1989 Ade Olukoju, Azusa Pacific (Calif.), 57.20 (187-8)
- 1990 Ade Olukoju, Azusa Pacific (Calif.), 64.08 (210-3)
- 1991 Steve Thompson, Doane (Neb.), 50.06 (164-3)
- 1992 David Salsberry, Oklahoma Baptist, 51.62 (169-4)
- 1993 Elliott Osburn, Southern Oregon, 51.72 (169-8)
- 1994 Carl Brown, Siena Heights (Mich.), 50.56 (165-10)
- 1995 Carl Brown, Siena Heights (Mich.), 53.04 (174-0)
- 1996 Jon Byrd, Wayland Baptist (Texas), 52.04 (170-9)
- 1997 Jason Wood, Lindenwood (Mo.), 54.05 (177-3)
- 1998 Luke Jacobson, Pacific Lutheran (Wash.), 54.06 (177-4)
- 1999 Melvin Tohtas, Life (Ga.), 52.50 (172-3)
- 2000 Jason Wood, Lindenwood (Mo.), 56.38 (185-0)
- 2001 Jeff Van Egdom, Biola (Calif.), 54.40 (178-6)
- 2002 Josh Hacker, Evangel (Mo.), 51.52 (169-0)
- 2003 Dan Underwood, Doane (Neb.), 51.24 (168-01)
- 2004 Floyd Turner, Iowa Wesleyan, 52.95 (173-09)
- 2005 Floyd Turner, Iowa Wesleyan, 56.14 (184-02)
- 2006 Floyd Turner, Iowa Wesleyan, 55.61 (182-05)
- 2007 Floyd Turner, Iowa Wesleyan, 56.07 (183-11)
- 2008 Nik Kay, Concordia (Ore.), 58.10 (190-07)



**Willie Davenport**  
*Southern-Baton Rouge, 1967*

**JAVELIN**

- 1952 Dick Herber, Arizona State, 214-3 1/2
- 1953 Bob Eudeikis, Illinois Normal, 197-1 3/4
- 1954 Halil Ziraman, California Poly-San Luis Obispo, 210-8
- 1955 George Lyles, Southwestern Louisiana, 210-11 7/8
- 1956 John Fromm, Pacific Lutheran (Wash.), 228-6
- 1957 John Fromm, Pacific Lutheran (Wash.), 243-11
- 1958 John Fromm, Pacific Lutheran (Wash.), 251-8
- 1959 Bob Denson, Washburn (Kan.), 239-7
- 1960 Bob Denson, Washburn (Kan.), 233-0
- 1961 Chuck Wilkinson, Redlands (Calif.), 233-7 1/2
- 1962 Steve Curtuce, Portland State (Ore.), 217-11
- 1963 A.G. Boley, Southwestern (Kan.), 232-5 1/2
- 1964 Verner Lagesson, Pacific Lutheran (Wash.), 225-9 1/2
- 1965 Dennis Ellis, Southern Oregon, 216-2
- 1966 Gary Berentsen, Southern Oregon, 231-7
- 1967 Louis Lenfant, Southwestern Louisiana, 235-5
- 1968 Dave VanderGriend, Western Washington, 238-4
- 1969 Frank Brugasser, Wayne State (Neb.), 242-3
- 1970 Drew Stevick, Whitworth (Wash.), 241-6
- 1971 Bob Winn, Ottawa (Kan.), 240-5
- 1972 Tony Grant, Oregon Tech, 237-7
- 1973 John Elliott, Indiana (Pa.), 244-9
- 1974 Jim Feeney, Southern California College, 236-10
- 1975 Tony Grant, Oregon Tech, 242-6
- 1976 Tom Badgley, Eastern Washington, 72.48 (237-10)
- 1977 Dale Grant, Southern Oregon, 72.22 (236-11 1/2)
- 1978 Jim Whitcomb, Bethany (Kan.), 67.10 (219-11)
- 1979 Gary Sechrist, Fort Hays State (Kan.), 70.64 (231-9)

**JAVELIN (cont.)**

- 1980 Mike Barnett, Azusa Pacific (Calif.), 73.88 (242-5)
- 1981 Mike Barnett, Azusa Pacific (Calif.), 77.92 (255-8)
- 1982 Mike Barnett, Azusa Pacific (Calif.), 77.92 (255-8)
- 1983 Mike Barnett, Azusa Pacific (Calif.), 79.22 (259-11)
- 1984 Dan Thomasson, Pittsburg State (Kan.), 75.20 (246-9)
- 1985 Dan Thomasson, Pittsburg State (Kan.), 84.20 (276-3)
- 1986 Rick Simoncic, Pittsburg State (Kan.), 75.46 (247-7)
- 1987 Chris Grantham, Austin College (Texas), 71.34 (234-1)
- 1988 Jon Claymore, Jamestown (N.D.), 62.96 (206-7)
- 1989 Tommy Anderburg, Pt Loma Nazarene, 65.98 (216-6)
- 1990 Nathan Whelham, Whirworth (Wash.), 64.60 (211-11)
- 1991 Erin Bevans, Simon Fraser (B.C.), 63.18 (207-3)
- 1992 Kirt Thompson, Central State (Ohio), 67.88 (222-8)
- 1993 Nary Kennedy, Pt Loma Nazarene (Calif.), 68.08 (223-4)
- 1994 Nary Kennedy, Pt Loma Nazarene (Calif.), 62.80 (206-0)
- 1995 Craig Greis, Western Oregon, 61.94 (203-2)
- 1996 Paulo Freitag, Life (Ga.), 66.58 (218-5)
- 1997 Tony Alvarez, Linfield (Ore.), 65.26 (214-1)
- 1998 Shane Peterson, Pt Loma Nazarene (Calif.), 67.22 (220-6)
- 1999 Shane Peterson, Pt Loma Nazarene (Calif.), 67.72 (222-2)
- 2000 Shane Peterson, Pt Loma Nazarene (Calif.), 61.90 (203-01)
- 2001 Jesse Aust, Azusa Pacific (Calif.), 67.20 (220-6)
- 2002 Justin Cummins, Wayland Baptist (Texas), 68.29 (224-0)
- 2003 Nick Bakke, Oregon Tech, 63.82 (209-04)
- 2004 Ben Bogdanof, Fresno Pacific (Calif.), 62.19 (204-0)
- 2005 Mike Harber, Windsor (Ontario), 64.43 (211-05)
- 2006 Scott Halley, Concordia (Ore.), 71.86 (235-09)
- 2007 Jeff Buller, Bethel (KS), 65.92 (216-03)
- 2008 Jeff Buller, Bethel (Kan.), 65.43 (214-08)

# Men's All-Time Individual Champions

## SHOT PUT

1952	Palmer Retzlaff, South Dakota State, 48-9 7/8
1953	Palmer Retzlaff, South Dakota State, 50-8 1/2
1954	Virgil Elwess, Pepperdine (Calif.), 52-8
1955	Ray Burrus, West Texas State, 51-7 3/4
1956	Ray Burrus, West Texas State, 53-11
1957	Gerald Blansitt, East Texas State, 50-2 Bill Lutjens, South Dakota State, 50-2
1958	Glen Johnson, Occidental (Calif.), 53-7
1959	Dick Verdon, Redlands (Calif.), 54-5 1/2
1960	Dick Verdon, Redlands (Calif.), 54-2 1/2
1961	Tony Conkle, La Verne (Calif.), 55-7 1/2
1962	Dick Jackson, Southern (La.), 54-7 3/4
1963	David Price, U.S. International (Calif.), 59-4 1/2
1964	Lee Johnson, Redlands (Calif.), 58-5
1965	David Price, U.S. International (Calif.), 62-9 3/4
1966	Lee Johnson, Redlands (Calif.), 57-0
1967	Al Feuerbach, Emporia State (Kan.), 56-2 1/4
1968	James Bagby, Prairie View A&M (Texas), 57-7
1969	James Bagby, Prairie View A&M (Texas), 55-11 3/4
1970	Al Feuerbach, Emporia State (Kan.), 61-4 3/4
1971	Erich Hardaway, Sul Ross State (Texas), 58-8 3/4
1972	Doyle Kenady, Oregon College, 57-7 1/2
1973	Sid Gilzow, Southwest Texas State, 58-1 1/2
1974	Don Tutti, Southern California College, 59-0 1/2
1975	Tommy Claerner, Howard Payne (Texas), 58-7 3/4
1976	Jim Howard, Westmont (Calif.), 17.15 (56-3 1/4)
1977	Paul White, Arkansas Tech, 18.57 (60-11 1/2)
1978	Frank Gross, Adams State (Colo.), 19.23 (63-1)
1979	Paul White, Arkansas Tech, 18.56 (60-10 3/4)
1980	Harold Ledet, Angelo State (Texas), 18.58 (60-11 1/2)
1981	Bob Urey, Malone (Ohio), 18.32 (60-1 1/4)
1982	Mike Manders, Hamline (Minn.), 18.60 (61-0 1/4)
1983	Flip Jones, David Lipscomb (Tenn.), 17.45 (57-3)
1984	Flip Jones, David Lipscomb (Tenn.), 17.57 (57-7 3/4)
1985	Chris Rusher, Northwood (Mich.), 17.29 (56-8 3/4)
1986	Christian Okoye, Azusa Pacific (Calif.), 18.05 (59-2 3/4)
1987	Ade Olukoju, Azusa Pacific (Calif.), 18.12 (59-5 1/2)
1988	Randy Settell, Southern Oregon, 18.55 (60-10 1/2)
1989	Ade Olukoju, Azusa Pacific (Calif.), 18.75 (61-6 1/4)
1990	Ade Olukoju, Azusa Pacific (Calif.), 18.34 (60-2)
1991	Jason Wyatt, Azusa Pacific (Calif.), 17.03 (55-10 1/2)
1992	Jason Wyatt, Azusa Pacific (Calif.), 17.88 (58-8)
1993	Jason Wyatt, Azusa Pacific (Calif.), 17.33 (56-10 1/4)
1994	Rene Bustamante, Azusa Pacific (Calif.), 17.53 (57-6 1/4)
1995	Rene Bustamante, Azusa Pacific (Calif.), 18.57 (60-11 1/4)
1996	Jim Arnett, Huntington (Ind.), 17.43 (57-2 1/4)
1997	Jim Arnett, Huntington (Ind.), 18.04 (59-2 1/4)
1998	Paul Steenkolk, Southern Oregon, 18.16 (59-7)
1999	Steve Ercegovac, Taylor (Ind.), 18.86 (61-10 1/2)
2000	Steve Ercegovac, Taylor (Ind.), 20.06 (65-09 3/4)
2001	Steve Ercegovac, Taylor (Ind.), 17.61 (57-9 1/2)
2002	Jesse Roberge, Azusa Pacific (Calif.), 18.24 (59-10 1/4)
2003	Sininsa Ercegovac, Taylor (Ind.), 16.47 (54-00 1/2)
2004	Ray Weisenbarger, Malone (Ohio), 16.29 (53-05 1/2)
2005	Scott Myers, Southern Oregon, 17.05 (55-11 1/4)
2006	Ross Walker, Dickinson State (N.D.), 17.86 (58-07 1/4)
2007	James Ferguson, Azusa Pacific (CA), 17.22 (56-06)
2008	Eric Flores, Black Hills State (S.D.), 17.81 (58-05 1/4)

## HIGH JUMP

1952	Charles Holding, East Texas State, 6-6
1953	Charles Holding, East Texas State, 6-6 3/4
1954	Art Carder, Washburn (Kan.), 6-8 Charles Holding, East Texas State, 6-8
1955	Floyd Smith, Northern Illinois, 6-8
1956	Bob Parksdale, Morgan State (Md.), 6-3 3/4
1957	Bob Sims, Pepperdine (Calif.), 6-7 1/2
1958	Sam Gulley, Whitworth (Wash.), 6-5 1/8
1959	William Wrage, Bemidji State (Minn.), 6-8
1960	Ken Ashley, Willamette (Ore.), 6-7 Charles Lewis, Grambling (La.), 6-7
1961	Ken Ashley, Willamette (Ore.), 6-8
1962	Hans Albertson, Pacific Lutheran (Wash.), 6-8
1963	Ken Ashley, Willamette (Ore.), 6-8
1964	Bill Summers, William Jewell (Mo.), 6-8
1965	Lloyd Higgins, Pasadena (Calif.), 6-8 1/2
1966	John Hartfield, Texas Southern, 6-10 1/4
1967	John Hartfield, Texas Southern, 7-0
1968	Nick Martinez, Northern Arizona, 6-10
1969	Fernando Abugattas, Northwestern (Iowa), 7-0 1/2
1970	Jim Sobieszcyk, Kearney State (Neb.), 7-0
1971	Walden Curry, Delta State (Miss.), 7-0
1972	Walden Curry, Delta State (Miss.), 7-0
1973	Walden Curry, Delta State (Miss.), 7-0
1974	Jack Causey, Southern California College, 6-9
1975	Steve Celsor, Harding (Ark.), 6-11
1976	Greg Mitchell, Eastern Washington, 2.13 (7-0)
1977	Mike Cooper, Cumberland (Ky.), 2.08 (6-10)
1978	Vic White, Eastern Washington, 2.13 (7-0)
1979	Vic White, Eastern Washington, 2.17 (7-1 1/2)
1980	Bruce Beckel, Wisconsin-River Falls, 2.18 (7-2)
1981	Joe Wise, Arkansas Tech, 2.15 (7-0 3/4)
1982	Carl Garcia, Prairie View A&M (Texas), 2.16 (7-1)
1983	James Hawkins, Tarleton State (Texas), 2.20 (7-2 1/2)
1984	James Hawkins, Tarleton State (Texas), 2.14 (7-0 1/4)
1985	Dave Glassburn, Manchester (Ind.), 2.20 (7-2 1/2)
1986	Ronald Pleasant, West Virginia State, 2.10 (6-10 3/4)
1987	Larry Angle, West Virginia State, 2.14 (7-0 1/4)
1988	David Bedford, Oklahoma Christian, 2.10 (6-10 3/4)
1989	Dan Raartjes, Point Loma Nazarene (Calif.), 2.12 (6-11 1/2)
1990	Jeff Martinez, Southern Colorado, 2.17 (7-1 1/2)
1991	Jeff Martinez, Southern Colorado, 2.13 (6-11 3/4)
1992	Percell Gaskins, Northwestern Oklahoma, 2.15 (7-0 1/2)
1993	Dwayne Stanford, Malone (Ohio), 2.14 (7-0 1/4)
1994	Thad Hathaway, Eastern Oregon, 2.18 (7-1 3/4)
1995	Lee Pool, Dallas Baptist (Texas), 2.21 (7-3)
1996	Kevin Carlson, Southern California College, 2.15 (7-0 1/2)
1997	Ryan Ade, East Central Oklahoma, 2.16 (7-1)
1998	A.J. Acker, Western Oregon, 2.15 (7-00 1/2)
1999	A.J. Acker, Western Oregon, 2.15 (7-00 1/2)
2000	Richard Warren, Bethel (Ind.), 2.10 (6-10 3/4)
2001	James Rolle, Florida Memorial, 2.11 (6-11)
2002	Whit Smith, Midland Lutheran (Neb.), 2.16 (7-01)
2003	Whit Smith, Midland Lutheran (Neb.), 2.20 (7-02 1/2)
2004	Whit Smith, Midland Lutheran (Neb.), 2.12 (6-11 1/2)
2005	Mark Moore, MidAmerica Nazarene (Kan.), 2.12 (6-11 1/2)
2006	Mike Mason, British Columbia, 2.22 (7-03 1/4)
2007	Mike Mason, British Columbia, 2.13 (6-11 3/4)
2008	Mike Mason, British Columbia, 2.21 (7-03)

# Men's All-Time Individual Champions

## TRIPLE JUMP

1959	Godfrey Moore, Winston-Salem (N.C.), 48-2 3/4
1960	Godfrey Moore, Winston-Salem (N.C.), 47-5
1961	Ralph Boston, Tennessee State, 48-10 3/4
1962	Arthur Walker, Morehouse (Ga.), 48-0 1/2
1963	Charlie Mays, Maryland State, 47-8 3/4
1964	Norman Tate, North Carolina College, 51-9
1965	Norman Tate, North Carolina College, 49-0
1966	Willie Owens, Southern (La.), 47-4 1/4
1967	John Craft, Eastern Illinois, 49-2 1/2
1968	Henry Granger, Pittsburg State (Kan.), 49-0 1/2
1969	John Craft, Eastern Illinois, 52-2 1/2
1970	Don Warren, Northeastern Louisiana, 51-2
1971	Joshua Owusu, Angelo State (Texas), 50-9 1/4
1972	Marvin Hill, Southern (La.), 50-11 3/4
1973	Joshua Owusu, Angelo State (Texas), 53-0
1974	Joshua Owusu, Angelo State (Texas), 52-10 1/2
1975	Moise Pomaney, Howard Payne (Texas), 52-7
1976	J.O. Amoah, Eastern New Mexico, 15.52 (50-11)
1977	Moise Pomaney, Tarleton State (Texas), 15.65 (51-4 1/4)
1978	Vic White, Eastern Washington, 15.35 (50-4 1/4)
1979	Cary Tyler, Biola (Calif.), 16.32 (53-6 1/2)
1980	Vic White, Eastern Washington, 16.05 (52-8)
1981	Cary Tyler, Biola (Calif.), 16.32 (53-6 1/2)
1982	David McFadgen, Virginia State, 16.19 (53-1 1/2)
1983	Tommy Stewart, Whitworth (Wash.), 15.33 (50-3 1/2)
1984	Edward Williams, Prairie View A&M (Texas), 16.28 (53-5)
1985	Edward Williams, Prairie View A&M (Texas), 15.79 (51-9 3/4)
1986	Dennis McWhinney, Prairie View A&M (Texas), 15.82 (51-11)
1987	Dennis McWhinney, Prairie View A&M (Texas), 15.26 (50-0 3/4)
1988	Lennox Adams, Ouachita Baptist (Ark.), 15.57 (51-1)
1989	Solomon Okundaye, Oklahoma Baptist, 15.49 (50-10)
1990	Etin Otudor, Missouri Baptist, 16.10 (52-9 3/4)
1991	Benjamin Koech, Azusa Pacific (Calif.), 16.18 (53-1)
1992	Michael Dwyer, Central State (Ohio), 16.19 (53-1 1/2)
1993	Dean Richards, Central State (Ohio), 15.41 (50-6 3/4)
1994	Hong Li, Azusa Pacific (Calif.), 16.10 (52-10) w
1995	Hong Li, Azusa Pacific (Calif.), 15.72 (51-7) w
1996	Aaron Young, George Fox (Ore.), 14.82 (48-7 1/2)
1997	Jermaine Dye, Berea (Ky.), 15.49 (50-10)
1998	Jermaine Dye, Berea (Ky.), 15.10 (40-6 1/2)
1999	Randy Lewis, Lindenwood (Mo.), 15.75 (51-8 1/4)
2000	Rob Renschler, Mary (N.D.), 15.07 (49-05 1/2)
2001	Mike Joachimowski, Missouri Valley, 15.27 (50-1 1/4)
2002	Mike Joachimowski, Missouri Valley, 15.33 (50-3 1/2)
2003	Fabian Florant, Lindenwood (Mo.), 15.12 (49-07 1/4)
2004	Fabian Florant, Lindenwood (Mo.), 15.33 (50-03 1/2)
2005	Jamaine Gordon, Lindsey Wilson (Ky.), 15.72 (51-07)
2006	James Jenkins, Lindenwood (Mo.), 15.95 (52-04)
2007	Illiyan Chamov, Lindenwood (Mo.) 15.15 (49-08.50)
2008	Illiyan Chamov, Lindenwood (Mo.) 14.93 (48-11 3/4)

## POLE VAULT

1952	Paul Faulkner, Abilene Christian (Texas), 13-6
1953	Jim Montgomery, Fort Hays State (Kan.), 13-3
1954	Bob Ferguson, Pepperdine (Calif.), 13-9 7/8
1955	Dick Utter, Emporia State (Kan.), 13-10 1/4
1956	Bob Gutowski, Occidental (Calif.), 14-8 1/4
1957	Bob Gutowski, Occidental (Calif.), 14-7
1958	Ed Crouch, Occidental (Calif.), 14-0 1/2
	Bobby McBride, Southwest Texas State, 14-0 1/2
	Dick Moultrie, Whitworth (Wash.), 14-0 1/2
1959	Bob Oden, Emporia State (Kan.), 13-7
1960	Roger Biffle, Humboldt State (Calif.), 14-0 1/4
	Bob Oden, Emporia State (Kan.), 14-0 1/4
1961	Nick Nash, Lamar Tech (Texas), 13-6 1/2
1962	Kent Bauer, Fort Hays State (Kan.), 14-1
1963	John Pennel, Northeastern Louisiana, 15-1
1964	Charles Lorenz, Sam Houston State (Texas), 15-0
1965	Frank Lacina, Sam Houston State (Texas), 15-0
1966	Wayne Wilson, Eastern Washington, 15-4
1967	Dennis Dukesherer, Kearney State (Neb.), 15-5 3/4
1968	Larry Ashley, Northeastern Louisiana, 16-0 1/4
1969	Curt Hisaw, Eastern Washington, 16-1 1/4
1970	Curt Hisaw, Eastern Washington, 16-3 3/4
1971	Rickey Parris, McMurry (Texas), 16-4
1972	Rickey Parris, McMurry (Texas), 16-0
1973	Steve Hardison, Fresno Pacific (Calif.), 16-6 1/4
1974	Gary Grubb, Fort Hays State (Kan.), 15-6
1975	Douglas Sparks, Southwest Texas State, 15-8
1976	Douglas Sparks, Southwest Texas State, 4.92 (16-2)
1977	Rick Cotton, Doane (Neb.), 4.98 (16-4)
1978	Billy Olson, Abilene Christian (Texas), 5.05 (16-7)
1979	Billy Olson, Abilene Christian (Texas), 5.35 (17-6 3/4)
1980	Billy Olson, Abilene Christian (Texas), 5.53 (18-2)
1981	Brad Pursley, Abilene Christian (Texas), 5.26 (17-3)
1982	Billy Olson, Abilene Christian (Texas), 5.56 (18-3)
1983	Rory Chilton, Arkansas Tech, 4.9 (16-1)
1984	Kurt Siebold, Oklahoma Christian, 4.73 (15-6)
1985	Patrick Gellens, Concordia (Neb.), 5.00 (16-4 3/4)
1986	Ron Milford, Point Loma Nazarene (Calif.), 4.89 (16-0 3/4)
1987	Tim Lomheim, Azusa Pacific (Calif.), 5.08 (16-8)
1988	Flay Deats, Wayland Baptist (Texas), 5.17 (16-11 1/2)
1989	Gene Brooks, Concordia (Neb.), 5.10 (16-8 3/4)
1990	Brian Kelly, Malone (Ohio), 5.17 (16-11 1/2)
1991	Brian Kelly, Malone (Ohio), 5.18 (17-0)
1992	Vince Beresford, Azusa Pacific (Calif.), 5.26 (17-3)
1993	Curt Heywood, Linfield (Ore.), 5.25 (17-2 3/4)
1994	Roman Botcharnikov, Missouri Valley, 5.32 (17 5 1/2)
1995	Dave Cross, Linfield (Ore.), 5.10 (16-8 3/4)
1996	Russell Watson, Southern Nazarene (Okla.), 5-10 (16-8 3/4)
1997	Chad Stadler, Jamestown (N.D.), 4.95 (16-2 3/4)
1998	T.J. Kloster, Concordia (Neb.), 5.10 (16-8 3/4)
1999	Ben Daniel, Southern Nazarene (Okla.), 4.95 (16-2 3/4)
2000	T.J. Kloster, Concordia (Neb.), 4.95 (16-02 3/4)
2001	Kelly Howerton, William Jewell (Mo.), 4.88 (16-0)
2002	T.J. Kloster, Concordia (Neb.), 5.34 (17-06 1/4)
2003	Shawn Trimble, Eastern Oregon, 5.06 (16-07 1/4)
2004	Jason Scott, Cedarville (Ohio), 5.07 (16-07 1/2)
2005	Robbie Johnston, Southern Oregon, 5.20 (17-00 3/4)
2006	Mark Hollis, Olivet Nazarene (Ill.), 5.25 (17-02 3/4)
2007	Mark Hollis, Olivet Nazarene (IL), 5.33 (17-05 3/4)
2008	Ryan Musselman, Southern Oregon, 4.85 (15-11)



NATIONAL ASSOCIATION OF  
INTERCOLLEGIATE ATHLETICS



## HAMMER THROW

1968	August Zilincar, Monmouth (N.J.), 196-7
1969	Jack Panzica, Adelphi (N.Y.), 186-3
1970	John Smiley, Eastern Michigan, 162-8
1971	John Smiley, Eastern Michigan, 167-3
1972	Jim Neugent, Oklahoma Christian, 194-4
1973	Murray Keating, Simon Fraser (B.C.), 200-11
1974	Tom Carr, Aquinas (Mich.), 164-4
1975	Rusty Price, Southeastern Louisiana, 170-9
1976	Ken Brown, Biola (Calif.), 52.30 (171-7)
1977	Danny Neugent, Oklahoma Christian, 52.18 (171-3)
1978	Harold Willers, Simon Fraser (B.C.), 55.55 (181-11)
1979	Harold Willers, Simon Fraser (B.C.), 59.94 (196-8)
1980	Harold Willers, Simon Fraser (B.C.), 59.56 (195-5)
1981	Doug Barnett, Azusa Pacific (Calif.), 62.60 (205-4)
1982	Doug Barnett, Azusa Pacific (Calif.), 68.84 (225-10)
1983	Roger Axelsson, Point Loma Nazarene (Calif.), 60.82 (199-6)
1984	Christian Okoye, Azusa Pacific (Calif.), 62.96 (206-7)
1985	Phil Mann, Azusa Pacific (Calif.), 67.70 (221-1)
1986	Mike Maynard, Azusa Pacific (Calif.), 66.38 (217-9)
1987	Jon Torrence, Central Washington, 57.18 (187-7)
1988	Steve Prokop, Azusa Pacific (Calif.), 65.30 (214-3)
1989	Ryan McCann, Azusa Pacific (Calif.), 58.52 (192-0)
1990	Ade Olukaju, Azusa Pacific (Calif.), 54.88 (180-0)
1991	Ryan McCann, Azusa Pacific (Calif.), 58.62 (192-4)
1992	Per Karlsson, Point Loma Nazarene (Calif.), 70.46 (231-2)
1993	Ryan Parshail, Western Oregon, 58.86 (193-1)
1994	Hugo Scevola, Point Loma Nazarene (Calif.), 62.44 (204-10)
1995	Rene Bustamante, Azusa Pacific (Calif.), 59.22 (194-3)
1996	Daniel Nelson, Western Oregon, 57.82 (189-8)
1997	Marten Ejdervall, Life (Ga.), 68.14 (223-7)
1998	Robert Quackenbush, Missouri Valley, 60.71 (199-2)
1999	Zaven Tootikian, Western Oregon, 57.72 (189-4)
2000	Mike Tsoukalas, Life (Ga.), 56.98 (186-11)
2001	Chitrahan Greer-Travis, Siena Heights (Mich.), 53.88 (176-9)
2002	Jesse Roberge, Azusa Pacific (Calif.), 55.71 (182-9)
2003	Mike Caro, Siena Heights (Mich.), 56.86 (186-06)
2004	Shlomi Ben-Shushan, Fresno Pacific (Calif.), 56.25 (184-06)
2005	Will Moman, Doane (Neb.), 59.76 (196-01)
2006	Will Moman, Doane (Neb.), 62.97 (206-07)
2007	Eric Flores, Black Hills State (SD), 65.53 (215-00)
2008	Greg Schultz, Concordia (Ore.), 63.21 (207-04)



## DECATHLON

1969	Jeff Bennett, Oklahoma Christian, 7551
1970	Jeff Bennett, Oklahoma Christian, 7304
1971	Bruce Jenner, Graceland (Iowa), 7407
1972	Gary Hill, Oklahoma Christian, 7538
1973	David Bahr, Graceland (Iowa), 7011
1974	James Herron, Cameron (Okla.), 6939
1975	James Herron, Cameron (Okla.), 7086
1976	Bruce Kupersmith, Azusa Pacific (Calif.), 7179
1977	Bill Waters, Point Loma (Calif.), 7365
1978	Bill Waters, Point Loma (Calif.), 7288
1979	Gary Wise, Azusa Pacific (Calif.), 7461
1980	Gary Wise, Azusa Pacific (Calif.), 7331
1981	Doug Larson, Whitworth (Wash.), 7516
1982	Greg Culp, Arkansas-Monticello, 7304
1983	Phil Schot, Pacific Lutheran (Wash.), 7542
1984	Doug Loisel, Azusa Pacific (Calif.), 7623
1985	Patrick Gellens, Concordia (Neb.), 7577
1986	Mark Elliston, Oklahoma Baptist, 7023
1987	Jack Nance, Azusa Pacific (Calif.), 6923
1988	Jack Nance, Azusa Pacific (Calif.), 7189
1989	Ryan Pschigoda, Hillsdale (Mich.), 7014
1990	Ryan Pschigoda, Hillsdale (Mich.), 7174
1991	Brad Swanson, Moorhead State (Minn.), 7147
1992	David Pope, Azusa Pacific (Calif.), 7040
1993	Vaughan Mealy, Azusa Pacific (Calif.), 6959
1994	Alper Kasapoglu, Western Oregon, 7596
1995	Alper Kasapoglu, Western Oregon, 7685
1996	Alper Kasapoglu, Western Oregon, 7818
1997	Alper Kasapoglu, Western Oregon, 7484
1998	Tage Peterson, Azusa Pacific (Calif.), 7235
1999	Joe Cebulski, Taylor (Ind.), 7431
2000	Bryan Clay, Azusa Pacific (Calif.), 7373
2001	Chris Carlson, Azusa Pacific (Calif.), 6826
2002	Chris Carlson, Azusa Pacific (Calif.), 7044
2003	Ben Bogdanof, Fresno Pacific (Calif.), 6815
2004	Ben Bogdanof, Fresno Pacific (Calif.), 6936
2005	Ben Knight, Dickinson State (N.D.), 6965
2006	Sergiy Oliynyk, Wayland Baptist (Texas), 7198
2007	Sergiy Oliynyk, Wayland Baptist (TX), 6733
2008	Jonathan Hilton, Oklahoma Baptist, 7127



# Men's All-Time Relay Champions

## 4x100-METER RELAY

- 1963 Texas Southern (Overton Williams, Charles Wright, T.J. Bell, Lester Milburn), 41.7\*  
1964 Southern (La.) (Henry Brown, Peter King, James Guy, George Anderson), 40.4\*  
1965 Southern (La.) (Harvey Nairn, Karl Hartfield, Webster Johnson, George Anderson), 41.2\*  
1966 Southern (La.) (Harvey Nairn, Grundy Harris, Webster Johnson, George Anderson), 39.9\*  
1967 Southern (La.) (Willie Davenport, Grundy Harris, Oliver Ford, William Miller), 40.0\*  
1968 Stephen F. Austin (Texas) (Andrew Hopkins, Henry Malone, Bill Cramer, Doug Moore), 40.1\*  
1969 Southern (La.) (Robert Collins, Oliver Ford, Bernard Austin, Ira Collins), 40.4\*  
1970 Texas Southern (Ronald Washington, Willie Polk, Ernest Williams, Robert Taylor), 40.0\*  
1971 North Carolina Central (Melvin Bassett, Ron Draper, Jerry Monroe, Larry Black), 40.4\*  
1972 North Carolina Central (Charles Foster, Jeff Horsley, Larry Black, Julius Sang), 39.5\*  
1973 Texas Southern (Amos Sumpter, Ernest Pough, Robert Taylor, Eddie Snow), 40.2\*  
1974 Texas Southern (Amos Sumpter, Ernest Pough, Robert Taylor, Ainsley Armstrong), 39.8\*  
1975 Southeast Louisiana (Gregg Lawrence, Isiah Douglas, Wayne Hardy, Ralph Smith), 40.05\*  
1976 Mississippi Valley State (Dyral Robinson, General Reeves, Edward Wilson, Thomas Malliard), 41.12\*  
1977 Jackson State (Miss.) (Tommie Dennis, Earl Thomas, Alfred McCullough, Dennis Trott), 40.64\*  
1978 Texas Southern (Larry Kimbles, Ricky Moxey, Fred Taylor, Kenneth Williams), 40.83\*  
1979 Jackson State (Miss.) (Isadore Johnson, Dennis Trott, Gregory Rasdale, Morris Jackson), 40.1\*  
1980 Mississippi Valley State (Frederick Johnson, Larry White, Reginald Williamson, Charles Pickens), 40.22\*  
1981 Texas Southern (Michael Nettles, Sertaeo Burnett, Franklin Williams, Ricky Moxey), 40.10  
1982 Abilene Christian (Texas) (Steve Parker, Tom Thompson, Arthur Williams, Albert Lawrence), 40.03  
1983 Hampton Institute (Va.) (Charlie Dannelly, Lee Roy Delk, Robert Brown, Darryl Skinner), 40.56  
1984 Prairie View A&M (Texas) (Terry Graham, Byron Sweet, Eric Pogue, Kevin McKinley), 40.73  
1985 Wayland Baptist (Texas) (Morris Egon, Alrick Munroe, Dennis Moore, Devon Morris), 40.02  
1986 Azusa Pacific (Calif.) (Herbie Akpom, Jimmy Spotville, Brian Arnold, Patrick Nwankwo), 40.58  
1987 Pittsburg State (Kan.) (Monte Weathers, Darryl Wren, Greg Harrod, Jimmy Moulds), 40.71  
1988 Prairie View A&M (Texas) (Felton Nails, Eric Pogue, Karenton Facey, Charles Bruce), 40.38  
1989 Azusa Pacific (Calif.) (Paul Dennis, Felix Sandy, Eddie Carbin, Patrick Nwankwo), 40.96  
1990 Ouachita Baptist (Ark.) (Mason Nall, Robert Kemp, Pat Hall, Rodgers Gaines), 41.67  
1991 Southern-New Orleans (La.) (Stephen Henry, Andre Brown, Michael Sylvester, Andrew Tynes), 40.69  
1992 Southern Arkansas (Shannon Heard, Keith Smith, Sherman Evans, Marcus Murphy), 40.82  
1993 Central State (Ohio) (Adrian McDaniel, Anthony Pryce, Howard Rhoden, Neil DeSilva), 40.58  
1994 Doane (Neb.) (Jeremy Buckner, Eric Kincaide, Jered Salazer, Brian Elliott), 40.80  
1995 Central State (Ohio) (Adrian McDaniel, Sayon Cooper, Syan Williams, Neil DeSilva), 39.92  
1996 Central State (Ohio) (Marcus Mars, Sayon Cooper, Syan Williams, Craig Tomlinson), 40.56  
1997 Doane (Neb.) (Greg Albright, Mike Smith, Thaddeus Shannon, Greg Ray), 40.50  
1998 Doane (Neb.) (Mike Smith, Travis Tiysdal, Raymoun Adams, Greg Ray), 40.58  
1999 Oklahoma Baptist (Jason Mathis, Corey Coleman, Jamaal Jackson, David Phillips), 40.63  
2000 Huston-Tillotson (Texas) (Jason Gerald, Jamel Williams, Richard Petty, Serg Bengono), 41.01  
2001 McKendree (Ill.) (Chadwick Dennis, Marc King, Nicholas Powell, Marlon Barnaby), 39.80  
2002 Lindenwood (Mo.) (Kevin Arthurton, Irvin Browne, Kurt Gibbons, Wayne Robinson), 40.88  
2003 Lindenwood (Mo.) (Kevin Arthurton, Irvin Browne, Deno Campbell, Kurt Gibbons), 40.88  
2004 Lindenwood (Mo.) (Juan Walker, Michael Rodgers, Bill John, Kurt Gibbons), 40.01  
2005 Lindenwood (Mo.) (Juan Walker, Machael Rodgers, Stephon Johnson, Kendrick Triggs), 39.40  
2006 Lindenwood (Mo.) (Patrick Holwerda, Rascive Grant, Jody Sneed, Michael Rodgers), 40.84  
2007 Oklahoma Baptist (Lamar Baskin, Olabashomi Bashorun, Dominique Matthews, Mike Rodgers), 40.32  
2008 Doane (Neb.) (Kedrick Kelley, D'Artagnan Da'ire, Jess Wimmer, Paulvince Obuon), 40.86

\*440-yard relay

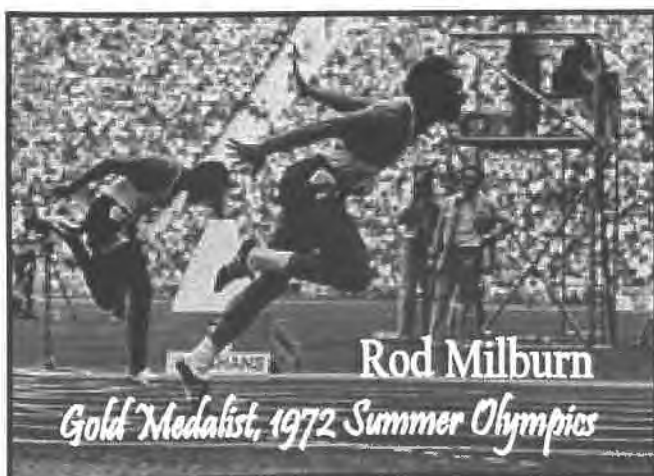
## 4x800-METER RELAY

- 1998 Findlay (Ohio) (Damien Spates, Brian Meinarei, Kenny Daniel, Ricky Bell), 7:39.42  
1999 California Baptist (James Adams, Ricardo Valenzuela, Nathan Browne, Ricky Etheridge), 7:29.85  
2000 Cumberland (Ky.) (Will Hodges, Bob Adams, Jackson Ochoka, Anthony Kabara), 7:34.04  
2001 Cumberland (Ky.) (Christian Key, Thetlon Detry, Joe Salvato, Anthony Kabara), 7:33.26  
2002 Cumberland (Ky.) (Christian Key, Thetlon Detry, Joe Salvato, Anthony Kabara), 7:37.15  
2003 Azusa Pacific (Calif.) (Brian Wardell, Kevin Lindsey, Micah Strom, Tim Ramirez), 7:33.03  
2004 Azusa Pacific (Calif.) (Danny Reid, Peter Franz, Kevin Lindsey, Brandon Shaw), 7:26.13  
2005 Azusa Pacific (Calif.) (Tim Ramirez, Kevin Lindsey, Caleb Lynch, Danny Reid), 7:26.57  
2006 Azusa Pacific (Calif.) (Kevin Lindsey, Danny Reid, Caleb Lynch, Tim Ramirez), 7:32.20  
2007 Azusa Pacific (Calif.) (Peter Sherman, Jason Zichterman, Caleb Lynch, Aron Rono), 7:30.70  
2008 Indiana Wesleyan (Jason Wenzel, David Slabaugh, Joshua Miller, Josh Foss), 7:33.53

#### 4x400-METER RELAY

- 1963 Maryland State (Ed Skinner, Russell Rogers, Charlie Mays, Earl Rogers), 3:13.5\*
- 1964 East Texas State (Bridges Ballowe, R.L. Lasater, Ronnie McNeil, Morris Kyser), 3:16.5\*
- 1965 Southern (La.) (Robert Johnson, Anthony Gates, Everett Mason, Theron Lewis), 3:09.3\*
- 1966 Southern (La.) (Darrow Dodson, Anthony Gates, Robert Johnson, Theron Lewis), 3:10.7\*
- 1967 Arkansas AM&N (Walter Smith, Henry Smothers, Harold Francis, Elbert Stinson), 3:05.4\*
- 1968 Prairie View A&M (Texas) (Fred Newhouse, Alvin Dotson, Felix Johnson, Thurman Boggess), 3:06.5\*
- 1969 Prairie View A&M (Texas) (T.C. Minor, Fred Newhouse, Jesse Ball, Felix Johnson), 3:10.2\*
- 1970 Prairie View A&M (Texas) (J.B. Haggerty, Fred Newhouse, Hise Austin, T.C. Minor), 3:10.0\*
- 1971 Prairie View A&M (Texas) (T.C. Minor, Cornell Evans, Alvin Dotson, Ray Geter), 3:10.2\*
- 1972 North Carolina Central (Melvin Bassett, Robert Ouko, Julius Sang, Larry Black), 3:04.8
- 1973 Stephen F. Austin (Texas) (Dan Mayes, Rick Britain, Bobby Coleman, Charles McManus), 3:08.9\*
- 1974 Prairie View A&M (Texas) (Johnson Fields, Cornell Evans, John Barrett, Ray Geter), 3:12.2\*
- 1975 Texas Southern (James Taylor, Maxves Tolen, Ernest Pough, Robert Taylor), 3:08.12\*
- 1976 Linfield (Ore.) (Keith Lazelle, Stew Minors, Randy Carter, Carl Shaw), 3:11.60\*
- 1977 Jackson State (Miss.) (Dennis Duckworth, Alvin Jackson, Rickey Myles, Earl Thomas), 3:07.82\*
- 1978 Prairie View A&M (Texas) (Clifford Terrell, Joe Johnson, Evans White, James Hunt), 3:10.11\*
- 1979 Texas Southern (Clifton Perry, Michael Joseph, Robert Bullard, Fred Taylor), 3:07.2\*
- 1980 Texas Southern (Michael Joseph, Kenneth Williams, Robert Bullard, Tyrone Cross), 3:07.2\*
- 1981 Mississippi Valley State (Nathaniel Sloan, Eugene Sanders, Randy Dixon, Larry White), 3:05.40
- 1982 Saginaw Valley State (Mich.) (Ev Lalas, Rick Brown, Bill Olson, Ed Brown), 3:11.39
- 1983 Azusa Pacific (Calif.) (John Shalongo, Doug Loisel, Ted Campbell, Innocent Egbunike), 3:09.77
- 1984 Saginaw Valley State (Mich.) (Mike Topolowski, Jim Featherston, Ricky Brown, Eddie Brown), 3:09.37
- 1985 Wayland Baptist (Texas) (Dennis Moore, Moses Ugbisie, Patrick Nwanguzo, Devon Morris), 3:06.84
- 1986 Central Arkansas (Jamie Holt, Byron Bailey, Kervin Erving, Kenneth Davis), 3:09.93
- 1987 Prairie View A&M (Texas) (Eric Pogue, Lance Treene, Anthony Christie, Kevin McKinley), 3:11.1
- 1988 Prairie View A&M (Texas) (Charles Bruce, Felton Nails, Eric Pogue, Anthony Christie), 3:05.42
- 1989 Central Arkansas (Chuck Mitchell, Patrick Woodson, Anthony Gardner, Kenneth Davis), 3:08.70
- 1990 Prairie View A&M (Texas) (Paul Reliford, Carrington Facey, Anthony Christie, Livingston Roach), 3:09.04
- 1991 Central State (Ohio) (Howard Rhoden, Benford Clay III, Floyd Howell, Hugh Powell), 3:08.08
- 1992 Central State (Ohio) (Mark Detailleur, Wayne Lawrence, Anthony Pryce, Hugh Powell), 3:06.68
- 1993 Prairie View A&M (Texas) (James Shaw, Johnny Hayes, Kirk Douglas, Carlos Hayward), 3:06.24
- 1994 Central State (Ohio) (Howard Rhoden, Wayne Lawrence, Sayon Cooper, Hugh Powell), 3:08.34
- 1995 Oklahoma Baptist (Larry McFarlin, Zepee Mberiuana, Immanuel Kharigub, Raymond Strauss), 3:08.67
- 1996 Prairie View A&M (Texas) (Erick McLemore, Anthony Dabney, Shellie Dick, Lenear Dakari), 3:05.54
- 1997 Prairie View A&M (Texas) (Ebony Brown, Shellie Dick, Danny Battle, Dakari Lenear), 3:05.74
- 1998 Southern-New Orleans (La.) (Eldridge Darling, Michael Blackwood, Christopher Brown, Dwayne Miller), 3:05.5
- 1999 Wayland Baptist (Texas) (Matt Strickland, Carmichael Williams, Bryan Poindexte, Marcus Weaver), 3:11.40
- 2000 Oklahoma Baptist (Justin Klein, Mark Downing, David Phillips, Jamaal Jackson), 3:12.31
- 2001 MidAmerica Nazarene (Kan.) (Vincent Hobbs, Bernard Springfield, Branson Earls, Kelvin Lee), 3:09.64
- 2002 MidAmerica Nazarene (Kan.) (Vincent Hobbs, Jermaine Ricketts, Brandon Earls, Ryan Raber), 3:09.20
- 2003 Azusa Pacific (Calif.) (Steve Helfernan, Rob Jarvis, Tim Ramirez, Nate Farris), 3:12.49
- 2004 Azusa Pacific (Calif.) (Gabe Cabrera, Chris Page, Matt Parish, Tony Ramirez), 3:09.03
- 2005 Oklahoma Baptist (Cling Goodson, Pat Brown, T.J. Lightsey, Leonarde Smith), 3:08.44
- 2006 Oklahoma Baptist (Clint Goodson, James Hall, Leonarde Smith, T.J. Lightsey), 3:11.06
- 2007 St. Gregory's (OK) (Joe Hughes, Jerry Jones, William McCaskill, Deshaun Thornton), 3:07.55
- 2008 Dickinson State (N.D.) (Allan Ayala, John Ingraham, Sean Pickstock, Ramon Miller), 3:09.20

\*Mile relay






**Women's Outdoor Track and Field  
ALL-TIME TEAM CHAMPIONSHIPS**

Prairie View A&M (Texas)	9
Central State (Ohio)	5
Azusa Pacific (Calif.)	3
Doane (Neb.)	2
Life (Ga.)	2
Simon Fraser (B.C.)	2
Southern-New Orleans (La.)	2
McKendree (Ill.)	1
Missouri Baptist	1
Texas Southern	1
Wayland Baptist (Tex.)	1



**Men's Outdoor Track and Field  
ALL-TIME TEAM CHAMPIONSHIPS**

Azusa Pacific (Calif.)	14
Texas Southern	5
Abilene Christian (Texas)	4
Life (Ga.)	4
Dickinson State (N.D.)	3
Occidental (Calif.)	3
Southern-Baton Rouge (La.)	3
Eastern Michigan	2
Eastern New Mexico	2
Mississippi Valley State	2
Prairie View A&M (Texas)	2
Winston-Salem (N.C.)	2
Oklahoma Baptist	2
Central State (Ohio)	1
Emporia State (Kan.)	1
Jackson State (Miss.)	1
Lindenwood (Mo.)	1
Lubbock Christian (Texas)	1
Maryland State	1
North Carolina Central	1
South Dakota State	1
Southeastern Louisiana	1



**Aron Rono**  
*Azusa Pacific (Calif.) 2005-2008*

NATIONAL ASSOCIATION OF  
INTERCOLLEGIATE ATHLETICS



The NAIA exists to advance character-driven intercollegiate athletics. The long held mission of the NAIA is to promote the education and development of well-rounded students and productive citizens through intercollegiate athletics.

## ATHLETICS



- The NAIA has 45,000 student-athletes participating at nearly 300 member colleges and universities throughout the United States and Canada.

- The NAIA offers 23 championships in 13 sports and offers championship opportunities at the conference and national level.

## CHARACTER



- The NAIA focuses on character development of student-athletes with the *Champions of Character* program.

- By following the five tenets of **responsibility, respect, integrity, servant leadership,** and **sportsmanship,** NAIA student-athletes will understand character values inside and outside of the sports setting.

## ACADEMICS



- The NAIA emphasizes the importance of academics while participating in athletics.

- The NAIA offers the Daktronics Scholar-Athlete program recognizing junior and senior student-athletes with a minimum cumulative GPA of 3.5 (on a 4.0 scale)



## Official **NAIA** Merchandise

**ON-SITE SALES AT NATIONAL CHAMPIONSHIP  
WEB-SALES THROUGH NAIA STORE**

[[www.naia.org](http://www.naia.org) or [www.finedesignsapparel.com](http://www.finedesignsapparel.com)]

Fine Designs, Inc. specializes in making available to you, a variety of quality imprinted sportswear commemorating this very special event. The shirt is created as you wait, meaning you choose what gets printed on it. There are a variety of choices like, multiple logo designs, extra sleeve prints, generic NAIA graphics, and especially the team roster with your school name on it.

It's easy! When you walk up to our booth at the event, just let our staff know what you want and it's done in about 2 minutes. If we miss you, remember, it's not too late! Just call the number below and place your order by phone. We'll have it shipped to you just like that! So don't forget your shirt this year.



**Fine Designs**  
IMPRINTED SPORTSWEAR

COME AND SEE US FOR YOUR EVENT T-SHIRTS AND APPAREL

# 515-986-1848

[www.FineDesignsApparel.com](http://www.FineDesignsApparel.com) FAX: 972-480-0623 EMAIL: [fdwebmanager@gmail.com](mailto:fdwebmanager@gmail.com)