

11-20-1976

## Cedarville vs. Marion

Cedarville University

Follow this and additional works at: [https://digitalcommons.cedarville.edu/mens\\_basketball\\_statistics](https://digitalcommons.cedarville.edu/mens_basketball_statistics)



Part of the [Higher Education Commons](#), and the [Sports Studies Commons](#)

### Recommended Citation

Cedarville University, "Cedarville vs. Marion" (1976). *Men's Basketball Statistics*. 106.  
[https://digitalcommons.cedarville.edu/mens\\_basketball\\_statistics/106](https://digitalcommons.cedarville.edu/mens_basketball_statistics/106)

This Statistics is brought to you for free and open access by DigitalCommons@Cedarville, a service of the Centennial Library. It has been accepted for inclusion in Men's Basketball Statistics by an authorized administrator of DigitalCommons@Cedarville. For more information, please contact [digitalcommons@cedarville.edu](mailto:digitalcommons@cedarville.edu).

## SUMMARY SHEET

CEDARVILLE VS MARION


DATE: 11-20-76

NAME	Games	No.	Field Goals			Free Throws			Total Pts	Game Avg	Rebounds			Assists	Recoveries	Personal Fouls	Turnovers		
			M	A	%	M	A	%			Def	Off	Avg				Bad Pass	Fun.	Vio
			WAITERS			7	8	87.5			5	8	62.5				19		2
REEP			5	12	41.7	2	2	100	12		4	6	10	5	2	1	1	0	1
WOOD			2	8	25	2	5	40	6		6	3	9	1	3	2	1	0	2
LOWES			8	16	50	-	-	-	16		7	2	9	2	1	4	2	2	3
SMITH			5	8	62.5	-	-	-	10		8	0	8	2	1	3	1	1	2
POTTER			1	2	50	-	-	-	2		2	0	2	5	5	1	2	2	0
ALLEN			1	4	25	-	-	-	2		0	1	1	1	0	2	0	0	3
THACKER			0	1	-	-	-	-	-		-	-	-	-	-	-	1	-	-
TEAM											-	2	2		10				
CEDARVILLE			29	59	49.2	9	16	56.3	67		29	15	54	23	24	14	9	7	14
OPPONENTS			28	73	38.4	5	9	55.6	61		18	16	34	15	30	17	10	7	7

CEDARVILLE COLLEGE SHOOTING CHART

DATE 11/20/76

HALF 2<sup>ND</sup> VS. MARION  
R. Meel



CEDARVILLE; F.G. ATT. 24  
F.G. MADE 14  
SCORE 35

F.G. PCT. 58.3

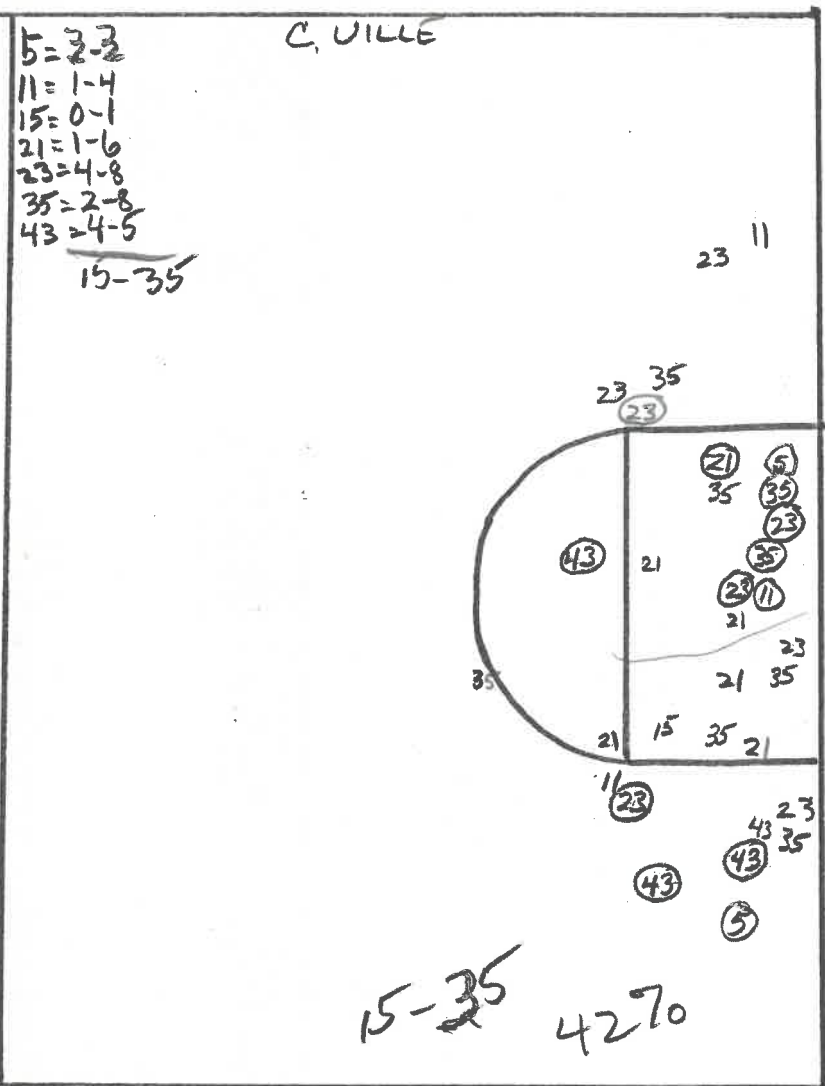
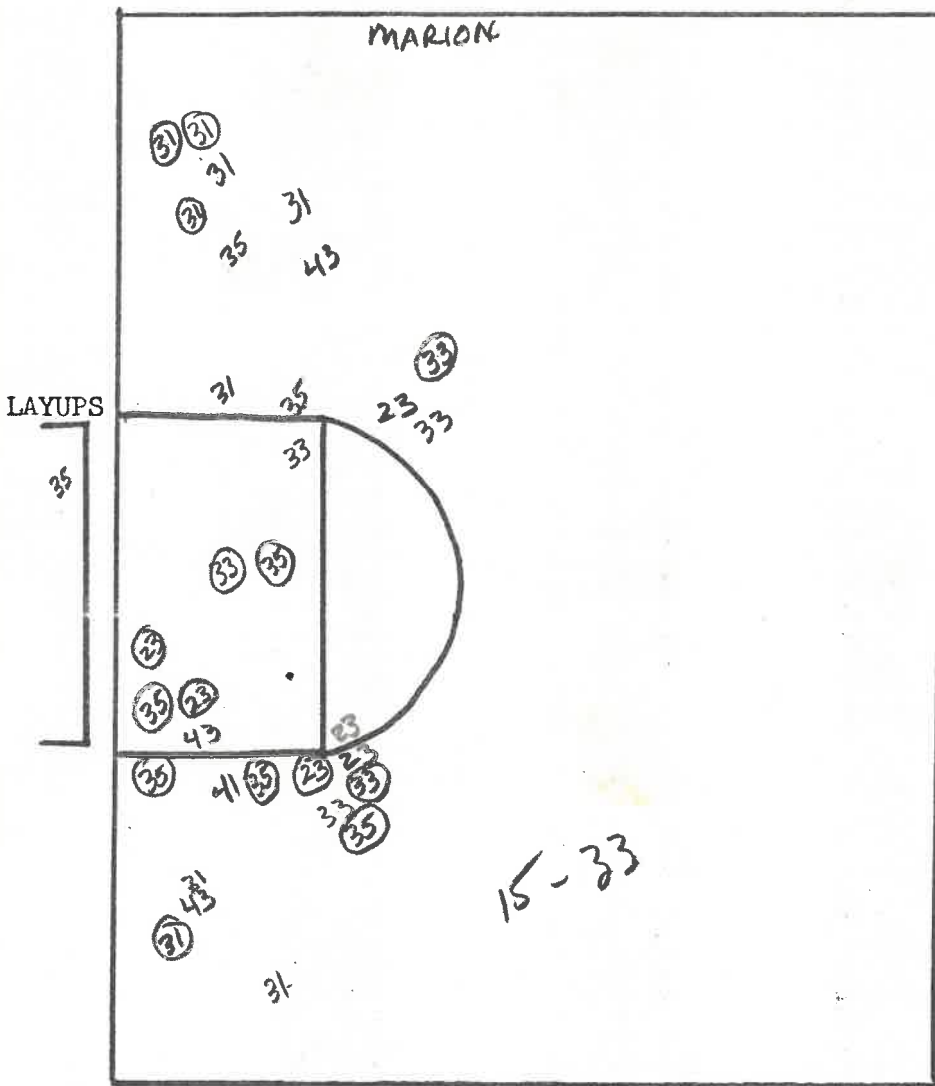
OPPONENTS: F.G. ATT. 40  
F.G. MADE 13  
SCORE 31

F.G. PCT. 32.5

CEDARVILLE COLLEGE SHOOTING CHART

DATE 11/20/76

HALF 1<sup>ST</sup> VS. MARION  
*R. meel*



5 = 2-3  
 11 = 1-4  
 15 = 0-1  
 21 = 1-6  
 23 = 4-8  
 35 = 2-8  
 43 = 4-5  
15-35

CEDARVILLE; F.G. ATT. 33  
 F.G. MADE 15  
 SCORE 30

F.G. PCT. 45.5

OPPONENTS: F.G. ATT. 35  
 F.G. MADE 15  
 SCORE 32

F.G. PCT. 42.8

1ST HALF

PLBOUNDS

TURNOVERS

TURNOVERS

	#	PLBOUNDS		Total	Assists	TURNOVERS			
		OFF.	DEF.			Fumble	Bad Pass	Violation	Recover
WATERS	5	I			IIII	I	I		
REEP	35	III	II		II		I		
WOOD	21	III	II		I			I	II
LONES	23	I	III		I	I	II	I	
SMITH	43		III			I		II	I
POTTER	15		I		II		I		II
ALLEN	11	I			I			III	
TEAM									III
OPPONENTS		III 5	III III 8	13	III III III 9	III	III	III	III III III
TOTALS		12	13	25	11	3	5	7	11

CEDARVILLE				OPP.			
To	#	+ Pt.	Re	To	#	+ Pt.	Re
5	1	+		-	1	+	
23	2	+		41	2	+	
43	3	+	2	35	3	+	2
23	4	+		23	4	+	
35	5	+		35	5	+	
5	6	+	2	43	6	+	2
15	7	+	2	23	7	+	2
11	8	+		-	8	+	
23	9	+		41	9	+	
11	10	+	2	35	10	+	
43	11	+		43	11	+	2
23	12	+	2		12	+	
21	13	+			13	+	
43	14	+	2		14	+	
11	15	+	2		15	+	
	16	+			16	+	
	17	+			17	+	
	18	+			18	+	
	19	+			19	+	
	20	+			20	+	
	21	+			21	+	
	22	+			22	+	
	23	+			23	+	
	24	+			24	+	
	25	+			25	+	
	26	+			26	+	

Cedarville vs. MARION  
Date 11-20-76



2ND

KLPOUNDS

TURNOVERS

TURNOVERS

	#	KLPOUNDS			TURNOVERS				CEDARVILLE				OPP.						
		OFF.	DEF.	Total	Assists	Fumble	Bad Pass	Violation	Recovery	TO	#	+	Pts	Rec	TO	#	+	Pts	Rec
WAITERS	5					I				21	1	+	1		35	1	+	2	
REEP	35	I						I		5	3	+	2		23	3	+	2	
WOOD	21						I	I	I	15	4	+			45	4	+		
LONES	23	I			I	I			I	21	6	+	1		15	6	+		
SMITH	43						I			13	7	+			35	7	+	2	
POTTER	15		I				I			35	8	+	2		43	8	+		
THACKER							I			5	9	+			35	9	+		
										15	10	+			31	10	+	2	
										43		+	2		35	11	+	2	
										15		+	2		31	12	+	2	
										23	13	+			35	13	+		
										23	14	+				14	+		
										5	15	+	2			15	+		
											16	+				16	+		
											17	+				17	+		
											18	+				18	+		
											19	+				19	+		
											20	+				20	+		
											21	+				21	+		
											22	+				22	+		
TEAM	I										23	+				23	+		
											24	+				24	+		
											25	+				25	+		
											26	+				26	+		
OPPONENTS																			
TOTALS																			

Cedarville vs. MARION  
Date 11-20-76



REBOUNDS

TURNOVERS

TURNOVERS

LAYER # OFF. DEF. Total Assists Fumble Bad Pass Violation Recovery

CEDARVILLE

OPP.

TO # + Pts Rec

TO # + Pts Rec

Wood

21

|||

||

5

Assists

Fumble

Bad Pass

Violation

Recovery

Waters 1 + 0 35

23 1 + 0 Team

Lones 2 + 0 35

41 2 + 2 Team

S. <sup>5</sup> 3 + 2 Team

23 3 + 0 Waiters

Lones 4 + 0 Team

41 4 + 0 Team

Reep 5 + 0 Team

35 5 + 2 Wood

Reep 6 + 2 Team

23 6 + 2 Wood

Potter 7 + 2 Team

41 7 + 0 Potter

Lones 8 + 0 Team

35 8 + 0 Potter

Allen 9 + 2 Team

43 9 + 2 Team

Smith 10 + 0 Team

10 +

Lones 11 + 2 35

11 +

Wood 12 + 0 Team

12 +

S. <sup>8</sup> 13 + 2 35

13 +

Allen <sup>goal</sup> 14 + 2 Team

14 +

15 +

15 +

16 +

16 +

17 +

17 +

18 +

18 +

19 +

19 +

20 +

20 +

21 +

21 +

22 +

22 +

23 +

23 +

24 +

24 +

25 +

25 +

26 +

26 +

Reep

35

||||

||

6

1

1

Lones

23

1

||||

5

1

1

||

1

Waiters

5

1

1

||

1

1

Potter

15

1

1

||

1

||

Allen

11

1

1

2

1

||

Team

||

2

||||

||||

⑤

||||

||||

④

14

|||

③

||

③

||

③

TOTALS

12

14

26

7

4

6

7

9

Cedarville vs. Marion  
Date 11-19-76



REBOUNDS

TURNOVERS

TURNOVERS

PLAYER	#	OFF.	DEF.	Total	Assists	Fumble	Bad Pass	Violation	Recovery
Wood	21	I		5			I	I	I
Smith	43		<del>    </del>	5			I	(I.Tech)	
Reep	35	I		3				I	I
Lones	23			2		I			I
Waiters	5			2	I		I		
Potter	15	I		1					
Allen	11								
Rock	13								
Team									
OPPONENTS		<del>    </del> <del>    </del>	<del>    </del> <del>    </del>	20					
TOTALS		2	16	18	8	3	5	8	11

CEDARVILLE					OPP				
TO	#	+	+	Rec	TO	#	+	+	Rec
Wood	1	+	1	Team	41	.	+	2	Wait
Waiters	2	+	0	Team	33	2	+	0	Wait
Waiters	3	+	2	35	23	3	+	0	Lone
Potter	4	+	0	43	23	4	+	0	Reep
Lones	5	+	0	35	15	5	+	0	Wood
Wood	6	+	1	23	15	6	+	2	Potte
Potter	7	+	0	Team	35	7	+	0	Team
<sup>off foul</sup> Reep	8	+	2	Team	35	8	+	0	Potte
<sup>off foul</sup> Waiters	7	+	0	Team	35	9	+	2	Team
Potter	10	+	0	Team	35	10	+	2	Potte
Smith	11	+	2	33	35	11	+	0	Potte
Potter	12	+	2	Team		12	+		
<sup>off goal tending</sup> Lones	13	+	0	Team		13	+		
<sup>off foul</sup> Lones	4	+	0	35		14	+		
<sup>(Tech)</sup> Smith	15	+	3	Team		15	+		
Waiters	6	+	0	Team		16	+		
						17	+		
						18	+		
						19	+		
						20	+		
						21	+		
						22	+		
						23	+		
						24	+		
						25	+		
						26	+		

Cedarville vs. Marion  
 Date 11-19-76  
 First Half | Second Half | X