

---

Men's Basketball Programs

Men's Basketball

---

3-9-1981

## 44th NAIA National Basketball Championship Tournament

Cedarville University

Follow this and additional works at: [https://digitalcommons.cedarville.edu/mens\\_basketball\\_programs](https://digitalcommons.cedarville.edu/mens_basketball_programs)



Part of the [Higher Education Commons](#), and the [Sports Studies Commons](#)

---

### Recommended Citation

Cedarville University, "44th NAIA National Basketball Championship Tournament" (1981). *Men's Basketball Programs*. 165.

[https://digitalcommons.cedarville.edu/mens\\_basketball\\_programs/165](https://digitalcommons.cedarville.edu/mens_basketball_programs/165)

This Program is brought to you for free and open access by DigitalCommons@Cedarville, a service of the Centennial Library. It has been accepted for inclusion in Men's Basketball Programs by an authorized administrator of DigitalCommons@Cedarville. For more information, please contact [digitalcommons@cedarville.edu](mailto:digitalcommons@cedarville.edu).

# PRESS BOOK



**44th NATIONAL BASKETBALL  
CHAMPIONSHIP TOURNAMENT**  
(Men's & Women's Divisions)

**KEMPER ARENA  
Kansas City, Missouri  
March 9 - 14, 1981**

**N  
A  
I  
A**

## 1981 TOURNAMENT SCHEDULE

March 9 — Monday — First Round (Men's)

Day Session - 4 games - 9:30 am; 11:15 am; 1:00 pm; 2:45 pm  
Night Session - 4 games - 5:00 pm; 6:45 pm; 9:00 pm; 10:45 pm

March 10 — Tuesday — First Round (Men's)

Day Session - 4 games - 9:30 am; 11:15 am; 1:00 pm; 2:45 pm  
Night Session - 4 games - 5:00 pm; 6:45 pm; 8:30 pm; 10:15 pm

March 11 - Wednesday - Second Round (Men's)

Day Session - 4 games - 9:30 am; 11:15 am; 1:00 pm; 2:45 pm  
Night Session - 4 games - 5:00 pm; 6:45 pm; 8:30 pm; 10:15 pm

March 12 — Thursday — Womens First Round & Men's Quarter Finals

Day Session (Women) - 4 games - 9:15 am; 11:00 am;  
1:00 pm; 2:45 pm

Night Session (Men) - 4 games - 5:00 pm; 6:45 pm;  
8:30 pm; 10:45 pm

March 13 — Friday — Semi-finals

Day Session (Women) - 2 games - 2:00 pm; 4:00 pm  
Night Session (Men) - 2 games - 7:00 pm; 9:00 pm

March 14 — Saturday — Consolations & Championships

Day Session - 2 games - 2:00 pm (Women); 4:00 pm (Men)  
Night Session - 2 games - 7:00 pm (Women); 9:00 pm (Men)

### NAIA DISTRICTS

- |  |   |
|--|---|
| 1 Washington-Northern Idaho-Alaska-Canada                            | 17 Arkansas   |
| 2 Oregon-Southern Idaho-Hawaii                                       | 18 Western Pennsylvania-Western Maryland                                |
| 3 California-Nevada  | 19 Maryland-Delaware-Eastern Pennsylvania-District of Columbia-Virginia |
| 4 Texas  | 20 Illinois   |
| 5 Maine-Connecticut-Rhode Island-New Hampshire-Vermont-Massachusetts | 21 Indiana  |
| 6 South Carolina   | 22 Ohio   |
| 7 Arizona-Colorado-New Mexico-Utah                                   | 23 Michigan   |
| 8 Texas  | 24 Tennessee  |
| 9 Oklahoma   | 25 Florida-Georgia  |
| 10 Kansas  | 26 North Carolina   |
| 11 Nebraska  | 27 Alabama  |
| 12 Montana-North Dakota-South Dakota-Wyoming                         | 28 West Virginia  |
| 13 Minnesota   | 30 Louisiana-Mississippi  |
| 14 Wisconsin   | 31 New York-New Jersey  |
| 15 Iowa  | 32 Kentucky   |
| 16 Missouri  |   |

NATIONAL ASSOCIATION OF INTERCOLLEGIATE ATHLETICS

44TH ANNUAL NATIONAL BASKETBALL TOURNAMENT

1981 TEAM HOTEL ASSIGNMENTS

<u>HOTEL</u>	<u>PHONE</u>	<u>DISTRICTS</u>									
Continental Hotel 11th Street & Baltimore Kansas City, MO 64105	421-6060	1	2	6	7	14	15	24	25		
Dixon Inn 1205 Baltimore Kansas City, MO 64105	842-0317	3	5	17	18	23	31				
Holiday Inn City Center 1301 Wyandotte Kansas City, MO 64105	221-8800	4	9	12	19	20	21	26	27	28	At Large
Hotel Radisson Muehlebach Wyandotte at 12th Street Kansas City, MO 64105	471-1400	8	10	11	13	16	22	30	32		

HOTEL CONTACTS

Continental.....Ms. Ted Cotton  
 Dixon Inn.....Darrell Hunsicker  
 Holiday Inn City Center.....Ms. Paula Hoy  
 Hotel Radisson Muehlebach.....Eddie Liedkte

INDEX BY PAGE

	<u>DIST</u>	<u>PG</u>		<u>DIST</u>	<u>PG</u>
Alabama-Huntsville	27	33	Henderson State AR	17	23
Augsburg MN	13	19	Hillsdale MI	23	29
Bethany Nazarene OK	9	15	Huron SD	12	18
Biola CA	3	9	Kearney State NE	11	17
Briar Cliff IA	15	21	Lincoln Memorial TN	24	30
Campbellsville KY	32	37	Midwestern State TX	8	14
Cedarville OH	22	28	Norfolk State VA	19	25
Central Washington	1	7	Oregon College	2	8
Chicago State IL	20	26	Rockhurst MO	At Large	38
Dominican NY	31	36	St. Mary's TX	4	10
Drury MO	16	22	SC-Spartanburg	6	12
Fairmont State WV	28	34	Southern Tech GA	25	31
Fort Hays State KS	10	16	Waynesburg State PA	18	24
Franklin Pierce NH	5	11	Western New Mexico	7	13
Gardner-Webb NC	26	32	Wisconsin-Eau Claire	14	20
Hanover IN	21	27	Xavier LA	30	35

\*\*\*\*\*  
 NAlA COMMUNICATIONS PERSONNEL: PRESS HEADQUARTERS: Kemper Arena - 842-0565  
 Charlie Eppler, Director; Steve Veal, Assistant Director; Dean Van Order,  
 Administrative Aide; Jack Bell, Press Room Assistant; Don Briggs, Press Room  
 Assistant; Fred Schafer, Press Room Assistant; Darlene Bailey, Press Room Assistant.  
 \*\*\*\*\*

THE UNIVERSITY OF CHICAGO  
DEPARTMENT OF CHEMISTRY

RESEARCH REPORT  
NO. 1000

BY  
J. H. GOLDSTEIN  
AND  
R. F. FIESHER

DEPARTMENT OF CHEMISTRY  
UNIVERSITY OF CHICAGO  
CHICAGO, ILLINOIS

Received for publication, June 15, 1954  
Revised, July 15, 1954

This work was supported by the National Science Foundation, Grant No. 10000000.

Copyright © 1954 by The University of Chicago  
All rights reserved.



1981 NAIA NATIONAL TOURNAMENT RUNDOWN

<u>DIST</u>	<u>TEAM</u>	<u>PREVIOUS APPEARANCES</u>	<u>LAST ENTRY</u>	<u>WON</u>	<u>LOST</u>	<u>BEST FINISH</u>
1	Central Washington	15	1980	24	15	Runner-Up, 1970
2	Oregon College	2	1941	0	2	-
3	Biola CA	1	1980	1	1	-
4	St. Mary's TX	4	1975	10	6	4th, 1974, 1975
5	Franklin Pierce NH	1	1980	0	1	-
6	South Carolina-Spartanburg	First Time in Tournament				
7	Western New Mexico	1	1942	0	1	-
8	Midwestern State TX	10	1979	14	11	2nd, 1975
9	Bethany Nazarene OK	2	1978	0	2	-
10	Fort Hays State KS	3	1963	6	5	4th, 1959, 1963
11	Kearney State NE	6	1980	5	6	2nd, 1978
12	Huron SD	3	1980	4	3	3rd, 1980
13	Augsburg MN	5	1980	4	5	2nd round, 1965
14	Wisconsin-Eau Claire	11	1980	12	12	2nd, 1972
15	Briar Cliff IA	4	1979	3	4	2nd round, 1979
16	Drury MO	8	1979	12	7	Champions, 1979
17	Henderson State AR	5	1979	14	5	2nd, 1976, 1979
18	Waynesburg PA	1	1949	0	1	-
19	Norfolk State VA	4	1979	5	5	4th, 1966
20	Chicago State IL	First Time in Tournament				
21	Hanover IN	5	1979	3	5	2nd round, 1974
22	Cedarville OH	2	1964	0	2	-
23	Hillsdale MI	2	1972	0	2	-
24	Lincoln Memorial TN	2	1977	3	3	4th, 1976
25	Southern Tech GA	3	1980	1	3	-
26	Gardner-Webb NC	2	1974	4	3	4th, 1972
27	Alabama-Huntsville	2	1977	3	2	2nd round, 1976
28	Fairmont State WV	11	1890	15	13	2nd, 1968
30	Xavier LA	2	1973	3	2	2nd round, 1973
31	Dominican NY	First Time in Tournament				
32	Campbellsville KY	First Time in Tournament				
At Large	Rockhurst MO	7	1980	11	6	Champions, 1964

FIRST ROUND SCHEDULE OF 44TH ANNUAL NAIA NATIONAL TOURNAMENT

MONDAY, MARCH 9, 1981

- 9:30 a.m. - (16) Hillsdale MI(25-5) vs Dominican NY(17-13)  
11:15 a.m. - (7) Huron SD(28-3) vs Gardner-Webb NC(25-10)  
1:00 p.m. - (14) Kearney State NE(24-6) vs Campbellsville KY(21-7)  
2:45 p.m. - (6) Bethany Nazarene OK(31-6) vs Chicago State IL(23-8)  
5:00 p.m. - (5) Alabama-Huntsville(26-6) vs Norfolk State VA(19-9)  
6:45 p.m. - (2) Wisconsin-Eau Claire(25-4) vs St. Mary's TX(19-8)  
9:00 p.m. - (4) Fort Hays State KS(30-3) vs Hanover IN(24-7)  
10:45 p.m. - (9) Western New Mexico(26-3) vs Midwestern State TX(23-17)

TUESDAY, MARCH 10, 1981

- 9:30 a.m. - (11) Southern Tech GA(27-4) vs Franklin Pierce NH(31-3)  
11:15 a.m. - (12) Oregon College(25-3) vs Xavier LA(21-7)  
1:00 p.m. - (3) Augsburg MN(27-1) vs Drury MO(19-11)  
2:45 p.m. - (10) Biola CA(24-6) vs Central Washington(21-11)  
5:00 p.m. - (15) Cedarville OH(25-3) vs Waynesburg PA(23-5)  
6:45 p.m. - (1) Briar Cliff IA(26-2) vs Fairmont State WV(26-4)  
8:30 p.m. - (8) Rockhurst MO(24-4) vs Lincoln Memorial TN(23-7)  
10:15 p.m. - (13) Henderson State AR(25-7) vs South Carolina-Spartanburg(21-11)

OFFICIAL TOURNAMENT SEEDINGS

SEEDED TEAMS

1 Briar Cliff IA	(26-2)	9 Western New Mexico	(26-3)
2 Wisconsin-Eau Claire	(25-4)	10 Biola CA	(24-6)
3 Augsburg MN	(27-1)	11 Southern Tech GA	(27-4)
4 Fort Hays State KS	(30-3)	12 Oregon College	(25-3)
5 Alabama-Huntsville	(26-6)	13 Henderson State AR	(25-7)
6 Bethany Nazarene OK	(31-6)	14 Kearney State NE	(24-6)
7 Huron SD	(28-3)	15 Cedarville OH	(25-3)
8 Rockhurst MO	(24-4)	16 Hillsdale MI	(25-5)

1981 NAIA NATIONAL MEN'S BASKETBALL TOURNAMENT

MARCH 9 & 10  
Monday & Tuesday

MARCH 11  
Wednesday


MARCH 12  
Thursday

MARCH 13  
Friday

MARCH 14  
Saturday







Head Coach: Dean Nicholson, 17th yr, 387-126

Nickname: Wildcats

Assistant: Sam Miller

Enrollment: 7,500

Sports Info. Director: Bob Guptill

Conference: Washington Intercollegiate Basketball Assoc. (WIBA)

ROSTER (\*Probable Starters)

Light	Dark	Name	POS	HT	WT	CLASS	HOMETOWN
4	4	Steve Dade	F	6-4	185	Jr.	Washington, DC
10	10	*Mike Barney	G	6-1	175	Sr.	Seattle, WA
11	11	Jerome Collins	G	6-0	150	Sr.	New Orleans, LA
20	20	Robert Nellams	G	6-3	175	Jr.	Seattle, WA
21	21	Scott Tri	F	6-3	175	Jr.	Wapato, WA
23	23	Vernell Adams	G	6-2	180	Jr.	Muskegon, MI
25	25	John Holtman	G	6-0	175	So.	Vancouver, WA
31	31	*Eli Carter	F	6-4	195	Jr.	Seattle, WA
33	33	*John Harper	F	6-7	190	Jr.	Denver, CO
34	34	*Steve Pudists	F	6-7	195	Jr.	Tacoma, WA
42	24	*Lucky Taylor	C	6-8	200	Jr.	Anchorage, AK
50	44	Howard Long	C	6-9	200	Sr.	Bellevue, WA

STATISTICS	G	FG-FGA	PCT	FT-FTA	PCT	REB	AVG	PTS	AVG
Lucky Taylor	22	138-312	.442	40-61	.656	138	6.3	316	14.4
John Harper	31	148-286	.517	60-91	.659	227	7.3	356	11.5
Steve Pudists	29	122-251	.486	54-82	.659	164	5.7	298	10.3
Mike Barney	31	97-196	.495	29-41	.707	80	2.6	223	7.2
Vernell Adams	28	89-199	.447	20-36	.556	66	2.4	198	7.1
Howard Long	23	62-157	.395	32-49	.654	99	4.3	156	6.8
Eli Carter	30	70-140	.500	41-50	.820	64	2.1	181	6.0
Robert Nellams	24	51-128	.398	8-11	.727	74	3.0	110	4.6
Steve Dade	28	54-123	.439	10-25	.400	108	3.9	118	4.2
Jerome Collins	31	47-100	.470	31-52	.596	37	1.2	125	4.2
Scott Tri	30	38-83	.458	14-31	.452	44	1.5	90	3.0
John Holtman	15	11-18	.611	6-8	.750	7	6.3	28	1.9
CENTRAL WASH	32	942-2035	.463	354-557	.635	1242	38.8	2238	69.9
OPPONENTS	32	822-1788	.460	454-669	.679	1089	34.0	2098	65.6

1980-81 SEASON RESULTS (21-11)

69	@ Portland OR	80L	72	Whitman	53
74	Western Montana	56	59	@ Lewis-Clark	75L
61	@ Pacific Lutheran	58	74	@ Eastern Washington	56
79	@ Montana State	100L	59	Pacific Lutheran	60L
72	@ St. Martin's	53	65	@ Simon Fraser	67L
60	@ Whitworth	47	66	@ Western Washington	59
58	@ Gonzaga	74L	74	Hawaii-Hilo	60
82	Puget Sound	70	87	Hawaii-Hilo	64
72	@ Puget Sound	66	65	@ Puget Sound	88L
62	@ Seattle	68L	76	Seattle Pacific	67
79	Grace	65	48	St. Martin's	49L
91	Lewis & Clark	70	98	Seattle	60
55	Eastern Washington	76L	67	# Simon Fraser	66ot
88	@ Seattle Pacific	75	49	# St. Martin's	48
78	Western Washington	52	58	# St. Martin's	51
84	Simon Fraser	79			
57	Puget Sound	76L			
	@ Away			# District Playoffs	

DISTRICT 2

OREGON COLLEGE OF EDUCATION, MONMOUTH, OR

3rd Appearance

Head Coach: Jim Boutin, 12th yr, 244-139

Nickname: Wolves

Assistant: Vic Backlund

Enrollment: 3500

Sports Info Director: Mike Booth

Conference: Evergreen

ROSTER (\*Probable Starters)

Light	Dark	Name	POS	HT	WT	CLASS	HOMETOWN
10	10	*B. J. Janusch	G	6-0	180	Sr.	Spokane, WA
11	11	Dan Barendse	G	6-2	180	So.	Redmond, OR
12	12	*Skip Kinney	G	6-2	170	Jr.	Portland, OR
20	20	Rebel Austin	G	6-3	160	So.	Beaverton, OR
21	21	*Rickey Hamilton	G	6-4	190	Sr.	Fort Wayne, IN
22	22	Brian Stockner	F	6-3	200	Jr.	Estacada, OR
30	30	Zellee Allen	F	6-6	180	Sr.	Indianapolis, IN
31	31	*Phil Nolin	F	6-5	205	Sr.	Cascade Locks, OR
40	40	*Dave Porter	C	6-9	225	Jr.	Port Ludlow, WA
41	41	Tony Rea	G-F	6-5	170	Jr.	Rainier, OR
42	42	Mark Leader	F	6-5	190	Jr.	Coos Bay, OR
43	43	Doug Harris	C	6-6	210	Fr.	Corbett, OR

STATISTICS	G	FG-FGA	PCT	FT-FTA	PCT	REB	AVG	PTS	AVG
B.J. Janush	28	173-331	.523	54-64	.844	34	1.2	400	14.3
Phil Nolin	28	163-340	.479	58-85	.682	238	8.5	384	13.7
Rickey Hamilton	28	143-283	.505	40-52	.769	170	6.1	326	11.6
Dave Porter	28	124-271	.458	48-70	.686	233	8.3	296	10.6
Skip Kinney	27	68-123	.553	57-80	.713	73	2.7	193	7.1
Brian Stockner	28	72-144	.500	48-64	.750	82	2.9	192	6.9
Mark Leader	28	70-149	.470	41-60	.683	126	4.5	181	6.5
Zellee Allen	26	38-80	.475	15-25	.652	58	2.2	91	3.5
Doug Harris	27	34-73	.466	19-22	.864	83	3.1	87	3.2
Rebel Austin	25	35-68	.515	11-22	.500	44	1.8	81	3.3
Tony Rea	25	16-36	.444	19-28	.679	32	1.2	51	2.0
Dan Barendse	19	9-29	.310	9-19	.474	19	1.0	27	1.4
OREGON COLLEGE ED	28	976-2000	.488	421-596	.706	1304	46.6	2373	84.8
OPPONENTS	28	773-1781	.434	434-699	.621	940	33.6	1980	70.7

1980-81 SEASON RESULTS (25-3)

98 N Los Angeles Baptist CA	71	91	@ Eastern Oregon	89ot
71 @ BYU-Hawaii	78L	81	@ Linfield OR	77
78 @ Hawaii-Hilo	64	88	@ Southern Oregon	66
68 @ Hawaii-Hilo	85L	80	@ Oregon Tech	69
84 Lewis & Clark OR	74	63	Warner Pacific OR	51
99 @ Northwest Christian OR	73	96	Southern Oregon	69
106 N Western Baptist OR	53	98	@ Warner Pacific OR	80
69 N Willamette OR	67	76	Eastern Oregon	66
78 Western Baptist OR	67ot	90	Willamette OR	72
99 George Fox OR	64	86	@ Western Baptist OR	77
77 @ Lewis & Clark OR	78L ot	90	@ Columbia Christian WA	61
76 Oregon Tech	69	85	# Western Baptist OR	72
80 @ George Fox OR	62	86	# Northwest Nazarene ID	61
108 Linfield OR	97	73	# Chaminade HI	67
@ Away	N Neutral Site		# District Playoffs	

## DISTRICT 3

BIOLA COLLEGE, LA MIRADA, CA

2nd Appearance

Co-Head Coaches: Dave Holmquist, 5th yr, 67-45;

Nickname: Eagles

Howard Lyon, 9th yr, 207-98

Enrollment: 2500

Sports Info. Director: Steve Schwepker

Conference: NAIA District 3

## ROSTER (\*Probable Starters)

Light	Dark	Name	POS	HT	WT	CLASS	HOMETOWN
10	10	*Warren Ellis	G	6-0	155	Jr.	Santa Ana, CA
12	12	Jeff Goodfriend	G	5-11	155	Jr.	Orange, CA
20	20	*Rob Wrage	G	6-2	180	Sr.	Newhall, CA
24	24	Jim Ten Bosch	G	6-1	175	So.	Fremont, CA
30	30	Rich Cundall	G	6-5	180	Jr.	Sebastopol, CA
32	32	Bob Fiala	G	6-3	185	So.	Santa Barbara, CA
34	34	Jeff Salo	F	6-4	185	Jr.	La Crescenta, CA
42	42	*Wade Kirchmeyer	F	6-7	210	Jr.	Riverside, CA
44	44	*Pat McDougall	C	6-9	210	Jr.	Albuquerque, NM
50	50	Herb Harper	F	6-3	210	Jr.	Downey, CA
52	52	Dave Corsi	G	6-2	215	So.	La Mirada, CA
54	54	*Mark Sontoski	F	6-7	210	Jr.	Bellflower, CA

STATISTICS	G	FG-FGA	PCT	FT-FTA	PCT	REB	AVG	PTS	AVG
Wade Kirchmeyer	21	131-212	.620	77-108	.713	149	7.4	345	16.8
Warren Ellis	30	136-296	.465	39-44	.886	56	1.9	311	10.2
Pat McDougal	30	125-231	.533	38-63	.603	204	6.8	288	9.7
Herb Harper	26	79-169	.467	61-86	.709	138	5.3	219	8.4
Mark Sontoski	24	77-157	.490	44-59	.754	92	3.8	196	8.2
Rich Cundall	30	107-200	.532	24-42	.571	72	2.4	238	7.8
Rob Wrage	20	63-164	.381	27-37	.730	50	2.5	153	7.8
Bob Fiala	29	40-86	.465	29-32	.906	53	1.8	109	3.7
Jeff Salo	19	19-51	.368	11-19	.578	37	2.0	49	2.6
Dave Corsi	15	9-27	.333	10-19	.526	33	2.2	28	1.9
Jim Ten Bosch	11	4-10	.400	4-7	.571	8	.7	12	1.1
Jeff Goodfriend	9	5-13	.385	0-3	.000	8	.9	10	1.1
BIOLA	30	792-1618	.489	366-521	.702	993	33.1	1960	65.3
OPPONENTS	30	640-1514	.423	292-404	.723	872	29.1	1562	52.1

1980-81 SEASON RESULTS (24-6)

81	LaVerne CA	41	80	Los Angeles Baptist CA	41
60	@ Occidental CA	49	87	@ UC-San Diego	69
51	Hastings NE	52L	56	Cal Lutheran	45
71	@ Stanislaus State CA	62	78	@ Point Loma CA	38
37	@ Cal Poly SLO	52L	71	Westmont CA	65
67	CSU Dominguez Hills	71L ot	41	@ Fresno Pacific CA	36 ot
62	@ Redlands CA	43	86	Southern California C.	58
81	Whittier CA	61	67	@ Los Angeles Baptist CA	43
38	Cal Poly Pomona	39L	73	Cal Baptist	59
86	Ursinus PA	61	76	@ Cal Lutheran	59
43	Taylor IN	47L ot	46	@ Westmont CA	55L
82	N LeTourneau TX	56	65	Fresno Pacific CA	46
76	N Azusa Pacific CA	62	64	@ Azusa Pacific CA	45
71	N Bethany Nazarene OK	67	57	# Redlands CA	48
64	Grand Canyon AZ	53	43	# Westmont CA	39

@ Away N Neutral site

# District playoffs

DISTRICT 4

ST. MARY'S UNIVERSITY, SAN ANTONIO, TX

5th Appearance

Head Coach: Buddy Meyer, 3rd yr. 49-30

Nickname: Rattlers

Assistant: Jim Zeleznak

Enrollment: 3,200

Sports Info. Director: Ellen Sawyer

Conference: Big State

ROSTER (\*Probable Starters)

Light	Dark	Name	POS	HT	WT	CLASS	HOMETOWN
10	10	John Elliot	G	5-9	156	So.	Los Angeles, CA
12	12	Patrick Antwi	G	5-8	161	So.	Huntsville, TX
20	20	*Harry O'Brien	G	6-1	169	Jr.	Houston, TX
22	22	*Jai Mahone	G	6-1	190	Jr.	Kenosha, WI
24	24	Scott Field	F	6-4	193	Jr.	Baton Rouge, LA
32	32	Tom Warda	F	6-4	191	Sr.	Milwaukee, WI
34	34	Anthony Antwi	F	6-2	173	Fr.	Huntsville, TX
40	40	*Curtis Thomas	P	6-7	216	So.	San Antonio, TX
42	42	*Robert Rice	P	6-6	192	Sr.	St. Louis, MO
44	44	*Ricky Hooker	F	6-4	176	So.	Graham, NC
50	50	Melvin Wiggins	P	6-7	190	Sr.	Pensacola, FL
54	54	Tony Massey	P	6-7	208	Sr.	Carson, CA

STATISTICS	G	FG-FGA	PCT	FT-FTA	PCT	REB	AVG	PTS	AVG
Ricky Hooker	26	206-344	.599	48-66	.727	133	5.1	460	17.7
Jai Mahone	19	87-175	.497	63-81	.778	48	2.5	237	12.5
Tom Warda	26	131-259	.506	59-73	.808	94	3.6	321	12.3
Tony Massey	27	85-137	.620	57-81	.704	123	4.6	227	8.4
Curtis Thomas	19	47-107	.439	20-31	.645	58	3.1	114	6.0
Robert Rice	27	52-130	.400	33-50	.660	107	4.0	137	5.1
Melvin Wiggins	27	50-86	.581	30-58	.517	92	3.4	130	4.8
Harry O'Brien	27	43-81	.531	32-47	.681	58	2.1	118	4.4
John Elliot	27	21-47	.447	40-54	.741	12	1.4	32	3.0
Scott Field	14	19-53	.358	30-06	.500	16	1.1	41	2.9
Patrick Antwi	26	30-61	.492	13-20	.650	20	.8	73	2.8
Anthony Antwi	14	10-19	.526	5-18	.278	75	1.8	25	1.8
ST. MARY'S	27	792-1525	.519	419-613	.684	944	35.0	2003	74.2
OPPONENTS	27	710-1474	.482	342-527	.649	828	30.7	1762	65.3

1980-81 SEASON RESULTS (19-3)

108	N	Concordia TX	68	86	Southwestern TX	77
66	N	McMurry TX	68L	69	St. Edward's TX	56
78		Sam Houston St. TX	73	72	@ East Texas Baptist	46
72		Midwestern State TX	57	78	@ Mary Hardin-Baylor TX	56
68		Stephen F. Austin TX	53	61	@ Sam Houston State TX	65L
69	@	Pan American TX	73L	70	@ St. Edward's TX	69
63	@	North Texas State	69L	86	Huston-Tillotson TX	70
68		Southwest Texas	62	79	@ Southwestern TX	78
100	@	Midwestern State TX	110L	76	Mary Hardin-Baylor TX	54
54	N	Henderson State AR	65L	77	East Texas Baptist	47
64	@	Stephen F. Austin TX	68L	86	Texas Lutheran	56
68	@	Texas Lutheran	50	82	# Howard Payne TX	80
72	@	Southwest Texas	81L	64	# Sam Houston State TX	49
79	@	Huston-Tillotson TX	65			

@ Away

N Neutral site

# District playoffs

DISTRICT 5

FRANKLIN PIERCE COLLEGE, RINDGE, NH

2nd Appearance

Head Coach: Bruce Kirsh, 4th yr, 91-20  
 Assistants: Tod Silegy, Don Burness  
 Sports Info Director: Tom Murphy

Nickname: Ravens  
 Enrollment: 850  
 Conference: Mayflower

ROSTER (\*Probable Starters)

Light	Dark	Name	POS	Ht	WT	CLASS	HOMETOWN
00	00	*Larry Leach	F	6-3	185	Jr.	Roosevelt, NY
10	15	*Pat Dean	G	5-9	155	Jr.	Nassau, Bahamas
12	11	Jeff Stevenson	G	5-9	155	Jr.	Roosevelt, NY
14	35	James Conklin	G	6-2	200	So.	Roosevelt, NY
20	13	Stuart Shapiro	G-F	6-3	175	Fr.	Brooklyn, NY
22	25	*Steve Sawyer	F	6-2	170	So.	Waterbury, CT
24	23	Tim Proctor	C	6-5	175	Sr.	Guilford, CT
30	21	Ethan Reeves	F	6-2	175	Fr.	Waterbury, CT
33	33	Carlysle Bourne	F	6-2	175	Fr.	Freeport, Bahamas
42	41	Don Pyke	F	6-0	200	Sr.	Bayonne, NJ
44	43	*Joe Delancey	C	6-9	200	Jr.	Nassau, Bahamas
54	53	*Greg Trotman	C-F	6-5	195	Sr.	Nassau, Bahamas

STATISTICS	G	FG-FGA	PCT	FT-FTA	PCT	REB	AVG	PTS	AVG
Greg Trotman	34	313-579	.540	52-78	.666	319	9.3	676	19.9
Patrick Dean	30	207-389	.532	78-99	.787	73	2.4	492	16.4
Larry Leach	32	174-355	.490	113-157	.719	272	8.5	461	14.4
Joe Delancey	28	126-224	.562	54-92	.586	254	9.0	306	10.9
Stuart Shapiro	32	126-280	.450	20-29	.689	114	3.5	272	8.5
Steve Sawyer	34	109-271	.402	64-104	.615	187	5.5	282	8.2
Jeff Stevenson	34	83-207	.400	71-115	.617	128	3.7	237	6.9
Carlysle Bourne	21	41-75	.546	14-32	.437	61	2.9	96	4.5
Don Pyke	26	36-72	.500	35-50	.700	73	2.8	107	4.1
James Conklin	32	38-99	.383	26-40	.650	74	2.3	102	3.1
Ethan Reeves	23	20-52	.384	9-14	.642	72	3.1	48	2.0
Tim Proctor	21	16-41	.390	3-8	.375	58	2.7	35	1.6
FRANKLIN PIERCE	34	1311-2687	.487	556-843	.659	1641	48.2	3178	93.4
OPPONENTS	34	1017-2351	.432	557-892	.624	1069	31.4	2591	76.2

1980-81 SEASON RESULTS (31-3)

96	N McGill CAN	92	98	@ Fitchburg State MA	70
86	N York CAN	65	87	@ Plymouth State MA	63
96	N New Brunswick CAN	85	97	@ Eastern Nazarene MA	83
103	@ Keene State NH	89	92	St. Joseph's VT	91
96	N Stony Brook	93	91	Husson ME	83
103	Hawthorne NH	84	87	@ Castleton State VT	76
88	Fitchburg State MA	70	104	Johnson State VT	74
84	St. Joseph's VT	72	104	Nichols MA	89
72	@ Stony Brook	80L	77	@ Roger Williams RI	64
82	@ New York Tech	76ot	99	@ New England C. NH	80
86	@ Johnson State VT	70	116	@ Hawthorne NH	70
111	New England C. NH	67	116	Lyndon State VT	79
88	@ St. Joseph's VT	91L	94	@ Husson ME	86
89	Roger Williams RI	57	120	@ Massachusetts-Boston	78
119	@ Lyndon State VT	72	76	# Castleton State VT	50
72	Southern Maine	53	87	# Maine-Farmington	73
72	Keene State NH	73L	90	# Southern Maine	65

@ Away

N Neutral Site

# District Playoffs

Head Coach: Jerry Waters, 3rd yr, 42-39

Nickname: Rifles

Assistants: Mark McKown, Clay Price

Enrollment: 2500

Sports Info Director: Hank Anderson

Conference: Independent

## ROSTER (\*Probable Starters)

Light	Dark	Name	POS	HT	WT	CLASS	HOMETOWN
3	3	*James Holland	G	6-1	180	Jr.	Charlotte, NC
5	5	Reggie Sheehan	G	5-9	160	So.	Campobello, SC
11	11	*Junior Anderson	F	6-4	186	Fr.	Greenville, SC
20	20	L. A. Hill	F	6-1	180	Sr.	Spartanburg, SC
22	22	*Wendell Gibson	F	6-4	180	Jr.	Latta, SC
24	24	Dwight Gabbard	F	6-3	185	Jr.	Dayton, OH
30	30	*Mike Gibson	F	6-9	194	Jr.	Hemingway, SC
33	33	Brack Horne	C	6-8	215	Sr.	Hanahan, SC
40	40	*Oscar Mooney	F	6-5	185	Jr.	Rutherfordton, NC
41	41	Tim Page	F	6-4	185	Jr.	Woodruff, SC
42	42	Bill Weathers	F	6-5	200	Sr.	Spartanburg, SC
44	44	Paul Small	F	6-5	190	Jr.	Chester, SC

STATISTICS	G	FG-FGA	PCT	FT-FTA	PCT	REB	AVG	PTS	AVG
Mike Gibson	32	246-444	.554	64-87	.735	285	8.9	556	17.3
Wendell Gibson	32	220-485	.453	90-126	.714	157	4.9	530	16.5
Oscar Mooney	23	91-158	.575	79-104	.759	127	5.5	261	11.3
Junior Anderson	30	119-221	.538	68-108	.629	105	3.5	306	10.2
L. A. Hill	32	81-151	.536	56-83	.674	92	2.8	218	6.8
James Holland	32	64-137	.467	36-56	.642	52	1.6	164	5.1
Brack Horne	22	19-46	.413	7-11	.636	35	1.5	45	2.0
Dwight Gabbard	22	11-24	.458	13-26	.500	24	1.0	35	1.5
Bill Weathers	7	4-8	.500	3-4	.750	2	0.2	11	1.5
Paul Small	6	1-6	.166	4-5	.800	4	0.6	6	1.0
Reggie Sheehan	24	7-24	.291	7-10	.700	9	0.3	21	0.8
Tim Page	16	4-11	.363	6-8	.750	11	0.6	14	0.8
USC-SPARTANBURG	32	920-1839	.500	476-684	.695	1136	35.5	2316	72.3
OPPONENTS	32	869-1802	.482	418-627	.666	1133	35.4	2156	67.3

1980-81 SEASON RESULTS (21-11)

85	@ Newberry SC	80	48	Francis Marion SC	32
77	Lenoir-Rhyne NC	68	75	@ USC-Aiken	57
73	Gardner-Webb NC	68	76	Erskine SC	67
61	@ Georgia State	63L	84	@ Coker SC	52
89	@ Central Wesleyan SC	83	84	Newberry SC	67
70	@ Citadel SC	75L	97	@ Gardner-Webb NC	98L
77	@ Winthrop SC	88L	89	USC-Aiken	85
69	@ Wofford SC	70L 2ot	66	@ Wofford SC	69L
53	College of Charleston SC	49	77	Central Wesleyan SC	60
55	@ Lenoir-Rhyne NC	59L	64	@ Coastal Carolina SC	72L
85	Central Wesleyan SC	79	65	@ C. of Charleston SC	70L
83	@ Wofford SC	74	71	Presbyterian SC	54
59	@ Erskine SC	70L	76	@ Francis Marion SC	70
60	Winthrop SC	57 2ot	85	# USC-Aiken	73
66	Coastal Carolina SC	69L	55	# C. of Charleston SC	48
77	@ Presbyterian SC	69	65	# Lander SC	61
	@ Away			# District Playoffs	

## DISTRICT 7

WESTERN NEW MEXICO UNIVERSITY, SILVER CITY, NM

2nd Appearance

Head Coach: Dick Drangmeister, 12th yr, 207-113

Nickname: Mustangs

Assistant: Silvey Dominguez

Enrollment: 1700

Sports Info Director:

Conference: Rocky Mountain

## ROSTER (\*Probable Starters)

Light	Dark	Name	POS	HT	WT	CLASS	HOMETOWN
10	11	*Gus Akers	G	5-11	170	Jr.	Indianapolis, IN
12	13	Michael Marrujo	G	5-10	140	Fr.	Tularosa, NM
14	15	*Darryl Ransom	G	6-2	150	Jr.	Indianapolis, IN
20	21	*Kevin Ware	F	6-2	180	Jr.	Flint, MI
22	23	Mike Hamm	G	5-11	150	Fr.	Roswell, NM
24	25	Terry Drake	F	6-2	170	Jr.	Indianapolis, IN
32	33	*Harold Ware	F	6-5	180	Jr.	Flint, MI
34	35	*Kerry Williams	C	6-7	170	Jr.	East Chicago, IN
40	41	Virgil Jenkins	F	6-7	190	Jr.	Indianapolis, IN
50	51	Bill Power	C	6-7	227	Fr.	Thoreau, NM
54	55	Leo Wixted	C	6-8	218	So.	Albuquerque, NM

STATISTICS	G	FG-FGA	PCT	FT-FTA	PCT	REB	AVG	PTS	AVG
Harold Ware	29	171-337	.508	100-130	.769	189	6.5	440	15.3
Kerry Williams	29	164-256	.640	49-71	.690	200	6.9	377	13.0
Darryl Ransom	29	119-229	.519	64-86	.744	53	1.8	302	10.4
Virgil Jenkins	29	96-185	.519	43-64	.671	148	5.1	235	8.1
Gus Akers	29	70-154	.455	83-106	.783	55	1.9	223	7.7
Terry Drake	27	48-93	.516	40-55	.727	42	1.6	136	5.0
Kevin Ware	26	24-69	.348	18-36	.500	55	2.1	65	2.5
Michael Marrujo	20	8-13	.615	12-18	.666	7	.4	28	1.4
Leo Wixted	17	6-19	.316	5-7	.714	17	1.0	17	1.0
Bill Power	11	1-12	.083	2-4	.500	8	.7	4	.4
W. NEW MEXICO	29	772-1484	.520	427-596	.716	960	33.1	1974	68.0
OPPONENTS	29	656-1485	.442	325-542	.599	899	31.0	1637	56.4

1980-81 SEASON RESULTS (26-3)

76 @ Grand Canyon AZ	58	68	Fort Lewis CO	58
92 N Sul Ross State TX	65	74	Western State CO	49
68 N Colorado Mines	70L	47	Southern Colorado	46
59 @ Western State CO	58	39	Grand Canyon AZ	30
64 @ Southern Colorado	73L	79	New Mexico Highlands	63
82 @ New Mexico Highlands	71	65 @	Colorado Mines	84L
91 @ C. of Santa Fe NM	72	58 @	Regis CO	48
76 N Midland Lutheran NE	64	57 @	Adams State CO	54
71 @ Eastern New Mexico	51	56	Southern Utah	46
69 Colorado Mines	58	88	Mesa CO	56
62 Regis CO	47	80	C. of Santa Fe NM	61
54 @ Southern Utah	44	64 #	Southern Utah	48
52 @ Mesa CO	38	76 #	Grand Canyon AZ	52
60 @ Fort Lewis CO	47	62 #	Colorado Mines	51
84 Adams State	71			

@ Away

N Neutral Site

# District Playoffs



Head Coach: Dr. Gerald Stockton, 20th yr, 386-222      Nickname: Indians  
 Assistant: Vic Trilli    Enrollment: 4200  
 Sports Info. Director: Dr. D.L. Ligon                      Conference: Texas Athletic

ROSTER (\*Probable Starters)

Light	Dark	Name	POS	HT	WT	CLASS	HOMETOWN
11	11	*Cullen Mayfield	G	5-9	150	Sr.	Dallas, TX
13	13	Kelly Sarchet	G	6-3	182	Fr.	Cleburne, TX
15	15	*Teddy Brigham	F	6-3	171	Jr.	Fort Worth, TX
25	25	*Mike Ray	G	5-10	155	Sr.	Archer City, TX
31	31	*Judson Holmes	F	6-3	165	Sr.	Bloomington, IN
33	33	Joseph Cotton	F	6-3	188	Fr.	Houston, TX
35	35	*Ricky Cobb	C	6-8	215	Fr.	Wichita Falls, TX
43	43	Ronny Keele	C	6-8	174	Fr.	Richardson, TX
51	51	Mark Richardson	C	6-6	200	So.	Bowie, TX
53	53	Brent Camp	F	6-7	200	Fr.	Lewisville, TX

STATISTICS	G	FG-FGA	PCT	FT-FTA	PCT	REB	AVG	PTS	AVG
Teddy Brigham	40	272-533	.510	105-135	.778	177	4.4	649	16.2
Cullen Mayfield	40	241-442	.545	110-124	.887	57	1.4	592	14.8
Judson Holmes	39	168-344	.488	162-215	.753	179	4.6	498	12.8
Ricky Cobb	31	134-238	.563	81-107	.757	198	6.6	349	11.2
Mike Ray	37	167-360	.464	43-57	.754	77	2.1	377	10.2
Mark Richardson	39	73-131	.557	33-49	.673	100	2.6	179	4.6
Joe Cotton	37	51-123	.415	29-40	.725	77	2.1	131	3.5
Brent Camp	26	22-41	.537	10-18	.556	34	1.3	54	2.1
Ronny Keele	12	10-20	.500	4-9	.444	18	1.5	24	2.0
Kelly Sarchet	36	22-57	.386	11-19	.579	44	1.2	55	1.5
MIDWESTERN	40	1303-2520	.517	657-866	.759	1381	34.5	3263	81.6
OPPONENTS	40	1375-2711	.507	515-854	.603	1503	37.6	3265	81.6

1980-81 SEASON RESULTS (23-17)

84	Austin TX	76	88	Angelo State TX	65
99	Mary Hardin-Baylor TX	71	112	USAO OK	82
68	Angelo State TX	63	75	N SW Oklahoma	72
76	@ Howard Payne TX	73	93	@ Cameron OK	82
59	@ St. Mary's TX	72L	76	@ SW Oklahoma	78L
64	@ Bethany Nazarene OK	91L	81	@ Oklahoma Christian	96L
82	@ Oklahoma	94L	88	@ Texas Wesleyan	96L
59	@ Utah	104L	92	@ Dallas Baptist TX	96L
61	@ Wyoming	87L	96	Wayland Baptist TX	85
124	Jarvis Christian TX	90	90	@ Jarvis Christian TX	82
77	Stephen F. Austin TX	76	85	Bethany Nazarene OK	83
79	@ McMurry TX	82L	98	SW Oklahoma	78
56	@ Stephen F. Austin TX	75L	91	McMurry TX	87
55	@ Southwest Texas	96L	67	Cameron OK	66
61	Oklahoma Christian	63L	70	@ Wayland Baptist TX	67
71	N Augustana IL	68	82	@ Cameron OK	93L
78	N Quincy IL	82L	87	Dallas Baptist TX	72
72	N Central Arkansas	84L	110	Texas Wesleyan	97
110	St. Mary's TX	100	90	# Paul Quinn TX	89
73	Southwest Texas	77L	78	# Wayland Baptist TX	66

@ Away      N Neutral site

# District playoffs

Head Coach: Dr. Loren P. Gresham, 2nd yr, 43-29  
 Assistants: Bobby Martin, Lon Gibson  
 Sports Info. Director: Tom Hawes

Nickname: Redskins  
 Enrollment: 1,400  
 Conference: Sooner Athletic Conference

ROSTER (\*Probable Starters)

Light	Dark	Name	POS	HT	WT	CLASS	HOMETOWN
10	10	David Moore	G	5-10	170	Jr.	Moore, OK
12	12	Keith Pigg	G	5-11	175	Sr.	Mustang, OK
15	15	Scott Aronhalt	G	6-2	170	So.	Conesville, OH
20	20	Jeff Whitsett	G	6-2	180	Jr.	Bethany, OK
22	22	*George Torres	G	6-3	185	Sr.	Fajardo, Puerto Rico
24	24	Bruce Banz	G	6-4	165	Fr.	DeSoto, TX
35	35	*Clay Engleman	F	6-5	195	Sr.	Weskan, KS
40	40	Larry Hess	F	6-5	190	Sr.	Point Pleasant, WV
41	41	*Doug Schlabach	F	6-5	185	So.	Hartville, OH
43	43	*Todd Thurman	F	6-6	190	So.	Yukon, OK
52	52	*Milton Green	C	6-6	190	Sr.	Norco, LA
54	54	Julius Allen	F-C	6-7	225	Sr.	New York City, NY

STATISTICS	G	FG-FGA	PCT	FT-FTA	PCT	REB	AVG	PTS	AVG
George Torres	37	341-714	.478	196-249	.788	115	3.2	878	23.8
Todd Thurman	36	196-339	.578	156-216	.723	180	5.0	548	15.2
Milton Green	37	174-274	.636	63-94	.671	212	5.8	411	11.2
Clay Engleman	37	141-264	.535	36-67	.538	215	5.9	318	8.6
Julius Allen	35	88-186	.474	75-95	.790	196	5.6	251	7.2
Doug Schlabach	36	62-122	.509	61-81	.754	129	3.6	185	5.2
Keith Pigg	36	47-105	.448	60-88	.682	71	2.0	154	4.3
Jeff Whisett	36	29-56	.518	25-35	.715	40	1.2	83	2.4
Bruce Banz	20	13-28	.465	10-14	.715	13	.7	36	1.8
David Moore	30	9-21	.429	26-37	.703	17	.6	44	1.5
Scott Aronhalt	23	11-39	.283	12-15	.800	21	.9	34	1.5
Larry Hess	10	4-12	.333	2-4	.500	11	1.1	10	1.0
BETHANY	37	1127-2185	.516	725-1006	.721	1449	39.2	2979	80.6
OPPONENTS	37	1013-2154	.471	559-811	.690	1284	34.8	2585	69.9

1980-81 SEASON RESULTS (31-6)

91	NW Oklahoma	51	67	@ Biola CA	71L
106	SW Oklahoma	89	74	@ Dallas Baptist TX	81L
82	Dallas Baptist TX	74	88	U. of Science & Arts OK	68
82	Central State OK	68	81	@ Central State OK	73
91	Midwestern State TX	64	81	@ Oklahoma Baptist	75
88	@ Cameron OK	77	53	@ Oklahoma Christian	56L
65	@ Quincy IL	62	83	@ Midwestern State TX	85L
84	@ SW Oklahoma	71	71	@ Phillips OK	69
108	@ John Brown AR	84	74	@ U. of Arts & Sciences OK	71
90	@ U. of Arts & Science OK	85	82	@ Evangel MO	67
72	@ Oklahoma Christian	54	78	@ NW Oklahoma	65
72	@ Abilene Christian TX	77L	86	Oklahoma Baptist	83
100	@ Huston-Tillotson TX	60	75	Oklahoma Christian	73
96	@ Langston OK	80	66	Phillips OK	69L
72	@ Hawaii-Hilo	57	74	Evangel MO	58
93	@ Chaminade HI	87	71	Cameron OK	62
73	@ C. of Notre Dame CA	65	94	# SE Oklahoma	88
76	@ Point Loma CA	57	79	# Panhandle State OK	66
			61	# East Central OK	48

@ Away

# District playoffs

DISTRICT 10

FORT HAYS STATE UNIVERSITY, HAYS, KS 4th Appearance

Head Coach: Joe Rosado, 4th yr, 74-54  
 Assistants: Rob Garret, Todd Brewer  
 Sports Info. Director: Jill Blurton

Nickname: Tigers  
 Enrollment: 5500  
 Conference: Central States

ROSTER (\*Probable Starters)

Light	Dark	Name	POS	HT	WT	CLASS	HOMETOWN
10	10	John Johnson	G	6-1	170	Fr.	Brookville, KS
12	12	Mark Wilson	G	6-1	180	Sr.	Columbus, OH
14	14	Max Hamblin	G	6-0	160	Sr.	Page, AZ
20	20	Dave Lambertz	G	6-0	175	Jr.	Goodland, KS
22	22	Bill Giles	G-F	6-4	192	Sr.	Hays, KS
24	24	Roger Casey	G-F	6-3	180	Fr.	Hays, KS
30	30	Tom Wikoff	F	6-5	185	Sr.	Brookville, KS
34	34	Rege Klitzke	F	6-9	190	So.	Russell, KS
40	40	Gary Venhuizen	F	6-6	195	Fr.	Morrison, IL
42	42	Dino Larry	F	6-5	210	Jr.	Poughkeepsie, NY
44	44	Cesar Fantauzzi	F-C	6-5	200	Fr.	Arroyo, Puerto Rico
52	52	Lionel Hamer	F-C	6-5	210	Sr.	Lakeview, SC

STATISTICS	G	FG-FGA	PCT	FT-FTA	PCT	REB	AVG	PTS	AVG
Max Hamblin	33	228-422	.540	70-84	.833	56	1.7	526	15.9
Mark Wilson	33	171-373	.458	143-227	.630	79	2.4	485	14.7
Dino Larry	21	112-218	.514	52-83	.627	168	8.0	276	13.1
Lionel Hamer	33	167-287	.582	49-85	.576	227	6.9	383	11.6
Cesar Fantauzzi	32	151-228	.662	56-86	.651	217	6.8	358	11.2
Bill Giles	33	91-187	.487	92-123	.748	118	3.6	274	8.3
Rege Klitzke	33	80-162	.494	40-82	.488	148	4.5	200	6.1
Tom Wikoff	30	65-124	.524	42-66	.636	95	3.2	172	5.7
Dave Lambertz	19	9-14	.643	16-18	.889	5	.3	34	1.8
Roger Casey	11	7-14	.500	6-12	.500	14	1.3	20	1.8
Gary Venhuizen	10	7-16	.438	3-3	.100	19	1.9	17	1.7
John Johnson	11	2-10	.200	10-14	.714	4	.4	14	1.3
FORT HAYS	33	1090-2055	.530	579-883	.656	1321	40.0	2759	83.6
OPPONENTS	33	963-2212	.435	403-584	.690	1259	38.2	2248	68.1

1980-81 SEASON RESULTS (30-3)

85	Wayland Baptist TX	67	72	Denver CO	62
109	Rockmont CO	67	70	Washburn KS	63
73	Columbia MO	52	86	Emporia State KS	63
92	@ Marymount KS	80	80	Bethany KS	72
99	Kansas Wesleyan	63	71	@ Pittsburg State KS	61
65	Sterling KS	55	73	@ Missouri Southern	91L
77	@ Kearney State NE	76	61	@ Washburn KS	75L
90	Marymount KS	78	64	@ Emporia State KS	61
116	Kansas Newman	85	90	Missouri Western	79
89	McPherson KS	55	88	Wayne State NE	66
100	Harris-Stowe MO	65	95	Pittsburg State KS	81
91	N Baptist Bible MO	87	77	Missouri Southern	84L
121	N Tabor KS	81	85	Kearney State NE	83
78	N Ottawa KS	68	91	# Emporia State KS	67
63	@ Kansas Newman	62	74	# Benedictine KS	68
76	@ Missouri Western	65	66	# Washburn KS	62
91	@ Wayne State NE	85			

@ Away N Neutral site

# District playoffs

Head Coach: Jerry Hueser, 11th yr, 224-84

Nickname: Antelopes

Assistants: Doyle Fyfe, Joe Hauser

Enrollment: 6750

Sports Info Director: Don Briggs

Conference: Central States

ROSTER (\*Probable Starters)

Light	Dark	Name	POS	HT	WT	CLASS	HOMETOWN
4	5	*Jeff Veerhusen	G	5-9	155	Sr.	Adams, NE
10	11	Paul Reinertson	G	6-2	175	Jr.	Ravenna, NE
12	13	Tim Kick	G	5-10	160	Jr.	Ithaca, NY
14	15	Kevin Bartlett	G	6-2	165	Jr.	Grand Island, NE
20	21	*Pat Lynch	P	6-6	180	Sr.	Papillion, NE
24	25	John Higgins	F	6-3	180	So.	Omaha Cathedral, NE
30	31	Mike Lynch	F	6-5	170	Jr.	Papillion, NE
32	33	*Rick Johnson	F	6-4	185	Sr.	Central City, NE
34	35	*Pete Andersen	F	6-5	180	Jr.	Kimball, NE
42	43	*Doug Holtmeier	G	6-5	193	Jr.	Lexington, NE
44	45	Curt Retzlaff	P	6-8	200	Sr.	Pierce, NE
54	55	Gilbert Killion	P	6-8	202	Jr.	Kearney, NE

STATISTICS	G	FG-FGA	PCT	FT-FTA	PCT	REB	AVG	PTS	AVG
Doug Holtmeier	30	206-407	.506	62-88	.705	182	6.1	474	15.8
Jeff Veerhusen	30	170-350	.486	75-94	.798	81	2.7	415	13.8
Rick Johnson	30	193-389	.496	23-40	.575	144	4.8	409	13.6
Pete Andersen	30	142-270	.526	67-94	.713	175	5.8	351	11.7
Pat Lynch	29	82-178	.461	24-38	.632	169	5.7	213	7.3
Gilbert Killion	30	59-129	.457	25-52	.481	144	4.8	143	4.8
Kevin Bartlett	30	47-102	.461	24-38	.632	37	1.3	112	3.7
Curt Retzlaff	29	43-86	.500	16-36	.444	105	3.6	102	3.5
Mike Lynch	30	39-80	.488	21-28	.750	80	2.7	99	3.3
Paul Reinertson	27	24-61	.393	13-20	.650	24	.9	61	2.3
Tim Kick	28	19-48	.396	19-23	.826	12	.4	57	2.0
Mark McKeone	18	13-33	.394	5-6	.833	27	1.5	31	1.7
KEARNEY STATE	30	1064-2208	.482	426-641	.665	1360	45.3	2554	85.1
OPPONENTS	30	875-1885	.464	418-639	.654	1330	41.0	2168	72.3

1980-81 SEASON RESULTS (24-6)

105	Dana NE	69	92	Washburn KS	73
114	Concordia NE	81	71 @	Bellevue NE	85L
78	Hastings NE	73	68 @	Missouri Southern	71L
73 @	Doane NE	75L	77 @	Pittsburg State KS	70
76	Fort Hays State KS	77L	84 @	Emporia State KS	68
104	Nebraska-Omaha	96	67 @	Washburn KS	63
79 @	Hastings NE	97L	76	Peru State NE	51
109	Bellevue NE	80	85	Wayne State NE	73
95 @	Peru State NE	71	97	Missouri Western	71
93	Doane NE	78	53 @	Chadron State NE	52
105	Hastings NE	80	90	Missouri Southern	59
86 @	Wayne State NE	69	88	Pittsburg State KS	64
72 @	Missouri Western	71	83 @	Fort Hays State KS	85L
81	Chadron State NE	67	87 #	Doane NE	80
81	Emporia State KS	56	84 #	Hastings NE	65

@ Away

# District Playoffs

## DISTRICT 12

HURON COLLEGE, HURON, SD

4th Appearance

Head Coach: Bruce Carrier, 4th yr, 96-26

Nickname: Tribe

Assistants: Terry DuPris, Jimmy Pope

Enrollment: 300

Sports Info. Director: Fred Schafer

Conference: South Dakota

## ROSTER (\*Probable Starters)

Light	Dark	Name	POS	HT	WT	CLASS	HOMETOWN
10	11	Terry Thompson	G	6-1	170	Jr.	Quincy, IL
12	13	*Tim Burgard	G	6-2	170	Sr.	Aberdeen, SD
14	15	Rick Rozell	F	6-4	175	Jr.	Warner, SD
20	21	*Dave Gray	G	6-3	180	Jr.	Chicago, IL
22	23	Roger Remien	F	6-4	175	So.	Aberdeen, SD
24	25	*Joe Naves	F	6-4	185	Sr.	Bay Minelle, AL
30	31	*Clyde Harrington	F	6-5	170	Sr.	Morrisville, NC
32	33	*Vic Walton	F	6-6	185	Sr.	Benton Harbor, MI
34	35	Roger Hoffman	G	6-0	165	So.	Colton, SD
42	43	Frank Grace	F	6-5	190	Jr.	Bay Minette, AL
44	45	Roy Troglin	F	6-5	190	Sr.	Milwaukee, WI
52	53	Todd Rozell	F	6-3	175	So.	Warner, SD

STATISTICS	G	FG-FGA	PCT	FT-FTA	PCT	REB	AVG	PTS	AVG
Joe Naves	31	186-432	.430	69-85	.811	165	5.3	441	14.2
Vic Walton	31	148-291	.500	109-139	.784	302	9.7	405	13.0
Clyde Harrington	31	136-223	.600	105-181	.580	248	8.0	377	12.1
Tim Burgard	31	116-255	.450	82-97	.845	83	2.7	314	10.1
Terry Thompson	31	83-168	.490	44-56	.785	38	1.2	210	6.7
Roger Remien	31	48-87	.550	22-39	.564	72	2.3	118	3.8
Dave Gray	31	50-123	.400	8-15	.533	65	2.1	108	3.4
Frank Grace	28	34-65	.520	13-28	.464	56	2.0	81	2.8
Roy Troglin	17	9-18	.500	3-4	.750	6	.4	21	1.2
Roger Hoffman	6	1-3	.333	4-4	.1000	1	.16	6	1.0
Rick Rozell	21	7-11	.630	3-5	.600	8	.4	17	.8
Todd Rozell	9	1-8	.120	4-6	.666	5	.5	6	.6
HURON	31	821-1687	.480	468-662	.706	1221	39.4	2110	68.0
OPPONENTS	31	625-1549	.400	296-434	.682	902	29.1	1546	49.8

1930-81 SEASON RESULTS (28-3)

83	Northwestern MN	45	62	@ South Dakota Tech	37
73	Minot State ND	47	79	Sioux Falls SD	48
48	@ Northern State SD	56L	66	Dakota State SD	58
65	@ Chadron State NE	56	61	@ Dakota Wesleyan SD	48
67	Mayville State ND	56	54	@ South Dakota-Springfield	57L
78	Yankton SD	65	87	Black Hills State SD	45
70	@ Valley City State ND	62	61	South Dakota Tech	50
62	Macalester MN	43	57	@ Minot State ND	61L ot
82	Jamestown ND	58	118	Trinity ND	48
82	Dakota State SD	56	84	@ Dakota State SD	58
44	Wisconsin-Stout	37	54	@ Sioux Falls SD	43
62	Graceland IA	41	61	+ Sioux Falls SD	33
67	South Dakota-Springfield	48	59	+ Dakota Wesleyan SD	46
80	Dakota Wesleyan SD	44	61	# Mount Marty SD	59
52	Westmar IA	25	69	# Great Falls MT	63
62	@ Black Hills State SD	53			

@ Away + SDIC Tournament

#District playoffs

Head Coach: Rees Johnson, 5th yr, 87-48

Nickname: Auggies

Assistants: Jay Pivec, Dave Boots

Enrollment: 1600

Sports Info Director: Doug Nelson

Conference: Minnesota Intercollegiate

ROSTER (\*Probable Starters)

Light	Dark	Name	POS	HT	WT	CLASS	HOMETOWN
10	10	*Ronnie Henderson	G	5-6	145	Sr.	Minneapolis, MN
12	12	*Tim Mattek	G	6-2	170	Sr.	Sturgeon Bay, WI
14	14	Joe Utecht	G	6-0	170	Jr.	St. Paul, MN
20	20	Brad Nelson	G	6-3	175	Jr.	Marshall, MN
22	22	Gary Copperud	G	6-0	175	Jr.	Washburn, WI
24	24	*Greg Boone	F	6-4	185	Sr.	Minneapolis, MN
40	40	*Dave Trost	C	6-7	175	Sr.	Silver Bay, MN
42	42	Chuck Emmons	C	6-6	205	Sr.	Bloomington, MN
44	44	Dale Womeldorf	F	6-7	210	Jr.	Mound, MN
50	50	*Brad Henke	F	6-5	195	Sr.	Minneapolis, MN
52	52	John Travis	F	6-5	195	Sr.	Minneapolis, MN
54	54	Dave Meslow	F	6-5	190	So.	Mahtomedi, MN

STATISTICS	G	FG-FGA	PCT	FT-FTA	PCT	REB	AVG	PTS	AVG
Greg Boone	28	248-509	.487	108-132	.818	211	7.5	604	21.5
Tim Mattek	27	140-280	.500	37-56	.661	90	3.3	317	11.7
Ronnie Henderson	27	116-262	.443	53-74	.716	70	2.6	285	10.6
Brad Henke	26	81-163	.497	42-56	.750	107	4.1	204	7.8
Brad Nelson	26	79-134	.590	35-44	.795	40	1.5	193	7.4
Dale Womeldorf	24	63-119	.529	47-63	.746	104	4.3	173	7.2
John Travis	18	46-89	.517	35-46	.761	68	3.8	127	7.1
Dave Trost	18	44-83	.530	20-32	.625	99	5.5	108	6.0
Chuck Emmons	24	31-78	.397	21-43	.488	66	2.8	83	3.5
Gary Copperud	26	21-57	.368	19-29	.655	30	1.1	61	2.3
Dave Meslow	9	5-13	.385	7-11	.636	7	0.8	17	1.9
Joe Utecht	12	3-7	.429	3-7	.429	10	0.8	9	0.8
AUGSBURG	28	938-1901	.493	452-642	.704	1100	39.3	2328	83.1
OPPONENTS	28	711-1579	.450	416-605	.688	1013	36.2	1838	65.6

1980-81 SEASON RESULTS (27-1)

85 @ Bemidji State MN	57	78 @ Macalester MN	70
106 Mt. Senario WI	60	91 @ Hamline MN	61
104 Northwestern MN	60	74 @ St. Olaf MN	53
82 @ Eastern Montana	80	90 @ St. Mary's MN	68
83 @ Eastern New Mexico	73	70 @ Concordia MN	65
60 @ Lamar TX	101L	63 @ St. Thomas MN	58
75 Wisconsin-Stout	57	76 @ St. John's MN	65
93 Mankato State MN	74	91 Gustavus Adolphus MN	66
95 St. Mary's MN	77	78 @ Bethel MN	71
92 Concordia MN	57	77 Macalester MN	65
66 St. Thomas MN	52	90 Hamline MN	59
87 St. John's MN	50	82 St. Olaf MN	56
87 @ Gustavus Adolphus MN	64	89 # Minnesota-Duluth	79
85 Bethel MN	69	79 # Moorhead State MN	74

@ Away

# District Playoffs

DISTRICT 14 UNIVERSITY OF WISCONSIN-EAU CLAIRE, EAU CLAIRE, WI 12th Appearance

Head Coach: Ken Anderson, 13th yr, 304-61

Nickname: Blugolds

Assistant: Dale Race

Enrollment: 10,600

Sports Info. Director: Tim Petermann

Conference: Wisconsin State Univ.

ROSTER (\*Probable Starters)

Light	Dark	Name	POS	HT	WT	CLASS	HOMETOWN
12	12	Johnny Washington	G	6-1	180	Sr.	Racine, WI
20	20	*Tony Carr	G	6-3	180	Jr.	Beloit, WI
22	22	*Jim Behnke	G	6-3	180	Sr.	Manitowoc, WI
24	24	Danny Mau	G	6-1	180	So.	Prairie Farm, WI
30	30	Gregg Jensen	F	6-7	207	Jr.	Kaukauna, WI
32	32	*Joe Merten	F-G	6-7	195	Sr.	Kenosha, WI
34	34	Braulio Rivas	F-G	6-6	182	Fr.	Panama City, Panama
40	40	Ben Aeilts	F	6-7	190	Fr.	St. Paul, MN
42	42	Mike Sodini	F	6-5	205	Fr.	Merrill, WI
45	45	Julian Kycia	C	6-9	228	So.	Minneapolis, MN
52	52	*Mike Morgan	F	6-8	230	Sr.	Ladysmith, WI
54	54	*Bob Coenen	F	6-9	232	Jr.	DePere, WI

STATISTICS	G	FG-FGA	PCT	FT-FIA	PCT	REB	AVG	PTS	AVG
Tony Carr	29	209-442	.473	59-84	.702	88	3.0	447	16.4
Joe Merten	29	164-315	.521	55-92	.598	187	6.4	383	13.2
Bob Coenen	29	124-219	.566	80-123	.650	240	8.3	328	11.3
Mike Morgan	29	99-164	.604	93-125	.744	300	10.3	291	10.0
Jim Behnke	20	63-138	.457	39-49	.796	70	3.5	165	8.3
Braulio Rivas	19	54-112	.482	21-38	.553	99	5.2	129	6.8
John Washington	24	47-97	.485	16-24	.667	35	1.5	110	4.6
Julian Kycia	24	37-63	.587	15-33	.455	77	3.2	89	3.7
Gregg Jensen	23	30-70	.429	10-18	.556	52	2.3	70	3.0
Danny Mau	21	19-57	.333	17-28	.607	14	0.7	55	2.6
Mike Sodini	2	0-1	.000	0-0	---	0	0.0	0	0.0
EAU CLAIRE	29	870-1741	.500	413-629	.657	1332	45.9	2153	74.2
OPPONENTS	29	676-1779	.380	328-479	.685	1009	34.8	1680	57.9

1980-81 SEASON RESULTS (25-4)

88	St. Norbert WI	59	90	Wisconsin-Oshkosh	53
74	Birmingham-Southern AL	68	75	Wisconsin-LaCrosse	63
57	@ Briar Cliff IA	51	73	Wisconsin-Milwaukee	50
102	@ Morningside IA	104L 4ot	66	Wisconsin-Stout	60
83	@ Augustana SD	55	85	@ Wisconsin-River Falls	43
89	Wisconsin-River Falls	48	77	@ Wisconsin-LaCrosse	72
58	@ Wisconsin-Whitewater	67L	82	Wisconsin-Superior	35
51	@ Wisconsin-Stevens Point	59L	80	@ Wisconsin-Oshkosh	61
53	Northern Michigan	52	73	Wisconsin-Whitewater	56
66	Staten Island NY	51	67	Wisconsin-Stevens Point	48
68	LeMoyne-Owen TN	61 ot	62	@ Wisconsin-Stout	46
62	@ Iowa	86L	96	Wisconsin-Platteville	70
81	Milton WI	41	76	# Carroll WI	64
69	Wisconsin-Superior	48	68	# Wisconsin-Parkside	64
82	@ Wisconsin-Platteville	45			

@ Away

# District playoffs

## DISTRICT 15

BRIAR CLIFF COLLEGE, SIOUX CITY, IA

5th Appearance

Head Coach: Ray Nacke, 10th yr, 175-95

Nickname: Chargers

Assistants: Ron Schultz, Ken Major

Enrollment: 1258

Sports Info. Director: Jerry Hanson

Conference: NAIA District 15

## ROSTER (\*Probable Starters)

Light	Dark	Name	POS	HT	WT	CLASS	HOMETOWN
10	11	Jim Flaws	G	5-8	145	Sr.	Webster City, IA
12	13	*Reggie Grenald	G	6-1	170	So.	Panama City, Panama
14	15	*Rolando Frazer	F	6-7	205	Sr.	Panama City, Panama
22	23	Vince Duncan	G	6-4	190	So.	Panama City, Panama
24	25	Rolando Lawrence	C	6-5	195	Jr.	Paraiso, Canal Zone
32	33	Mark Forbes	G-F	6-5	175	So.	Pedro Miguel, Panama
34	35	Chuck Weber	F	6-6	190	Sr.	Webster City, IA
40	41	Rodney Minor	C	6-5	185	Sr.	Louisville, KY
42	43	*Mitchell McCallister	G	6-3	180	Sr.	Louisville, KY
50	51	*Jim Hardy	F	6-6	200	Jr.	Columbia, SC
52	53	Israel Vigier	C	6-7	200	Jr.	Paraiso, Canal Zone
54	55	*Tony Tebben	C	6-10	220	So.	Corwith, IA

STATISTICS	G	FG-FTA	PCT	FT-FTA	PCT	REB	AVG	PTS	AVG
Rolando Frazier	28	368-609	.604	130-189	.688	292	10.4	866	30.9
Reggie Grenald	28	167-313	.534	63-86	.733	84	3.0	397	14.2
Jim Hardy	19	108-206	.524	16-27	.593	115	6.1	232	12.2
Mitch McCallister	28	77-181	.425	36-44	.818	85	3.0	190	6.8
Rodney Minor	28	63-113	.557	16-25	.640	141	5.0	142	5.1
Tony Tebben	19	32-55	.582	9-16	.563	69	3.6	73	3.8
Mark Forbes	26	35-77	.455	15-22	.682	40	1.5	85	3.3
Chuck Weber	28	29-83	.349	20-30	.667	53	1.9	78	2.8
Rolando Lawrence	25	20-48	.417	7-20	.350	71	2.8	47	1.9
Israel Vigier	13	4-10	.400	4-4	.100	13	1.0	12	.9
Vince Duncan	9	2-6	.333	3-5	.600	1	.1	7	.8
Jim Flaws	15	2-5	.400	1-5	.200	2	.1	5	.3
BRIAR CLIFF	28	935-1792	.522	333-494	.674	1127	40.3	2203	78.7
OPPONENTS	28	776-1635	.475	305-460	.663	905	32.3	1857	66.3

1930-81 SEASON RESULTS (26-2)

81	@ Yankton SD	70	98	Dordt IA	86
88	@ Mt. Mercy IA	83	77	@ Southwest State MN	72
51	Wisconsin-Eau Claire	57L	90	Mt. Marty SD	76
85	Milton WI	67	80	@ Wayne State NE	60
74	@ Morningside IA	68	66	Mt. Mercy IA	41
51	@ South Dakota	50	63	@ Westmar IA	44
89	Wayne State NE	76	103	Grand View IA	91
95	@ Graceland IA	78	76	@ Northwestern IA	73
43	Morningside IA	42	95	Mary ND	62
87	Graceland IA	64	54	@ Dordt IA	53
94	Grand View IA	73	79	@ Mt. Marty SD	64
91	Northwestern IA	68	83	Westmar IA	65
78	@ Grand View IA	92L	80	# Northwestern IA	71
63	Loras IA	51	89	# Grand View IA	60

@ Away

# District playoffs



Head Coach: Marvin Walker, 1st yr, 19-11  
 Assistant: Del Morley  
 Sports Info Director Dan Cashel

Nickname: Panthers  
 Enrollment: 1000  
 Conference: NAIA District 16

ROSTER (\*Probable Starters)

Light	Dark	Name	POS	HT	WT	CLASS	HOMETOWN
5	5	Arnold White	F	6-4	189	Fr.	St. Louis, MO
11	11	David McCurry	G	5-10	145	Fr.	Springfield, MO
13	13	*Kent Russell	G	5-11	160	Jr.	Nixa, MO
21	21	Marc Ridlen	F	6-7	190	Fr.	Springfield, MO
25	25	Joe Gideon	G-F	6-4	182	Sr.	Forsyth, MO
31	31	Craig James	G	6-2	170	Fr.	St. James, MO
33	33	*Bruce Robbins	F	6-6	190	Jr.	Wagoner, OK
35	35	*Melvin Porter	G	6-1	190	Fr.	Benton, MO
43	43	*Marcus Peel	G-F	6-5	205	Sr.	Tulsa, OK
45	45	*Elwayne Campbell	C	6-9	210	So.	Inglewood, CA
53	53	Shelly Sellers	F	6-5	180	So.	Nixa, MO
55	55	Jerome McLaughlin	F-C	6-6	200	Jr.	McRae, GA

STATISTICS	G	FG-FGA	PCT	FT-FTA	PCT	REB	AVG	PTS	AVG
Marcus Peel	30	213-407	.523	95-128	.742	215	7.2	521	17.4
Bruce Robbins	29	226-459	.492	55-62	.887	211	7.1	507	16.9
Elwayne Campbell	25	124-203	.611	69-122	.566	207	9.9	317	15.1
Melvin Porter	26	118-244	.484	64-84	.762	71	2.4	300	10.0
Kent Russell	27	88-211	.417	51-78	.654	82	2.8	227	7.8
Marc Ridlen	8	64-150	.427	29-51	.569	115	3.8	157	5.2
Joe Gideon	21	38-85	.447	9-17	.529	38	1.8	85	4.1
Jerome McLaughlin	25	25-45	.555	13-27	.481	49	2.5	63	3.2
Arnold White	18	20-39	.513	4-12	.333	48	2.7	44	2.4
David McCurry	4	3-5	.600	2-3	.667	1	0.3	8	2.0
Shelly Sellers	17	8-25	.320	11-14	.786	19	1.1	27	1.6
Craig James	25	12-42	.286	10-15	.667	10	0.4	34	1.4
DRURY	30	942-1925	.489	412-619	.665	1068	35.6	2296	76.5
OPPONENTS	30	922-1947	.474	331-537	.616	1101	36.7	2175	72.5

1980-81 SEASON RESULTS (19-11)

68 @ Oklahoma Christian	88L	70	Avila MO	79L
62 @ Missouri Western	63L	73	Missouri Western	66
65 Henderson State AR	72L	58 @	Evangel MO	52
60 @ Quincy IL	77L	65 @	Rockhurst MO	76L
78 @ SE Missouri	66	73 @	Avila MO	74L
74 @ Southwest Baptist MO	61	94 @	Marymount KS	90
68 Missouri Southern	60	82	Central Methodist MO	64
76 N Jacksonville State AL	74	79	Evangel MO	57
70 N Valdosta State GA	74L	76	Missouri-Kansas City	48
74 SE Missouri	72	107	Marymount KS	98
92 @ Kansas Newman	85	97 @	Central Methodist MO	96
83 Rockhurst MO	85L	66	Southwest Baptist MO	67L
93 Quincy IL	77	99 #	Missouri Baptist	81
70 @ Missouri-Kansas City	71L	75 #	Southwest Baptist MO	64
79 @ Missouri Southern	76	70 #	Missouri Southern	62

@ Away

N Neutral Site

# District Playoffs

Head Coach: Jerry Kirksey, 2nd yr, 58-9  
 Assistants: Bruce Terry, Dennis Bailey  
 Sports Info. Director: Mike Dugan

Nickname: Reddies  
 Enrollment: 3,014  
 Conference: Arkansas Intercolle-  
 giate Conference (AIC)

ROSTER (\*Probable Starters)

Light	Dark	Name	POS	HT	WT	CLASS	HOMETOWN
10	11	*Terry Deloney	G	6-1	163	Jr.	Texarkana, AR
12	13	*John Hansen	G	6-2	160	Sr.	Cherokee Village, AR
14	15	Tony Williamson	G	5-10	160	So.	Emmet, AR
22	23	Joe Berry	G	6-2	180	Sr.	McNeil, AR
24	25	*Bo Harris	G	6-½	168	Fr.	Magnolia, AR
32	33	*Doyle Hayes	F	6-6	187	Sr.	Plumbille, AR
34	35	Alan Hayes	F	6-5	186	Fr.	Magnolia, AR
40	41	Marshall Pulliam	F	6-5	195	Jr.	Oxford, MS
42	42	*Thurlon Weaver	G/F	6-3½	182	Sr.	McNeil, AR
44	45	Duane Jackson	G	5-11	165	Jr.	Little Rock, AR
50	51	*John Ware	F	6-3½	191	Jr.	Hampton, AR
54	55	*Slyvester James	F/C	6-6	235	Jr.	Hayti, MO

STATISTICS	G	FG-FGA	PCT	FT-FIA	PCT	REB	AVG	PTS	AVG
Doyle Hayes	27	135-249	.542	59-84	.702	133	4.9	329	12.2
John Hansen	31	125-212	.590	75-91	.824	62	2.0	325	10.5
Thurlon Weaver	31	138-265	.521	30-37	.811	95	3.1	306	9.9
Terry Deloney	32	106-238	.445	60-87	.690	104	3.3	272	8.5
Slyvester James	30	95-151	.629	48-101	.475	158	5.3	240	8.0
John Ware	32	92-165	.558	67-95	.705	167	5.2	251	7.8
Alan Hayes	27	82-175	.469	24-37	.649	77	2.9	188	7.0
Marshall Pulliam	14	24-59	.407	12-17	.706	34	2.4	60	4.3
Bo Harris	27	36-72	.500	33-44	.750	35	1.3	105	3.9
Joe Berry	14	12-26	.462	10-16	.625	16	1.1	34	2.4
Tony Williamson	6	4-5	.800	5-7	.714	1	.2	13	2.2
Duane Jackson	8	2-4	.500	4-10	.400	6	.8	8	1.0
HENDERSON STATE	32	854-1622	.527	427-629	.679	1024	32.0	2135	66.7
OPPONENTS	32	807-1778	.454	353-539	.655	959	30.0	1968	61.5

1980-81 SEASON RESULTS (25-7)

87	Xavier LA	68	70	@ Harding AR	67
72	@ Drury MO	65	71	Louisiana College	61
60	@ Mississippi C.	62L	66	@ Hendrix AR	83L
66	SE Oklahoma	52	62	Southern Arkansas	53
69	Hendrix AR	74L	64	Mississippi C.	43
56	@ Southern Arkansas	55	61	Arkansas-Monticello	50
60	@ Arkansas-Monticello	53	77	@ College of Ozarks AR	61
68	College of Ozarks AR	55	72	@ Xavier LA	93L
78	Lincoln MO	66	62	Central Arkansas	53
59	N Southwest Texas State	67L	69	@ Arkansas Tech	60
65	N St. Mary's TX	54	71	Arkansas College	80L
61	@ Central Arkansas	54	50	@ Ouachita Baptist AR	45
68	Arkansas Tech	54	86	Harding AR	74
66	@ Louisiana College	64	64	# Arkansas-Monticello	54
61	@ Arkansas College	65L	76	# Arkansas College	57
65	Ouachita Baptist AR	56	53	# Hendrix AR	50

@ Away

N Neutral site

## DISTRICT 18

WAYNESBURG COLLEGE, WAYNESBURG, PA

2nd Appearance

Head Coach: Rudy Marisa, 12th yr, 185-98

Nickname: Yellow Jackets

Assistants: Rick Sonneborn, Larry Marshall

Enrollment: 750

Sports Info. Director: Edward Marotta

Conference: NAIA District 18

## ROSTER (\*Probable Starters)

Light	Dark	Name	POS	HT	WT	CLASS	HOMETOWN
12	13	*Raymond Natili	G	6-0	171	Fr.	Washington, PA
20	41	Pete Gause	G	6-2	182	Fr.	Ambridge, PA
22	23	*Paul Epps	C	6-3	166	Sr.	Uniontown, PA
30	31	Todd Crowley	G	6-4	170	Sr.	Charlotte, NC
40	11	*Tim Tyler	G	6-3	174	So.	Pittsburgh, PA
42	43	Mark Doppelheuer	F	6-5	203	Fr.	Connellsville, PA
44	45	Scott Smoggie	F	6-5	198	Jr.	Clarksville, PA
50	51	*Mike Taylor	G	6-3	177	Sr.	South Park, PA
52	53	*Tim Walker	F	6-3	175	So.	Pittsburgh, PA

STATISTICS	G	FG-FGA	PCT	FT-FIA	PCT	REB	AVG	PTS	AVG
Mike Taylor	28	210-387	.543	100-123	.813	173	6.0	520	18.6
Tim Tyler	28	177-372	.476	82-110	.745	141	5.0	436	15.6
Tim Walker	28	116-258	.450	89-150	.593	226	8.1	321	11.5
Paul Epps	28	114-203	.562	88-148	.595	235	8.4	306	10.9
Ray Natili	28	65-131	.496	105-137	.766	53	1.9	235	8.4
Todd Crowley	28	41-88	.466	47-67	.701	63	2.3	129	4.6
Mark Doppelheuer	25	23-53	.434	21-36	.583	70	2.8	67	2.7
Scott Smoggie	20	10-33	.303	11-24	.458	47	2.4	31	1.6
Pete Gause	10	1-4	.250	4-7	.571	5	0.5	6	0.6
WAYNESBURG	28	786-1599	.492	556-825	.674	1057	37.8	2128	76.0
OPPONENTS								1789	63.9

## 1980-81 SEASON RESULTS (23-5)

110	Daemen NY	58	69	St. Vincent PA	60
111	Mt. Vernon Nazarene OH	93	72	Point Park PA	77L
47	@ Bethany WV	44 ot	51	@ Grove City PA	60L
81	@ West Liberty WV	82L	59	Davis & Elkins WV	54
54	@ California State PA	39	67	@ St. Vincent PA	75L
90	Frostburg State MD	82	69	@ Behrend PA	65
81	California State PA	66	96	Mercyhurst PA	69
84	Indiana PA	60	68	Geneva PA	52
94	@ Mount Vernon Nazarene OH	62	93	@ LaRoche PA	70
73	West Liberty WV	68	66	Westminster PA	56
62	@ Davis & Elkins WV	59	94	Alliance PA	55
82	@ Geneva PA	65	99	@ Frostburg State MD	72
75	@ Westminster PA	74	81	# Point Park PA	60
53	LaRoche PA	55L	47	# St. Vincent PA	45

@ Away

# District playoffs

## DISTRICT 19

## NORFOLK STATE UNIVERSITY, NORFOLK, VA 5th Appearance

Head Coach: Lucias Mitchell, 16th yr, 325-28

Nickname: Spartans

Assistant: Mike Bernard

Enrollment: 8000

Sports Info. Director: Kenny Snelling

Conference: Central Intercollegiate

## ROSTER (\*Probable Starters)

Light	Dark	Name	POS	HT	WT	CLASS	HOMETOWN
00	13	*Terry Tibbs	G	6-3	190	Jr.	Washington, DC
10	11	Tracy Allen	G	5-10	160	So.	Miami, FL
20	21	*Tim Allen	G	6-4	180	So.	W. Palm Beach, FL
22	23	Darren Akins	G	6-2	165	Fr.	Miami, FL
24	25	*Billy Walker	G	6-0	160	Fr.	Norfolk, VA
32	31	Michael Johnson	F	6-10	215	Fr.	Miami, FL
34	35	*David Pope	F	6-7	205	Fr.	Newport News, VA
40	41	*Louis Thomas	C	6-9	215	Jr.	Pensacola, FL
42	43	Frank Stallworth	F	6-6	175	Jr.	W. Palm Beach, FL
44	45	Bobby Davis	F	6-8	195	So.	Dallas, TX
50	51	Kenny Haynes	C	6-7	225	So.	Washington, DC

STATISTICS	G	FG-FGA	PCT	FT-FTA	PCT	REB	AVG	PTS	AVG
David Pope	27	256-457	.560	73-96	.760	258	9.6	585	21.7
Terry Tibbs	28	178-372	.479	44-64	.688	67	2.4	400	14.3
Billy Walker	28	113-235	.481	88-117	.752	70	2.5	314	11.2
Tim Allen	28	114-205	.556	45-58	.776	156	5.6	273	9.8
Louis Thomas	28	94-175	.537	46-66	.697	287	10.3	234	8.4
Kenny Haynes	24	53-79	.671	28-55	.509	142	5.9	134	5.6
Michael Johnson	24	50-112	.446	32-53	.604	104	4.3	132	5.5
Frank Stallworth	20	39-89	.438	11-18	.611	49	2.5	89	4.5
Bobby Davis	16	14-46	.304	11-14	.786	33	2.1	39	2.4
Darren Akins	17	8-22	.364	9-13	.692	12	.7	25	1.5
Tracy Allen	19	7-15	.467	12-18	.667	7	.4	26	1.4
NORFOLK STATE	28	979-1924	.509	422-610	.692	1313	46.9	2380	85.0
OPPONENTS	28	917-2008	.457	366-535	.684	1080	38.6	2200	78.6

## 1980-81 SEASON RESULTS (19-9)

64	Morgan State MD	62	99	Virginia State	72
85	Bowie State MD	48	86	@ Bowie State MD	71
63	Old Dominion VA	80L	70	Virginia Union	80L
75	Rutgers-Camden NJ	66	84	Elizabeth City NC	86L ot
81	@ North Carolina Central	77	93	Hampton Institute VA	92
85	@ Winston-Salem NC	83	112	@ St. Paul's VA	125L
91	St. Paul's VA	73	112	Fayetteville State NC	98
69	Hampton Institute VA	64	78	Shaw NC	67
105	Livingstone NC	79	72	@ Virginia Union	75L
78	@ Morgan State MD	70	88	St. Paul's VA	92L
80	@ St. Augustine's NC	69	89	@ Elizabeth City NC	88
90	@ Johnson C. Smith NC	93L	77	+ St. Augustine's NC	80L
98	@ Virginia State	85	95	# Radford VA	71
54	@ Hampton Institute VA	66L	107	# Maryland-Eastern Shore	88

@ Away + CIAA Tournament

# District playoffs

Head Coach: Bob Hallberg, 10th yr, 226-85  
 Assistants: Dennis Wills, Barry Shaw, Eryck Pryor  
 Sports Info. Director: Donna Murphy

Nickname: Cougars  
 Enrollment: 7300  
 Conference: Chocagoland Inter-collegiate

ROSTER (\*Probable Starters)

Light	Dark	Name	POS	HT	WT	CLASS	HOMETOWN
11	11	Frank Fuda	G	5-10	155	Sr.	Chicago, IL
12	12	*Curtis Tillman	F	6-3	185	Sr.	Detroit, MI
13	13	*James Stephens	G	6-2	170	Sr.	Detroit, MI
14	14	*Percy Leonard	G	6-0	175	Sr.	Chicago, IL
15	15	Jim Linn	G	5-10	155	Jr.	Oak Forest, IL
20	20	Zeke Rand	F	6-5	180	So.	Chicago, IL
22	22	Greg Lehmann	G-F	6-3	175	Fr.	Oak Lawn, IL
24	24	Melvin Buckley	G-F	6-3	174	Fr.	Harvey, IL
25	25	Bernard Madison	F	6-5	190	So.	Chicago, IL
30	30	*Ray Coleman	G-F	6-6	200	Jr.	East St. Louis, IL
31	31	*Ron Collum	F	6-6	185	So.	Chicago, IL
32	32	Larry Lowe	C	6-8	200	Sr.	Chicago Heights, IL

STATISTICS	G	FG-FGA	PCT	FT-FTA	PCT	REB	AVG	PTS	AVG
Ray Coleman	29	155-297	.521	71-102	.696	222	.76	381	13.1
Curtis Tillman	24	145-277	.523	24-34	.705	141	5.8	314	13.0
Percy Leonard	31	162-349	.464	56-91	.615	51	1.6	380	12.2
Ron Collum	31	132-310	.425	70-101	.693	188	6.0	334	10.7
Larry Lowe	31	137-281	.487	59-83	.710	200	6.4	333	10.7
James Stephens	31	150-334	.449	10-16	.625	107	3.4	310	10.0
Zeke Rand	19	61-152	.401	33-48	.687	63	3.3	155	8.1
Jim Linn	22	23-61	.377	19-26	.730	22	1.0	65	2.9
Bernard Madison	21	19-46	.413	12-26	.461	43	2.0	50	2.3
Frank Fuda	10	6-12	.500	2-6	.333	9	.900	14	1.4
Melvin Buckley	14	7-16	.437	0-2	.000	11	.785	14	1.0
Greg Lehmann	15	2-15	.133	11-14	.785	16	1.0	15	1.0
CHICAGO STATE	31	1030-2210	.466	369-544	.678	1256	40.5	2429	78.3
OPPONENTS	31	836-1922	.434	491-604	.812	1166	37.6	2163	69.7

1980-81 SEASON RESULTS (23-8)

83	@ Central State OH	62	73	@ Lewis IL	70
76	Northland WI	68	72	@ St. Xavier IL	63
91	@ Western Illinois	92L	72	Central State OH	76L
61	@ Bradley IL	85L	89	@ Northeastern Illinois	79
74	McKendree IL	70	105	@ Illinois Tech	86
102	St. Mary's MN	83	58	@ Wisconsin-Parkside	60L
65	Trevecca Nazarene TN	61 ot	52	@ St. Francis IL	54L
89	Kentucky State	74	83	@ McKendree IL	91L
87	N Dubuque IA	71	84	St. Xavier IL	63
48	@ North Park IL	47	107	Northeastern Illinois	82
93	North Park IL	82	85	+ Northeastern Illinois	67
62	@ Illinois Wesleyan	68L	85	+ St. Xavier IL	66
77	Lewis IL	55	86	# Northeastern Illinois	67
84	Illinois Tech	62	68	# Quincy IL	58
76	St. Francis IL	55	75	# McKendree IL	74
67	@ Eastern Illinois	72L			

@ Away N Neutral site

# District playoffs

DISTRICT 21

HANOVER COLLEGE, HANOVER, IN

6th Appearance

Head Coach: John R. Collier, 15th yr, 291-138

Nickname: Panthers

Assistant: C. Wayne Perry

Enrollment: 980

Sports Info. Director: Dave Langlais

Conference: Hoosier-Buckeye

## ROSTER (\*Probable Starters)

Light	Dark	Name	POS	HT	WT	CLASS	HOMETOWN
10	10	*Don White	G	5-11	150	Sr.	Clarksville, IN
12	12	*Bill Williams	G	6-2	180	Jr.	Louisville, KY
20	20	Steve Avila	G	6-0	165	So.	Muncie, IN
22	22	Mark McEwen	G	5-10	155	So.	Jay County, IN
25	25	*Dave Snyder	C	6-8	215	Jr.	Bloomington, IN
32	32	*Eric Ballenger	G-F	6-5	200	Sr.	Jeffersonville, IN
34	34	Larry Mayers	C	6-6	185	Jr.	Ft. Wayne, IN
35	35	Todd Nelson	F	6-5	210	So.	Columbus, IN
40	40	Mark Mitchell	F	6-4	185	Fr.	Bowling Green, KY
50	50	*Joe Brunk	F	6-5	220	Jr.	Indianapolis, IN
54	54	Bart Pflum	F-C	6-7	195	So.	Cambridge City, IN

STATISTICS	G	FG-FGA	PCT	FT-FTA	PCT	REB	AVG	PTS	AVG
Joe Brunk	31	198-371	.533	70-100	.700	218	7.0	466	15.0
Dave Snyder	31	184-358	.513	75-107	.701	112	3.6	443	14.2
Eric Ballenger	30	132-267	.494	37-42	.880	117	3.9	301	10.0
Billy Williams	31	101-173	.583	48-68	.705	63	2.0	250	8.0
Don White	30	87-168	.517	59-79	.746	51	1.7	233	7.7
Bart Pflum	30	86-198	.434	29-57	.508	127	4.2	201	6.7
Larry Mayers	10	24-42	.571	19-29	.655	30	3.0	67	6.7
Steve Avila	29	69-136	.507	41-48	.854	61	2.1	179	6.1
Todd Nelson	18	40-82	.487	10-17	.588	44	2.4	90	5.0
Mark McEwen	18	20-47	.425	8-17	.470	15	.83	48	2.6
Mark Mitchell	6	1-11	.090	4-12	.333	9	1.5	6	1.0
HANOVER	31	942-1853	.508	400-576	.694	847	27.3	2284	73.7
OPPONENTS	31	870-1985	.438	303-409	.740	942	30.3	2043	65.9

1980-81 SEASON RESULTS (24-7)

75	N	Central State OH	71	80	Defiance OH	70
89	@	Cumberland KY	82	105	@ Wilmington OH	83
54		Marian IN	60L	69	Taylor IN	58
81	@	Thomas More KY	61	49	@ Earlham IN	41
71		IUPUI-Indianapolis IN	68	69	Manchester IN	62
80	N	Behrend PA	68	70	Bluffton OH	61
61	N	Coppin State MD	67L	54	@ Findlay OH	63L
56	@	Indiana State-Evansville	80L	91	Rose-Hulman IN	86
77	@	Manchester IN	57	84	Earlham IN	56
88		Depauw IN	76	67	@ Anderson IN	57
87		Findlay OH	59	108	Wilmington OH	74
53	@	Bluffton OH	50	70	@ Taylor IN	55
68	N	Alabama-Huntsville	85L	69	@ Defiance OH	73L
62	N	South Carolina-Aiken	65L	78	# Franklin IN	76 ot
58	N	Central State OH	54	67	# Tri-State IN	60
94		Anderson IN	65			

@ Away N Neutral site

# District playoffs

Head Coach: Don Callan, 21st yr, 292-255

Nickname: Yellow Jackets

Assistants: Keith Clark, Dann Green

Enrollment: 1353

Sports Info. Director: Craig Miller

Conference: Mid-Ohio

## ROSTER (\*Probable Starters)

Light	Dark	Name	POS	HT	WT	CLASS	HOMETOWN
5	5	Larry Green	G	5-8	150	Jr.	Cedarville, OH
11	11	Mike Smart	G	6-0	155	So.	Troy, OH
13	13	Todd Hamlet	F	6-3	170	Fr.	Troy, MI
15	15	Malcolm Dixon	G	6-0	175	So.	Hamilton, OH
21	21	*Greg Greve	F	6-3	190	Sr.	Greensburg, IN
23	23	*Curt Berger	G	5-11	160	Sr.	Olney, IL
31	31	Drew Baker	F	6-2	175	Jr.	Cedarville, OH
33	33	*Eric Mounts	G	6-3	170	Sr.	Springfield, OH
35	35	*David Carr	F	6-5	185	So.	Cedarville, OH
41	41	Tim Danube	C	6-6	200	Fr.	Baraboo, WI
43	43	*Mark Womack	F	6-4	180	Jr.	Churubusco, IN
53	53	Tim Pryor	C	6-7	195	So.	Troy, MI

STATISTICS	G	FG-FGA	PCT	FT-FTA	PCT	REB	AVG	PTS	AVG
Eric Mounts	28	320-651	.492	155-195	.795	148	5.3	795	28.4
Mark Womack	28	214-368	.582	61-71	.859	136	4.9	489	17.5
David Carr	28	156-304	.513	57-79	.722	202	7.2	369	13.2
Drew Baker	15	61-101	.604	27-44	.614	100	6.7	149	9.9
Greg Greve	28	106-199	.533	36-64	.563	130	4.6	248	8.9
Curt Berger	28	43-83	.518	47-57	.825	68	2.4	133	4.8
Tim Pryor	20	18-43	.419	15-32	.469	63	3.2	51	2.6
Tim Danube	18	12-21	.571	10-14	.714	35	1.9	34	1.9
Larry Green	20	8-23	.348	8-14	.571	9	0.5	24	1.2
Malcolm Dixon	16	9-16	.563	1-4	.250	10	0.6	19	1.2
Todd Hamlet	19	7-26	.269	5-13	.385	19	1.0	19	1.0
Mike Smart	14	4-11	.364	0-1	.000	5	0.4	8	0.6
CEDARVILLE	28	964-1864	.517	432-598	.722	1100	39.3	2360	84.3
OPPONENTS	28	911-1943	.469	298-435	.685	1081	38.6	2120	75.7

## 1980-81 SEASON RESULTS (25-3)

77	IUPU-Fort Wayne IN	68	70	@ Urbana OH	68
72	IUPU-Indianapolis IN	71	92	Tiffin OH	80
95	Kentucky Christian	74	94	Rio Grande OH	93 ot
86	@ Ottawa CAN	60	72	@ Malone OH	90L
93	@ Waterloo CAN	69	80	Ohio Dominican	69
91	Wilberforce OH	79	96	@ Mt. Vernon Nazarene OH	87
108	Malone OH	89	73	Walsh OH	72 ot
90	@ Wilmington OH	72	90	Urbana OH	80
49	@ Denison OH	47	93	@ Tiffin OH	89 ot
69	@ Findlay OH	70 L 2ot	91	@ Rio Grande OH	90 ot
87	@ Grand Rapids MI	60	74	Urbana OH	78L
89	@ Ohio Dominican	66	87	Central State OH	83
97	Mt. Vernon Nazarene OH	84	89	# Urbana OH	81
76	@ Walsh OH	73	80	# Defiance OH	78

@ Away

# District playoffs

DISTRICT 23

HILLSDALE COLLEGE, HILLSDALE, MI

3rd Appearance

Head Coach: Bill Morse, 4th yr, 97-26

Nickname: Chargers

Assistant: Marc Comstock

Enrollment: 1100

Sports Info Director: Joe Polizzi

Conference: Great Lakes

## ROSTER (\*Probable Starters)

Light	Dark	Name	POS	HT	WT	CLASS	HOMETOWN
12	13	*Johnnie Hill	F	6-4	180	Sr.	Toledo, OH
14	15	Deon Blackwell	G	6-1	170	So.	Jackson, MI
20	21	*Rob Fodor	G	6-1	175	So.	Bloomfield Hills, MI
22	23	Dave Springer	G	6-1	175	Fr.	Wren, OH
24	25	Dave Rhine	C	6-6	205	Sr.	Harbor Springs, MI
30	31	Ed Peper	F	6-5	190	Fr.	Dearborn, MI
32	33	*Dale Allen	F	6-6	200	Sr.	Toledo, OH
34	35	*Gary Pool	G	6-4	185	Fr.	Flint, MI
44	45	*Ted Hauptman	C	6-8	205	Jr.	Toledo, OH
50	51	Mark Kalthoff	C	6-8	205	Fr.	Dayton, OH
52	53	Mark Dobrzynski	G	5-11	165	Fr.	Warren, MI
54	55	Marvin Briskey	F	6-2	180	Fr.	Whiteford, MI

STATISTICS	G	FG-FGA	PCT	FT-FTA	PCT	REB	AVG	PTS	AVG
Dale Allen	30	155-222	.698	117-154	.759	239	7.9	427	14.2
Ted Hauptman	30	172-342	.502	60-79	.759	175	5.8	404	13.4
Gary Pool	23	111-196	.566	79-101	.782	132	5.7	301	13.0
John Hill	30	136-248	.548	50-70	.714	214	7.1	322	10.7
Rob Fodor	30	120-223	.538	59-71	.831	44	1.4	299	9.9
Dave Springer	29	88-176	.500	52-62	.838	50	1.7	228	7.8
Deon Blackwell	19	19-43	.441	17-21	.809	7	.3	55	2.8
Dave Rhine	25	28-65	.430	6-11	.545	45	1.8	62	2.4
Ed Peper	18	11-31	.354	11-16	.687	18	1.0	33	1.8
Mark Kalthoff	16	10-21	.476	5-8	.625	21	1.3	25	1.5
Mark Dobrzynski	13	3-11	.333	13-19	.684	4	.3	19	1.4
HILLSDALE	30	857-1589	.539	473-618	.765	954	31.8	2187	72.9
OPPONENTS	30	721-1620	.445	319-507	.629	687	22.9	1761	58.7

1980-81 SEASON RESULTS (25-5)

70	Waterloo CAN	38	89 @ Lake Superior MI	79
96	St. Mary's MI	75	77 Ferris State MI	70
74	Tri-State IN	52	54 @ Michigan Tech	55L
70	Olivet MI	40	40 @ Tri-State IN	46L
49 @	Ball State IN	80L	62 @ Northwood Institute MI	61
87	Spring Arbor MI	63	89 Oakland MI	54
71	Wayne State MI	60	16 Saginaw Valley MI	5
86	Michigan Tech	51	82 @ Ferris State MI	81 3ot
59	St. Norbert WI	45	57 Grand Valley MI	53
91	Judson IL	66	54 @ Olivet MI	52
96 @	Grand Valley MI	59	49 @ Wayne State MI	51L
83 @	Spring Arbor MI	53	89 Lake Superior MI	68
92	Northwood Institute MI	60	93 @ Oakland MI	76
62 @	Saginaw Valley MI	76L	82 # Northwood Institute MI	65
79	Siena Heights MI	78 ot	82 # Siena Heights MI	50

@ Away

# District Playoffs



DISTRICT 24

LINCOLN MEMORIAL COLLEGE, HARROGATE, TN

3rd Appearance

Head Coach: L.J. Kilby, 3rd yr, 48-40

Nickname: Railsplitters

Assistant: Dave Miller

Enrollment: 1200

Sports Info. Director: Marge Bradley

Conference: Volunteer State

ROSTER (\*Probable Starters)

Light	Dark	Name	POS	HT	WT	CLASS	HOMETOWN
10	11	Andrew Lewis	G	5-10	150	Jr.	Chester, VA
12	13	Jody Wright	G	6-0	165	So.	Lake City, TN
20	21	Steve Woodcox	G	6-1	165	So.	Gas City, IN
22	23	Danny Hibbard	G	6-2	165	Sr.	Whitesburg, KY
30	31	Mike Smith	G-F	6-3	175	Fr.	Arjay, KY
34	35	Joe Powell	C	6-8	220	Sr.	Rosharon, TX
42	43	Bernie Wood	F	6-8	230	Sr.	Houston, TX
44	45	Steve Marsee	F	6-4	210	Sr.	Pennington Gap, VA
50	51	Brad Thompson	C	6-10	240	Jr.	East Chicago, IN
54	55	Richard Johnson	F	6-7	200	Jr.	Ellenwood, GA

No Statistics submitted by Lincoln Memorial

No Season Results submitted by Lincoln Memorial

Head Coach: George Perides, 9th yr, 195-89

Nickname: Running Hornets

Assistants: Mike Gillum, Greg Stephens

Enrollment: 2400

Sports Info Director: Ray Morgan

Conference: Georgia Intercollegiate

ROSTER (\*Probable Starters)

Light	Dark	Name	POS	HT	WT	CLASS	HOMETOWN
10	10	Mike Jones	G	6-0	150	Jr.	Marietta, GA
11	11	Mike Muller	G	6-0	160	Sr.	Orlando, FL
13	13	*Ronnie Ward	G	6-0	174	Jr.	Twin City, GA
14	14	Mike Braun	F	6-7	185	Sr.	Louisville, KY
15	15	*Charlie Glass	G	5-10	185	Jr.	Atlanta, GA
25	25	*Baxter Thomas	F	6-2	180	Jr.	Atlanta, GA
33	33	Clyde Franklin	C-F	6-3	205	Jr.	Winter Garden, FL
35	35	Jeff Wright	F	6-6	195	Jr.	Seminole, FL
42	42	*Ricky Hudson	F	6-2	165	Jr.	Springfield, TN
44	44	*Billy Bromell	C	6-5	210	Jr.	Longwood, NC
45	45	Richard Stallworth	G	6-2	172	Sr.	Beatrice, AL
50	50	Ken Shaw	C-F	6-8	205	Sr.	Cartersville, GA

STATISTICS	G	FG-FGA	PCT	FT-FTA	PCT	REB	AVG	PTS	AVG
Billy Bromell	31	154-252	.611	112-147	.762	212	6.8	420	13.5
Baxter Thomas	31	171-298	.574	69-92	.750	79	2.5	411	13.2
Ricky Hudson	31	128-218	.587	81-117	.692	175	5.6	337	10.9
Rich Stallworth	31	81-138	.587	53-79	.671	46	1.5	215	6.9
Mike Muller	29	74-142	.521	17-22	.773	22	.8	165	5.7
Mike Braun	30	56-97	.577	23-34	.676	63	2.1	135	4.5
Ronnie Ward	26	43-94	.479	22-29	.759	25	1.0	108	4.2
Ken Shaw	26	27-46	.587	41-61	.672	57	2.2	95	3.7
Clyde Franklin	29	38-73	.521	13-25	.520	88	3.0	89	3.1
Jeff Wright	12	18-39	.462	1-4	.250	12	1.0	37	3.1
Mike Jones	31	25-42	.595	35-42	.833	40	1.3	85	2.7
Charlie Glass	31	30-47	.638	23-28	.821	31	1.0	83	2.7
SOUTHERN TECH	31	890-1598	.557	500-698	.716	1004	32.4	2280	73.5
OPPONENTS	31	846-1749	.484	287-413	.695	928	29.9	1979	63.8

1980-81 SEASON RESULTS (27-4)

111	Allen SC	96	70	Oglethorpe GA	62
80	Claflin SC	79	78 @	LaGrange GA	65
94	Friendship SC	64	78	Georgia College	77
82	Columbus GA	64	75 @	Piedmont GA	84L
69	N Paine GA	73 *	53 @	North Georgia	52
88	N Allen SC	78	52 @	Berry GA	51
97	Edward Waters FL	81	67	Shorter GA	53
86	Paine GA	65	74 @	Oglethorpe GA	71
33 @	Paine GA	31	89	LaGrange GA	57
76	Marietta OH	61	51 @	Georgia College	50
95	Vassar NY	63	75	Georgia Southwestern	60
60 @	Columbus GA	61L	59	Piedmont GA	61L
95	North Georgia	52	70 #	Oglethorpe GA	64
54	Georgia Southwestern	60L	80 #	Georgia Southwestern	75
58	Berry GA	56	81 #	North Georgia	60
51 @	Shorter GA	45			

@ Away N Neutral Site # District Playoffs \* Forfeit victory

Head Coach: Jim Wiles, 3rd yr, 72-28  
 Assistant: Tommy Gaither  
 Sports Info. Director: Randy Alexander

Nickname: Bulldogs  
 Enrollment: 1600  
 Conference: NAIA District 26

## ROSTER (\*Probable Starters)

Light	Dark	Name	POS	HT	WT	CLASS	HOMETOWN
10	10	*Buck Lanham	G	6-3	175	Jr.	Asheville, NC
11	11	Dennis Smart	G	6-0	160	Sr.	Connelly Springs, NC
14	14	Dean Johnson	G	6-1	170	Fr.	Sumter, SC
20	20	Willie McCray	F	6-4	185	Sr.	Wilmington, NC
23	23	*Frank Streater	C	6-7	205	So.	Columbia, SC
24	24	Joe Kelly	F	6-4	185	So.	Albany, NY
30	30	Norris Bell	F	6-6	195	Jr.	Atlanta, GA
32	32	*Rocky Morris	F	6-4	200	So.	Columbia, SC
34	34	*Don Cox	F	6-6	195	Jr.	Indianapolis, IN
42	42	Bill Meyler	C	6-8	215	Sr.	Greensboro, NC
50	50	*Eddie Wilkins	C	6-9	205	Fr.	Cartersville, GA

STATISTICS	G	FG-FGA	PCT	FT-FTA	PCT	REB	AVG	PTS	AVG
Frank Streater	34	221-386	.573	49-91	.538	376	11.1	491	14.4
Eddie Wilkins	36	166-292	.568	104-163	.638	240	6.9	436	12.5
Rocky Morris	33	160-314	.510	44-60	.733	97	2.9	364	11.0
Don Cox	23	95-206	.461	41-54	.759	98	4.3	231	10.0
Norris Bell	26	110-216	.509	34-53	.642	121	4.7	254	9.8
Bill Meyler	33	118-228	.518	55-75	.733	212	6.4	291	8.8
Willie McCray	36	119-247	.482	69-92	.750	85	2.4	307	8.8
Buck Lanham	23	50-108	.463	33-43	.767	27	1.2	133	5.8
Dennis Smart	31	54-124	.436	46-65	.708	26	.8	154	5.0
Dean Johnson	13	13-31	.419	3-4	.750	12	1.0	29	2.2
Joe Kelly	1	0-0	.000	0-0	.000	1	1.0	0	0.0
GARDNER-WEBB	35	1123-2197	.511	486-715	.680	1322	37.8	2732	78.1
OPPONENTS	35	1051-2187	.481	504-731	.689	1089	31.1	2606	74.5

## 1980-81 SEASON RESULTS (25-10)

69	William Carey MS	71L	86	Wingate SC	71
72	@ Tiffin OH	62	70	@ Lenoir Rhyne NC	67
83	Limestone SC	86L	53	High Point NC	44
81	@ Voorhees SC	68	104	Barber Scotia NC	90
68	@ USC Spartanburg	73L	96	@ Wingate NC	92
83	Mars Hill NC	75	68	@ Elon NC	65
85	Clafin SC	76	35	@ High Point NC	33
64	@ Indiana-Purdue IN	67L	98	USC Spartanburg SC	97
77	Carson Newman TN	80L	76	@ Mars Hill NC	68
105	@ Livingstone NC	82	76	Catawba NC	77L
79	@ J.C. Smith NC	78	98	@ Limestone SC	93
65	Winthrop SC	70L	84	UNC Asheville	82
104	Belmont TN	96	72	@ Pfeiffer NC	85L
63	@ Catawba NC	78L	72	Lenoir Rhyne NC	76L
86	@ UNC Asheville NC	74	71	@ Barber Scotia NC	58
52	@ Guilford NC	49	89	# NC Central	79
			81	# Catawba NC	79
			82	# Belmont Abbey NC	81

Head Coach: A.L. "Kayo" Willis, 8th yr, 155-88  
 Sports Info Director: Larry Eakes

Nickname: Chargers  
 Enrollment: 6000  
 Conference: Southern States

ROSTER (\*Probable Starters)

Light	Dark	Name	POS	HT	CLASS	HOMETOWN
14	14	*James Mundie	G	6-0	Sr.	Huntsville, AL
20	20	Chris Orr	G	5-11	So.	Benton, KY
22	22	*Kent Looney	G	5-10	Sr.	Guntersville, AL
24	24	*James Dumes	F	6-5	Sr.	Indianapolis, IN
30	30	*Ricky Knight	F	6-6	Sr.	Adalusia, AL
32	32	Michael Rawls	G	6-3	Jr.	Selma, AL
33	33	John Hannah	F	6-4	Sr.	Atlanta, GA
34	34	*Ben Mitchell	C	6-7	Sr.	Atlanta, GA
42	42	Jeff Fitch	F	6-5	Jr.	Birmingham, AL
52	52	Harvey Craig	C	6-8	Jr.	Birmingham, AL

STATISTICS	G	FG-FGA	PCT	FT-FTA	PCT	REB	AVG	PTS	AVG
Kent Looney	24	146-288	.507	95-125	.760	87	3.6	387	16.1
James Mundie	32	195-381	.512	88-110	.800	70	2.2	478	14.9
Ben Mitchell	32	188-291	.646	94-119	.790	334	10.4	470	14.7
James Dumes	28	165-257	.642	55-83	.663	190	6.8	385	13.8
Ricky Knight	31	114-206	.553	53-74	.716	233	7.5	201	9.1
Jeff Fitch	30	75-118	.636	53-81	.654	148	4.9	203	6.8
Michael Rawls	27	77-123	.626	24-40	.600	59	2.2	178	6.6
John Hannah	30	69-140	.493	49-64	.766	94	3.1	187	6.2
Chris Orr	27	42-92	.457	30-38	.789	38	1.4	114	4.2
Harvey Craig	22	25-39	.641	19-27	.704	54	6.5	69	3.1
HUNTSVILLE	32	1096-1935	.566	560-761	.736	1307	40.8	2752	86.0
OPPONENTS	32	969-2008	.482	399-570	.700	943	29.4	2337	73.0

1980-81 SEASON RESULTS (26-6)

63	Livingston AL	55	77	William Carey MS	38
73	@ Western Kentucky	83L	75	Birmingham-Southern AL	70
54	@ Tennessee Temple	53	100	Montevallo AL	77
97	@ Talladega AL	92	64	@ Belhaven MS	53
120	Talladega AL	76	85	@ William Carey MS	67
96	@ Athens State AL	71	56	@ Livingston AL	60L
88	@ Alabama State	84	116	Spring Hill AL	84
120	Southeast Missouri	87	96	Auburn-Montgomery AL	75
95	N Hanover IN	68	93	@ Montevallo AL	85
89	N Central Arkansas	81	85	@ Birmingham-Southern AL	76
81	N Quincy IL	86L	83	Athens State AL	81
100	@ Indiana State	108L	98	+ Spring Hill AL	50
116	@ Spring Hill AL	75	69	+ Athens State AL	66
82	@ Auburn-Montgomery AL	91L	79	+ Birmingham-Southern AL	81L ot
84	Alabama State	70	85	# Athens State AL	74
63	Belhaven MS	51	81	# Alabama State	71

@ Away      N Neutral Site      # District Playoffs      + SSC Tournament

Head Coach: Joe Retton, 18th yr, 461-83  
 Assistant: Dave Cooper  
 Sports Info Director: Joe Lambiotte

Nickname: Falcons  
 Enrollment: 5200  
 Conference: WVIAC

ROSTER (\*Probable Starters)

Light	Dark	Name	POS	HT	WT	CLASS	HOMETOWN
5	5	Manny Jones	G	6-3	155	So.	Chesapeake, WV
10	10	Fred Wright	G	5-11	145	So.	Winfield, WV
14	14	Mike Stone	G	6-2	165	Jr.	Logan, WV
21	21	*Kevin Beaford	G	5-11	160	So.	Philadelphia, PA
22	22	Fred Thompson	G	6-4	185	Fr.	Fayetteville, NC
31	31	*John Jones	F	6-6	190	Fr.	Washington, DC
33	33	*Darryl Corley	F	6-6	225	Sr.	Camden, NJ
34	34	Mike Collins	F	6-7	200	So.	Logan, WV
40	40	*Carl Lenoir	C	6-9	190	Sr.	Dayton, OH
55	55	*Andre Allen	C	6-8	210	Sr.	Baltimore, MD

STATISTICS	G	FG-FGA	PCT	FT-FTA	PCT	REB	AVG	PTS	AVG
Kevin Beaford	28	206-455	.453	140-186	.763	67	2.4	552	19.7
Andre Allen	30	153-286	.534	52-91	.571	281	9.4	358	11.9
John Jones	30	149-306	.490	40-71	.563	185	6.2	338	11.3
Darryl Corley	30	102-177	.576	86-142	.606	271	9.0	290	9.7
Carl Lenoir	29	58-123	.472	29-49	.592	164	5.7	145	5.0
Mike Stone	30	54-118	.458	35-57	.614	48	1.6	143	4.8
Fred Thompson	23	37-72	.514	16-23	.696	36	1.6	90	3.9
Fred Wright	26	24-54	.444	10-16	.625	18	0.7	58	2.2
Mike Collins	26	3-10	.300	6-9	.666	13	0.5	12	0.5
Manny Jones	16	1-7	.143	2-2	1.000	0	0.0	4	0.3
FAIRMONT STATE	30	829-1712	.484	425-662	.641	1307	43.6	2083	69.4
OPPONENTS	30	713-1871	.381	338-517	.654	1150	38.3	1764	58.8

1980-81 SEASON RESULTS (26-4)

66	Coppin State MD	68L	74	Salem WV	69
84	Behrend PA	67	84	@Wheeling WV	61
83	Wheeling WV	47	37	Coppin State MD	44L
83	@West Liberty WV	72	81	Bluefield State WV	69
75	Pikeville KY	55	65	@West Virginia State	46
92	West Virginia Wesleyan	63	76	U. of Charleston WV	90L
67	Point Park PA	68L	59	@West Virginia Wesleyan	42
72	Walsh OH	40	65	Glenville State WV	57
72	Otterbein OH	65	67	@Salem WV	65
52	West Virginia Wesleyan	49	87	@Shepherd WV	80
61	@Glenville State WV	51	91	Alderson-Broadus WV	82
94	@Alderson-Broadus WV	84	27	Davis & Elkins WV	23
47	West Virginia Tech	38	54	#West Virginia Wesleyan	52
73	Shepherd WV	54	54	#Glenville State WV	48ot
71	@Concord WV	60	70	#U. of Charleston WV	66

@ Away

# WVIAC Tournament

## DISTRICT 30

XAVIER, NEW ORLEANS, LA

3rd Appearance

Head Coach: Denny Alexander, 3rd yr, 51-31

Nickname: Gold Rush

Assistants: Leonard Drake, Dale Valdery

Enrollment: 1800

Sports Info Director: Richard Tucker

Conference: NAIA District 30

## ROSTER (\*Probable Starters)

Light	Dark	Name	POS	HT	WT	CLASS	HOMETOWN
00	00	*Alvin Dukes	G	5-9	155	So	Inkster, MI
10	10	Tyronn Waivers	G	6-2	170	So.	New Orleans, LA
11	11	*Eugene Johnson	F	6-3	180	So.	Detroit, MI
14	14	Keith Smith	F	6-3	174	So.	Gretna, LA
20	20	*Ronnie Walker	G	5-11	163	Sr.	Gretna, LA
25	25	Cliffton Gullett	C	6-8	210	Jr.	Mobile, AL
32	32	Jerry Thompson	F	6-5	196	Fr.	Lake Charles, LA
34	34	*Michael Taylor	F-C	6-6	200	So.	Detroit, MI
35	35	Frank Joshua	C	6-6	187	Fr.	New Orleans, LA
40	40	*Louis Williams	F	6-4	200	So.	Gulf Port, MS
44	44	Allen Guajardo	C	6-7	195	Fr.	Lake Charles, LA

STATISTICS	G	FG-FGA	PCT	FT-FTA	PCT	REB	AVG	PTS	AVG
Eugene Johnson	28	219-404	.535	52-77	.675	152	5.4	490	77.5
Alvin Dukes	28	126-246	.512	138-173	.798	92	3.3	391	13.9
Louis Williams	28	150-315	.476	61-87	.701	173	6.2	361	12.9
Ronnie Walker	28	118-233	.506	72-102	.726	56	2.0	310	11.1
Cliffton Gullett	25	75-147	.510	41-84	.488	145	5.8	194	7.8
Allen Guajardo	28	68-161	.422	30-47	.638	180	6.4	166	5.9
Tyronn Waivers	28	48-96	.500	16-25	.640	45	1.6	107	3.8
Keith Smith	18	21-42	.500	9-14	.643	26	1.4	49	2.7
Frank Joshua	16	15-42	.357	9-17	.529	45	2.8	40	2.5
Jerry Thompson	9	3-17	.176	1-2	.500	6	0.7	7	0.8
XAVIER	28	882-1790	.493	453-665	.681	1163	41.5	2216	79.1
OPPONENTS	28	834-1883	.443	409-633	.646	1159	41.4	2075	74.1

1980-81 SEASON RESULTS (21-7)

68 @ Henderson State AR	87L	88 @ Livingston AL	87 ot
72 @ Arkansas-Monticello	56	88 Indiana PA	85 ot
63 Cameron OK	59	73 @ Tougaloo MS	68
78 Arkansas-Monticello	69	65 @ Cameron OK	71L
84 @ Spring Hill AL	78	91 @ Southern-New Orleans LA	72
64 Auburn-Montgomery AL	68L	63 Dillard LA	65L
95 Spring Hill AL	76	89 Louisiana College	71
80 @ Louisiana College	78 ot	93 Henderson State AR	72
64 Livingston AL	68L	103 @ Auburn-Montgomery AL	122L
89 Urbana OH	85	85 Tougaloo MS	80 ot
64 @ Philander Smith AR	54	106 @ Dillard LA	89
62 @ Arkansas-Pine Bluff	69L	72 Southern-New Orleans LA	70
78 Indiana-Southeast	68	89 # Dillard LA	74
77 Oakland City IN	66	73 # Belhaven MS	70

@ Away

# District Playoffs

## DISTRICT 31

DOMINICAN COLLEGE, ORANBURG, NY

1st Appearance

Head Coach: Steve Kelly  
 Assistant: John Hassett  
 Sports Info Director: Steve Kelly

Nickname: Demons  
 Enrollment: 550  
 Conference: NAIA District 31

## ROSTER (\*Probable Starters)

Light	Dark	Name	POS	HT	WT	CLASS	HOMETOWN
10	10	*Chris Sullivan	G	5-9	150	So.	Pearl River, NY
12	12	Tom Gavigan	G	5-9	150	Fr.	Nanuet, NY
20	20	*Mike Brogan	F	6-2	195	Jr.	Ridgefield Park, NJ
22	22	*Joe Dionisio	G	6-0	190	Jr.	Dumont, NJ
24	24	Derek Jennings	F	6-2	180	So.	Brooklyn, NY
33	33	*Terry Bomar	F	6-5	185	So.	Bronx, NY
34	34	*Thomas Russell	F	6-4	185	Jr.	Bronx, NY
44	44	Anthony Toapha	G	5-9	160	Fr.	Spring Valley, NY

STATISTICS	G	FG-FGA	PCT	FT-FTA	PCT	REB	AVG	PTS	AVG
Mike Brogan	30	264-432	.610	120-144	.820	362	12.0	647	21.5
Terry Bomar	29	176-352	.500	128-177	.720	348	12.0	481	16.6
Joe Dionisio	29	171-335	.510	122-182	.670	174	6.0	465	16.1
Thomas Russell	30	119-253	.470	49-91	.530	370	12.3	288	9.6
Chris Sullivan	29	115-250	.460	27-38	.710	58	2.0	257	8.8
Derek Jennings	17	19-44	.430	14-23	.650	85	5.0	53	3.1
Tom Gavigan	23	27-61	.440	17-22	.770	46	2.0	71	3.0
Anthony Toapha	19	15-33	.450	2-4	.500	40	2.1	32	1.7
DOMINICAN	30	906-1760	.510	480-682	.700	1483	2.0	2397	80.0
OPPONENTS	30	-	-	-	-	-	-	2249	75.0

1980-81 SEASON RESULTS (17-13)

70	Bloomfield NJ	72L	77	Baruch NY	93L
101	Syracuse Forestry	70	87	@ NY Maritime	70
91	@ Vassar NY	78	84	Castleton State VT	94L
91	Medgar Evers NY	69	110	@ Cathedral NY	71
85	Queens NY	86L	75	@ Eisenhower NY	76L
85	@ Northeastern Bible	67	85	@ St. John Fisher NY	74
62	N New Jersey Tech	92L	70	@ Nyack NY	62
76	N Concordia NY	68	86	Stevens Tech NY	78
83	@ Yeshiva NY	64	102	SUNY-Purchase	83
60	@ Mercy NY	65L	77	Manhattanville NY	64
75	Hunter NY	67	54	St. Thomas Aquinas NY	66L
88	@ Baruch NY	96L	69	@ Bloomfield NJ	73L
62	Upsala NJ	66L	79	@ St. Thomas Aquinas NY	92L
88	@ Concordia NY	76	82	# St. Thomas Aquinas NY	81
73	@ SUNY-Old Westbury	81L	70	# St. John Fisher NY	55

@ Away

N Neutral Site

# District Playoffs

DISTRICT 32

CAMPBELLSVILLE COLLEGE, CAMPBELLSVILLE, KY

1st Appearance

Head Coach: Lou Cunningham, 9th yr, 118-113  
 Assistant: Terry Wright  
 Sports Info. Director:

Nickname: Tigers  
 Enrollment: 675  
 Conference: Kentucky Intercollegiate

ROSTER (\*Probable Starters)

Light	Dark	Name	POS	HT	WT	CLASS	HOMETOWN
12	3	*Joey Stewart	G	5-10	145	Sr.	Elizabethtown, KY
14	4	*Rick Stansbury	G	6-1	162	Sr.	Battletown, KY
20	20	Fred Parker	F	6-3	180	Sr.	Radcliff, KY
22	22	*Cecil Ellis	G	5-11	160	Jr.	Uno, KY
24	24	*James Boulware	C-F	6-5	205	Sr.	Radcliff, KY
30	10	*Jeff Gumm	G	5-10	160	Fr.	Greensburg, KY
34	25	Kevin Grey	F	6-4	186	Fr.	Eastview, KY
40	21	Marty Bailey	F	6-2	210	Fr.	Madisonville, KY
50	30	Joel Bennett	F	6-2	200	Jr.	Monticello, KY
52	32	Ed Priest	C	6-7	210	Fr.	Louisville, KY

STATISTICS	G	FG-FGA	PCT	FT-FTA	PCT	REB	AVG	PTS	AVG
James Boulware	28	216-347	.622	144-214	.672	360	12.8	576	21.3
Cecil Ellis	28	154-304	.506	146-171	.853	126	4.5	458	16.3
Rick Stansbury	28	132-255	.517	69-90	.766	64	2.2	338	12.0
Joey Stewart	26	108-199	.542	51-65	.784	43	2.1	272	10.4
Jeff Gumm	27	93-154	.603	30-47	.638	28	1.0	218	8.0
Kevin Grey	27	82-165	.496	22-31	.709	134	4.9	189	7.0
Fred Parker	27	81-162	.500	26-40	.650	99	3.6	188	6.7
Ed Priest	28	48-89	.539	26-39	.666	92	3.2	126	4.5
Marty Bailey		5-9	.555	3-8	.375	6	-	13	-
Joel Bennett		4-9	.440	1-2	.500	4	-	9	-
CAMPBELLSVILLE	28	931-1689	.551	514-698	.736	1043	37.2	2377	84.8
OPPONENTS	28	-	-	-	-	-	-	-	78.3

1980-81 SEASON RESULTS (21-7)

83	Northern Kentucky	69	84	Transylvania KY	75
92	Belmont TN	82	78	@ Thomas More KY	92L
80	@ Georgetown KY	72	69	@ Kentucky State	74L
77	@ Belmont TN	71	87	@ Pikeville KY	90L
95	@ Bellarmine KY	87	84	@ Clinch Valley VA	94L
71	Berea KY	65	101	@ Berea KY	106L
90	@ Northern Kentucky	71	90	Union KY	64
81	Centre KY	73	86	Clinch Valley VA	68
75	@ Cumberland KY	79L	82	Georgetown KY	74
71	@ Union KY	70	102	+ Pikeville KY	100
102	Thomas More KY	87	86	+ Cumberland KY	83
83	@ Centre KY	73	85	# Pikeville KY	71
71	Cumberland KY	73L	86	# Cumberland KY	74
90	Pikeville KY	75			

@ Away

# District playoffs

+ KIAC Tournament



DISTRICT: At Large

ROCKHURST COLLEGE, KANSAS CITY, MO

8th Appearance

Head Coach: Jerry Reynolds, 6th yr, 118-50

Nickname: Hawks

Assistant: Andy Fisher

Enrollment: 2800

Sports Info Director: Bea Rensch

Conference: NAIA District 16

ROSTER (\*Probable Starters)

Light	Dark	Name	POS	HT	WT	CLASS	HOMETOWN
10	10	Rich Mullen	G	5-11	150	Fr.	Shawnee Mission, KS
12	12	*Mark Beeks	G	6-1	160	Sr.	St. Louis, MO
14	14	Rich Calcaterra	G	6-0	160	Fr.	St. Louis, MO
20	20	John Mimlitz	F	6-4	180	So.	St. Louis, MO
24	24	Tim Kellerman	G	6-2	165	So.	Kansas City, MO
30	30	*John Nance	G	5-10	170	So.	St. Louis, MO
32	32	*Mark Teahan	F	6-7	195	Jr.	Kansas City, MO
34	34	*Dennis Lubber	F	6-5	195	So.	Highland, IL
40	40	Pat Stramel	C	6-6	185	Jr.	Little Rock, AR
50	50	*Doug Ommen	C	6-6	220	Sr.	Kansas City, MO

STATISTICS	G	FG-FGA	PCT	FT-FTA	PCT	REB	AVG	PTS	AVG
Dennis Lubber	28	201-379	.530	86-102	.843	177	6.3	498	17.8
Mark Teahan	28	151-324	.466	47-61	.770	347	12.4	351	12.5
John Nance	28	135-296	.456	75-94	.798	74	2.6	345	12.3
Mark Beeks	28	140-294	.476	54-77	.701	67	2.4	334	11.9
Doug Ommen	26	72-149	.483	69-99	.697	190	7.3	213	7.6
Pat Stramel	19	39-78	.500	14-23	.609	77	4.1	92	4.8
John Mimlitz	18	20-35	.571	11-19	.579	31	1.7	51	2.8
Rich Mullen	23	15-41	.366	20-25	.800	18	.8	50	2.2
Rich Calcaterra	21	13-33	.394	8-14	.571	19	.9	34	1.6
Tim Kellerman	13	2-3	.667	4-7	.571	11	.8	8	.6
ROCKHURST	28	791-1646	.481	395-527	.750	1080	39.3	1972	70.4
OPPONENTS	28	736-1632	.451	198-302	.656	907	32.8	1672	59.7

1980-81 SEASON RESULTS (24-4)

100	Park MO	60	76	Missouri Western	56
98	Baker KS	68	68 @	Benedictine KS	51
82 @	Tarkio MO	69	76	Drury MO	65
80	Missouri Southern	58	55 @	Southwest Baptist MO	52 ot
73	Avila MO	66	59 @	Evangel MO	47
59 @	Central Missouri	62L	55 @	Avila MO	56L
45	Missouri-Kansas City	41	91	William Jewell MO	76
60	Emporia State KS	42	65	Benedictine KS	44
69	Regis CO	61	82	Baker KS	67
49 @	Missouri Southern	50L	49 @	Missouri Western	46
85 @	Drury MO	83	72	Kansas Newman	55
65 @	Kansas Newman	64	61	Southwest Baptist MO	51
59 @	Missouri-Kansas City	58	68 #	Evangel MO	59
85	Evangel MO	70	87 #	Missouri Southern	96L ot

@ Away

# District Playoffs

PLAYERS WHO SCORED 40 OR MORE POINTS IN A NATIONAL INTERCOLLEGIATE TOURNAMENT GAME

<u>NAME</u>	<u>TEAM</u>	<u>OPPONENT</u>	<u>YEAR</u>	<u>FG</u>	<u>FT</u>	<u>PTS</u>
Travis Grant	Kentucky State	Minot State	1972	27	6	60
Nate DeLong	Wis-River Falls	Marshall	1947	22	12	56
Harold Wolfe	Findlay OHIO	Pasadena CAL	1953	25	4	54
Jim Spivey	Southeastern Oklahoma	Eastern Illinois	1957	20	13	53
Joe Miller	Alderson-Broadus W VA	Quincy ILL	1955	12	24	48
Al Tucker	Oklahoma Baptist	Benedictine KAN	1967	21	5	47
Paul Brownlee	Steubenville OHIO	Southeastern Oklahoma	1955	16	14	46
Jim Spivey	Southeastern Oklahoma	Southwest Texas State	1957	14	18	46
Earl Beechum	Midwestern TEX	Monmouth NJ	1966	20	6	46
George Adams	Gardner-Webb NC	S. F. Austin TEX	1972	20	4	44
Charles Sharp	Southwest Texas St.	Wis-Oshkosh	1960	15	14	44
Joe Pace	Coppin State MD	Henderson St. ARK	1976	15	13	43
Travis Grant	Kentucky State	Eastern Michigan	1971	20	3	43
Pete Kinhead	Geneva PA	Tennessee State	1953	14	15	43
Jim Spivey	Southeastern Oklahoma	Georgia Southern	1956	17	9	43
Travis Grant	Kentucky State	West Georgia	1972	19	5	43
Jim Spivey	Southeastern Oklahoma	Tennessee State	1957	14	15	43
Bill Reigel	McNeese State LA	Central State OHIO	1956	16	10	42
Travis Grant	Kentucky State	Guilford NC	1970	17	8	42
Mark Klein	Malone OHIO	Kentucky State	1975	14	13	41
Ralph Polson	Whitworth WASH	Murray State KY	1952	16	9	41
Bob Hopkins	Pasadena CAL	Findlay OHIO	1953	17	7	41
Tom Whalen	Pacific Lutheran WASH	Buena Vista IOWA	1964	13	15	41
Essex Thompson	Norfolk State VA	Athens ALA	1966	19	3	41
Al Tucker	Oklahoma Baptist	Georgia Southern	1966	17	7	41
John Lang	Augustana ILL	Kearney State NEB	1972	16	9	41
Jake Ford	Md.-Eastern Shore	Wartburg IOWA	1969	12	17	41
Charles Sharp	Southwest Texas St.	Grambling LA	1960	17	6	40
Willis Reed	Grambling LA	Fort Hays State KAN	1963	16	8	40
Dick Vories	Georgetown KY	Albuquerque	1964	13	14	40
Jake Ford	Md.-Eastern Shore	Wis-Stout	1969	14	10	40

COMPARISONS AMONG NAIA COACHES POLL, #1 SEED IN NAIA  
NATIONAL TOURNAMENT AND EVENTUAL CHAMPION

YEAR	#1 RANKING IN FINAL POLL	#1 SEED IN NATIONAL TOURNAMENT	EVENTUAL CHAMPION (SEED)
1981	Briar Cliff IA	Briar Cliff IA	
1980	Alabama State	Alabama State	Cameron OK (3)
1979	Cameron OK	Cameron OK	Drury MO (3)
1978	Drury MO	Winston-Salem NC	Grand Canyon AZ
1977	Newberry SC	Newberry SC	Texas Southern (5)
1976	Fairmont State WV	Fairmont State WV	Coppin State MD (9)
1975	Kentucky State	Kentucky State	Grand Canyon AZ (5)
1974	Maryland-Eastern Shore	Fairmont State WV	West Georgia (14)
1973	Sam Houston State TX	Sam Houston State TX	Guilford NC (14)
1972	Wisconsin-Eau Claire	Wisconsin-Eau Claire	Kentucky State (3)
1971	Fairmont State WV	Kentucky State	Kentucky State (1)
1970	Stephen F. Austin TX	Stephen F. Austin TX	Kentucky State (4)
1969	Fairmont State WV	Fairmont State WV	Eastern New Mexico (12)
1968	Northeastern Oklahoma	Guilford NC	Central State OH (3)
1967	St. Benedict's KS	St. Benedict's KS	St. Benedict's KS (1)
1966	Northern Michigan	Central State OH	Oklahoma Baptist (11)
1965	Central State OH	Central State OH	Central State OH (1)

Here is the number of first-time participants since 1970:

1981...4	1975...7
1980...9	1974...7
1979...5	1973...12
1978...9	1972...8
1977...7	1971...7
1976...11	1970...6



- DIST. # 9 BETHANY NAZARENE COLLEGE (2 appearances/0-2)  
1976: 1. to Henderson State AR 67-80  
1978: 1. to Winston-Salem NC 60-77
- DIST. #10 FORT HAYS STATE UNIVERSITY (3 appearances/6-5)  
1959: b. Westminster UT 73-60, b. Arkansas St. 59-48, b. West Virginia Wesleyan 98-83,  
1. to Pacific Lutheran WA 71-80, 1. to Southwest Texas 80-87 (FOURTH PLACE)  
1962: 1. to Lewis and Clark OR 69-75  
1963: b. Eastern New Mexico 95-69, b. Augsburg MN 82-71, b. Rockhurst MO 96-76,  
1. to Western Carolina 84-100, 1. to Grambling LA 86-107 (FOURTH PLACE)
- DIST. #11 KEARNEY STATE COLLEGE (6 appearances/5-6)  
1943: 1. to Pepperdine CA 45-50  
1972: 1. to Augustana IL 96-103  
1975: 1. to Fairmont State WV 86-94  
1978: b. Mercyhurst PA 70-69, b. Wisconsin-Parkside 84-80 (ot), b. Winston-Salem NC  
89-76, b. Quincy IL 76-74, 1. to Grand Canyon AZ 75-79 (SECOND PLACE)  
1979: b. LeMoyne-Owen TN 98-79, 1. to Drury MO 69-72  
1980: 1. to Franklin IN 85-86
- DIST. #12 HURON COLLEGE (3 appearances/4-3)  
1952: 1. to Eastern Illinois 78-113  
1974: 1. to West Georgia 71-102  
1980: b. Paul Quinn TX 82-72, b. Franklin IN 73-71, b. Clarion PA 61-52, 1. to  
Alabama State 58-72, b. Wisconsin-Eau Claire 59-54 (THIRD PLACE)
- DIST. #13 AUGSBURG COLLEGE (5 appearances/4-5)  
1946: b. Washburn KS 64-36, 1. to Drury MO 47-55  
1963: b. West Virginia St. 67-57, 1. to Fort Hays KS 71-82  
1965: b. Central Connecticut 107-87, b. Hastings NE 66-65, 1. to Central St. OH 57-66  
1977: 1. to Clarion State PA 84-88  
1980: 1. to Central Arkansas 61-67
- DIST. #14 UNIVERSITY OF WISCONSIN-EAU CLAIRE (11 appearances/8-9)  
1939: 1. to Southwestern KS 30-39  
1945: 1. to Central Missouri 36-54  
1946: 1. to West Texas State 47-71  
1951: 1. to Pepperdine CA 63-85  
1956: b. Portland State OR 84-76  
1970: b. Eastern Montana 88-81, 1. to Kentucky State 65-73  
1971: b. Southern St. AR 66-50, b. Earlham IN 97-76, 1. to Eastern Michigan 80-87  
1972: b. Bishop TX 96-65, b. Belhaven MS 59-53, b. Augustana IL 77-70, b. Gardner-  
Webb NC 83-68, 1. to Kentucky State 62-71 (SECOND PLACE)  
1974: 1. to Washburn KS 50-67  
1979: b. Central Wesleyan SC 84-48, 1. to Henderson St. AR 78-84 (ot)  
1980: b. Cumberland KY 84-61, b. Marymount KS 56-49, b. Central Washington 68-61 (ot)  
1. to Cameron OK 64-71, 1. to Huron SD 54-59 (FOURTH PLACE)
- DIST. #15 BRIAR CLIFF COLLEGE (4 appearances/3-4)  
1976: 1. to Central Washington 72-75  
1977: 1. to East Texas State 59-70  
1978: b. Maine-Portland-Gorham 115-78, 1. to Winston-Salem NC 63-64  
1979: b. Louisiana College 83-69, b. High Point NC 76-65, 1. to Drury MO 84-89
- DIST. #16 DRURY COLLEGE (8 appearances/12-7)  
1938: 1. to Delta State MS 51-52  
1946: b. Eastern Kentucky 51-47, b. Augsburg MN 55-47, 1. to Loyola-New Orleans 43-54  
1958: b. Lenoir-Rhyne NC 78-53, 1. to Texas Southern 61-91  
1968: b. Union KY 75-69, b. Northeastern OK 85-69, 1. to Wisconsin-Oshkosh 55-57  
1970: 1. to Wiley TX 75-77  
1971: 1. to North Carolina A&M 53-70  
1978: b. Midwestern TX 90-70, b. St. John's MN 86-79, 1. to East Texas 77-79  
1979: b. Hanover IN 69-60, b. Kearney St. NE 72-69, b. Briar Cliff IA 89-84,  
b. Midwestern St. TX 77-59, b. Henderson St. AR 60-54 (CHAMPIONS)

DIST. #17 HENDERSON STATE UNIVERSITY (5 appearances/14-5)

1968: 1. to Alcorn St. MS 71-79

1969: b. St. John's MN 78-76, b. Gannon PA 80-78, 1. to Central Washington 64-68

1976: b. Bethany Nazarene OK 80-67, b. Illinois Wesleyan 68-66, b. Lake Superior St. MI 78-61, b. Lincoln Memorial TN 80-79 (2 ot), 1. to Coppin St. MD 91-96 (SECOND PLACE)

1977: b. Tri-State IN 64-54, b. Dowling NY 63-59, b. Illinois Wesleyan 87-73  
1. to Campbell NC 52-76, b. Grand Valley MI 96-73 (THIRD PLACE)

1979: b. Point Park PA 70-69, b. Wisconsin-Eau Claire 84-78 (ot), b. Quincy IL 70-69,  
b. Southwest Texas 58-57, 1. to Drury MO 54-60 (SECOND PLACE)

DIST. #18 WAYNESBURG COLLEGE (1 appearance/0-1)

1949: 1. to Beloit WI 56-96

DIST. #19 NORFOLK STATE (4 appearances/5-5)

1966: b. Upper Iowa 132-97, b. Athens St. AL 103-81, b. Central St. OH 88-76, 1. to Georgia Southern 88-89, 1. to Grambling LA 110-111 (FOURTH PLACE)

DIST. #20 CHICAGO STATE UNIVERSITY (1st appearance)

DIST. #21 HANOVER COLLEGE (5 appearances/3-5)

1968: b. Southern Oregon 107-59, 1. to Eastern Michigan 81-94

1970: 1. to Arkansas Tech 88-94

1973: 1. to Augustana IL 65-66

1974: b. Arkansas College 87-83, b. NW Louisiana 85-76, 1. to Alcorn St. MS 102-107 (2 ot)

1979: 1. to Drury MO 60-69

DIST. #22 CEDARVILLE COLLEGE (2 appearances/0-2)

1949: 1. to Loyola-New Orleans 67-79

1964: 1. to Central State OK 40-95

DIST. #23 HILLSDALE COLLEGE (2 appearances/0-2)

1951: 1. to Ottawa KS 58-73

1972: 1. to Stephen F. Austin TX 61-71

DIST. #24 LINCOLN MEMORIAL UNIVERSITY (2 appearances/3-3)

1976: b. Guilford NC 101-95, b. California Baptist 107-78, b. Newberry SC 75-64,  
1. to Henderson St. AR 80-79 (2 ot), 1. to Marymount KS 75-78 (FOURTH PLACE)

1977: 1. to Campbell NC 75-76

DIST. #25 SOUTHERN TECHNICAL INSTITUTE (3 appearances/1-3)

1978: 1. to Quincy IL 63-70

1979: b. Cal State-Dominguez Hills 75-66, 1. to Quincy IL 57-61

1980: 1. to St. Augustine's NC 63-66

DIST. #26 GARDNER-WEBB COLLEGE (2 appearances/4-3)

1972: b. Eastern Montana 109-94, b. Pittsburg St. KS 91-87, b. Western Washington 81-75, 1. to Wisconsin-Eau Claire 68-83, 1. to Stephen F. Austin TX 91-94 (FOURTH PLACE)

1974: b. Oregon Tech 91-56, 1. to West Georgia 101-116

DIST. #27 UNIVERSITY OF ALABAMA-HUNTSVILLE (2 appearances/3-2)

1976: b. Pikeville KY 94-84, b. Doane NE 70-59, 1. to Marymount KS 76-78

1977: b. Kentucky State 72-63, 1. to Alcorn State MS 75-76

DIST. #28 FAIRMONT STATE COLLEGE (11 appearances/15-10)

1965: b. Upper Iowa 94-90, b. Alliance PA 83-69, b. St. Benedict's KS 103-87, 1. to Central State OH 75-91, 1. to Ouachita Baptist AR 71-78 (FOURTH PLACE)

1968: b. Oklahoma Christian 78-75, b. New Haven PA 97-72, b. Dickinson State ND 86-81, b. Wisconsin-Oshkosh, 76-74, 1. to Central State OH 48-51 (SECOND PLACE)

1969: b. Indiana Central 93-75, 1. to Washburn KS 72-74

1971: b. Texas Southern 79-78, b. Great Falls MI 83-80, b. North Carolina A&T 78-74, 1. to Eastern Michigan 78-89, 1. to Elizabeth City NC 87-88 (ot) (FOURTH PLACE)

1973: 1. to Missouri Southern 63-70

1974: b. Cameron OK 92-88, 1. to St. Mary's TX 55-71

1975: b. Kearney State 94-86, b. Winona State MN 102-84, 1. to Midwestern TX 80-85

1976: b. Howard Payne TX 58-52, 1. to Texas Southern 75-82

1977: 1. to Emporia State KS 71-76

1978: 1. to Westmont CA 55-65

1980: 1. to LeMoyne-Owen TN 82-84 (ot)

DIST. #30 XAVIER UNIVERSITY (2 appearances/3-2)

1972: b. Maryland-Eastern Shore 102-80, 1. to Westmont CA 59-71

1973: b. Marist NY 81-65, b. Sam Houston TX 67-60, 1. to Maryland-Eastern Shore 80-87

DIST. #31 DOMINICAN COLLEGE (1st appearance)

DIST. #32 CAMPBELLSVILLE COLLEGE (1st appearance)

NATIONAL ASSOCIATION OF INTERCOLLEGIATE ATHLETICS  
 1221 Baltimore, Kansas City, MO 64105

RELEASE: Upon Receipt

February 23, 1981

NAIA BASKETBALL TOP 20  
"FINAL RATING"

<u>RANK</u>	<u>LAST WEEK</u>	<u>SCHOOL(DISTRICT)</u>	<u>FIRST PLACE VOTES</u>	<u>RECORD</u>	<u>POINTS</u>
1	1	Briar Cliff IA (15)	24	23-2	455
2	4	Augsburg MN (13)	3	24-1	393
3	5	Wisconsin-Eau Claire (14)	3	22-4	383
4	2	Fort Hays State KS (10)		26-3	340
5	7	Alabama-Huntsville (27)	1	22-5	327
6	6	Huron SD (12)		24-3	317
7	8	Rockhurst MO (16)		22-3	285
8	3	Marymount KS (10)		22-5	207
9	11	Paul Quinn TX (8)		21-4	171
10	15	Western New Mexico (7)		22-3	156
11	10	Bethany Nazarene OK (9)		27-6	126
12	9	LeMoyne-Owen TN (24)		23-4	113
13	12	Biola CA (3)		21-6	69
14	17	Oregon College (2)		22-3	62
15	18	Catawba NC (26)		24-4	47
16	14	Cedarville OH (22)		22-3	39
17	16	Southern Tech GA (25)		23-5	30
18	NR	Hendrix AR (17)		20-4	29
19	NR	Hastings NE (11)		24-5	19
20 TIE	NR	Belmont Abbey NC (26)		22-5	17
20 TIE	NR	College of Charleston SC (6)		24-4	17
20 TIE	NR	Kearney State NE (11)		22-5	17

OTHERS RECEIVING VOTES: Alabama State; Colorado Mines; Denver CO; Fairmont State WV; Franklin IN; Franklin Pierce NH; Hampton Institute VA; Hanover IN; Henderson State AR; Hillsdale MI; Johnson C. Smith NC; Missouri Southern; Phillips OK; St. Martin's WA; Sam Houston State TX; Southwest Baptist MO; Tennessee Wesleyan; Virginia State; Waynesburg PA; Winthrop SC; Wisconsin-LaCrosse; Wisconsin-Parkside.

Points awarded on a 20-19-18-17-16, etc. basis



National Association of Intercollegiate Athletics  
1221 Baltimore, Kansas City, MO

NAIA Basketball Special

THE SEASON'S TOP TWENTY  
(Week-by-Week)

Team (District)	Final		Week Number						Number of Tourney Appearances	Last Time in K.C.
	8	7	6	5	4	3	2	1		
Briar Cliff (15)	1	1	1	2	3	3	4	3	4	1979
Augsburg (13)	2	4	5	7	11	12	17	20T	5	1980
Wisconsin-Eau Claire(14)	3	5	6	8	12	11	14T	10	11	1980
Fort Hays St (10)	4	2	2	1	1	1	1	2	3	1963
Alabama Huntsville (27)	5	7	7	5	6	8	7	5	2	1977
Huron (12)	6	6	3	4	2	2	5	9	3	1980
Rockhurst (16)	7	8	8	6	7	10	9	6	7	1980
Marymount (10)	8	3	4	3	10	14	20	RV	5	1980
Paul Quinn (8)	9	11	9	11	5	5	6	8	1	1980
Western N. Mexico (7)	10	15	11	15	17	RV	RV	NR	1	1942
Bethany Nazarene (9)	11	10	10	12	4	4	2	1	2	1978
LeMoyne Owen (24)	12	9	12	10	14	13	16	15	3	1980
Biola (3)	13	12	14	14	19	RV	RV	NR	1	1980
Oregon College (2)	14	17	16	RV	RV	NR	NR	RV	2	1941
Catawba (26)	15	18	19	16	20T	20	RV	RV	1	1945
Cedarville (22)	16	14	15	17	15	19	19	18	2	1964
Southern Tech (25)	17	16	20T	RV	RV	RV	RV	RV	3	1980
Hendrix (17)	18	RV	RV	RV	RV	RV	RV	RV	0	----
Hastings (11)	19	RV	RV	RV	NR	NR	RV	RV	10	1977
Belmont Abbey (26)	20T	RV	RV	NR	NR	NR	NR	NR	1	1962
College of Charleston(6)	20T	RV	18	RV	NR	NR	NR	NR	0	----
Kearney State (11)	20T	RV	RV	NR	RV	RV	NR	NR	6	1980

OTHER TEAMS LISTED IN THE NAIA TOP TWENTY DURING THE 1980-81 SEASON:

Auburn-Montgomery- 14T (2); Birmingham Southern- 18(5), 17(6); Campbellville- 17(1), 18(2); University of Denver- 12(1), 8(2), 7(3), 9(4), 9(5), 13(6), 13(7); Fairmont State WV- 20T(4); Franklin Pierce NH- 19(1); Grand View IA- 18(4); Hawaii Hilo- 20T(1); Hillsdale MI- 14(1), 11(2), 17(3); Howard Payne TX- 7(1), 10 (2), 9(3), 8(4), 13(5); Johnson C. Smith NC- 16(4), 19(5); Lander SC- 15(3); Norfolk State VA- 4(1), 3(2), 6(3), 13(4), 20(5); Oklahoma Christian- 20T(6), 19(7); Quincy IL- 11(1); Sam Houston TX- 20(7); Southwest Texas State- 16(1), 13(2), 18(3); Winthrop SC- 13(1), 12(2), 16(3).

# National Association of Intercollegiate Athletics



## OFFICIAL STATISTICS

Hot Line (816) 842-7979

1221 Baltimore, Kansas City, Missouri 64105

(816) 842-5050

### BASKETBALL

REPORT NO. 3

FEBRUARY 23, 1981

#### INDIVIDUAL SCORING

Name, Ht., Class, Pos., School	G	FG	FT	PTS	AVG
1 Bob Witts, 6-4, Sr, F, Hawthorne NH	23	299	216	814	35.4
2 Chris Brown, 6-3, Sr, F, Stillman AL	20	241	189	571	33.6
3 Rolando Frazer, 6-7, Sr, F, Briar Cliff IA	25	322	121	755	30.6
4 Lorenza Scott, 6-5, Jr, F, Paul Quinn TX	21	251	107	609	29.0
5 Eric Mounts, 6-2, Sr, G, Cedarville OH	25	205	133	703	28.1
6 Greg Jackson, 6-2, Sr, G, St. Paul's VA	24	248	171	667	27.8
7 Charles Wimphrie, 6-3, Sr, F, Central Wesleyan SC	29	316	152	784	27.0
8 Larry Bennerman, 6-3, Sr, G, Judson IL	22	225	135	585	26.6
9 Clifford Allen, 6-4, Sr, C, George Williams IL	32	365	115	845	26.4
9 Ron Wilczak, 6-5, Sr, C, Malone OH	25	281	99	661	26.4
11 Bob Wakefield, 6-1, Sr, G, Panhandle State OK	29	306	145	757	26.1
12 Rob Phillips, 6-5, Sr, C, Western Baptist OR	27	280	130	690	25.6
13 Brian Dickerson, 6-1, Jr, G, Missouri Valley	27	286	100	680	25.2
14 Jay Triano, 6-4, Sr, F, Simon Fraser CAN	29	266	192	724	25.0
15 Jackie Wilson, 6-4, Sr, F, Penn State Capitol PA	26	266	113	645	24.8
16 Willie Carter, 5-10, Jr, G, Baker KS	31	291	181	763	24.6
17 George Torres, 6-3, Sr, G, Bethany Nazarene OK	33	310	181	801	24.3
17 Adrian Nathaniel, 6-6, Sr, C, Lambuth TN	24	237	109	583	24.3
19 Ken Brooks, 6-4, Sr, G, Baptist Bible MO	30	276	166	710	23.9
19 John Bishop, 6-2, Jr, G, North Carolina Central	23	204	141	549	23.9

#### INDIVIDUAL REBOUNDING

Name, Ht., Class, Pos., School	G	REBOUNDS	AVG
1 Dwayne Johnson, 6-4, Sr, F, Tarleton TX	26	417	16.0
2 Pete Karle, 6-5, Sr, C, Western New England MA	24	355	14.8
3 Paul Howard, 6-6, So, F, Missouri Baptist	32	469	14.7
4 Eric Karg, 6-6, Sr, F, Quincy IL	30	402	13.4
5 Walt Whitaker, 6-6, Jr, C, Moorhead State MN	26	345	13.3
6 Mike Burris, 6-7, Jr, C, Lindenwood MO	32	421	13.2
6 Jackie Wilson, 6-4, Sr, F, Penn State Capitol PA	26	344	13.2
6 Leo Young, 6-6, Fr, F, Florida Memorial	25	331	13.2
9 Carl Shivers, 6-4, Sr, F, Tennessee Wesleyan	31	404	13.0
9 Clinton Cobb, 6-4, Sr, C, Lander SC	30	390	13.0
11 Frank Martin, 6-3, So, F, Nyack NY	28	361	12.9
11 James Boulware, 6-5, Sr, C, Campbellsville KY	25	323	12.9
13 Steve Woodfork, 6-5, Jr, F, Marion IN	29	372	12.8
13 Ken Tripp, 6-7, Jr, C, Graceland IA	27	346	12.8
13 Joe Thornton, 6-3, Sr, F, Judson IL	20	255	12.8
16 Richard Johnson, 7-1, Sr, C, Le Moyne-Owen TN	24	303	12.6
17 Keith White, 6-7, Sr, C, McMurry TX	28	350	12.5
18 Jerome Jefferson, 6-7, Jr, C, Southern-New Orleans LA	21	259	12.3
18 Chris Brown, 6-3, Sr, F, Stillman AL	20	245	12.3
20 John Jordan, 6-7, Sr, C, Southern Maine	23	281	12.2

-MORE-

INDIVIDUAL FIELD GOAL PERCENTAGE

(Minimum 5 made per game)

	<u>Name, Ht, Class, Pos, School</u>	<u>G</u>	<u>FG-FGA</u>	<u>PCT</u>
1	Dale Allen, 6-6, Sr, F, Hillsdale MI	27	142-204	.696
2	Mitch LeBron, 6-6, Jr, F, Azusa Pacific CA	30	220-325	.677
3	Dave Fitzgerald, 6-5, Sr, F, California Baptist	31	267-395	.676
4	Kenneth Orange, 6-9, So, C, Oklahoma Christian	31	259-385	.673
5	Jim Garr, 6-4, Jr, F, Tarkio MO	31	213-317	.672
6	Kerry Williams, 6-7, Jr, F, Western New Mexico	25	140-210	.667
7	Pete Anderson, 6-9, Sr, C, Jamestown ND	18	145-219	.662
8	Charles Brunson, 6-8, Jr, F, Winthrop SC	37	338-516	.655
9	Rick Cooper, 6-5, Sr, F, Wayland Baptist TX	34	188-288	.653
10	Ben Mitchell, 6-7, Sr, C, Alabama-Huntsville	27	166-255	.651
11	Gary Childs, 6-6, Jr, F, Oklahoma Baptist	32	160-248	.645
12	James George, 6-10, Jr, C, Johnson C. Smith NC	23	153-238	.643
13	Jeff Levetzow, 6-7, Sr, C, Panhandle State OK	29	186-292	.637
14	R. Q. Tolliver, 6-7, Sr, C, Sul Ross TX	22	146-230	.635
15	Adrian Wright, 6-6, So, F, Livingstone NC	21	112-177	.633
16	James Dumes, 6-5, Sr, F, Alabama-Huntsville	24	135-214	.631
17	Anthony Boggan, 6-4, Sr, F, St. Augustine's NC	20	134-213	.629
18	Glenn Ferguson, 6-6, So, C, Auburn-Montgomery AL	25	136-217	.627
19	Rob Phillips, 6-5, Sr, G, Western Baptist OR	27	280-449	.624
20	Mike Loving, 6-3, Jr, F, Bethel TN	27	252-406	.621

INDIVIDUAL FREE THROW PERCENTAGE

(Minimum 2.5 made per game)

	<u>Name, Ht, Class, Pos, School</u>	<u>G</u>	<u>FT-FTA</u>	<u>PCT</u>
1	Mike Porrier, 5-11, Jr, G, Castleton State VT	24	61-67	.910
2	Bonny McNeil, 5-7, Jr, G, Fayetteville State NC	25	136-150	.907
3	Dan Chislock, 6-1, Sr, G, Fort Lewis CO	24	112-124	.903
4	Chris Carter, 6-1, Jr, G, Flagler FL	26	88-98	.898
5	Scott Haebe, 6-0, Jr, G, Adams State CO	21	77-86	.895
6	Jim Garr, 6-4, Jr, F, Tarkio MO	31	186-209	.890
7	Johnny Springs, 6-2, Jr, G, Newberry SC	33	131-148	.885
8	Scott Vogt, Sr, F, Fresno Pacific CA	28	73-83	.880
9	Dick LeFeld, 6-4, Sr, F, Marion IN	29	124-141	.879
10	Dave Lowry, 6-0, Jr, G, Transylvania KY	23	123-140	.878
11	Dan Newman, 6-0, Fr, G, Concordia OR	27	99-113	.876
12	Alvin Gibson, 6-1, Sr, G, Clarion PA	25	84-96	.875
12	Mike Sain, 5-10, So, G, Eureka IL	23	70-80	.875
14	A. J. Johnson, 6-1, Sr, G, Northwestern Oklahoma	27	115-132	.871
14	Danny Hibbard, 6-2, Sr, G, Lincoln Memorial TN	25	88-101	.871
16	Thurman Greene, 6-3, Jr, G, Winston-Salem NC	25	93-108	.861
17	Doug Gore, 6-0, Jr, G, Indiana Tech	25	98-114	.860
18	Scott Bosanko, 6-3, Sr, G, Northern State SD	26	85-99	.859
18	Dempsey Cohen, 6-0, So, G, Belmont Abbey NC	27	73-85	.859
20	Bob Wakefield, 6-1, Sr, G, Panhandle State OK	29	145-169	.858
20	Chris Brandenburg, 6-1, Jr, G, Manchester IN	27	109-127	.858

-MORE-

TEAM SCORING OFFENSE

<u>School</u>	<u>G</u>	<u>W-L</u>	<u>PTS</u>	<u>AVG.</u>
1 Our Lady of the Lake TX	18	14-4	1795	99.7
2 Paul Quinn TX	25	21-4	2356	94.2
3 Franklin Pierce NH	30	27-3	2805	93.5
4 Hastings NE	29	24-5	2705	93.3
5 Limestone SC	30	17-13	2691	89.7
6 Johnson C Smith NC	23	18-6*	2053	89.3
7 Texas Wesleyan	29	19-10	2587	89.2
8 St. Paul's VA	24	13-11	2114	88.0
8 Siena Heights MI	30	20-10	2641	88.0
10 Georgia College	25	16-9	2175	87.0
11 Lambuth TN	25	20-5	2169	86.8
12 Alabama-Huntsville	27	22-5	2340	86.7
12 Malone OH	25	15-10	2168	86.7
12 Missouri Valley	27	4-23	2340	86.7
15 Marion IN	29	24-5	2509	86.5

TEAM SCORING DEFENSE

<u>School</u>	<u>G</u>	<u>W-L</u>	<u>PTS</u>	<u>AVG.</u>
1 Huron SD	27	24-3	1345	49.8
2 College of Charleston SC	28	24-4	1472	52.6
2 High Point NC	27	16-11	1419	52.6
4 Biola CA	27	21-6	1430	53.0
5 Wisconsin-Stevens Point	25	18-7	1339	53.5
6 Belhaven MS	29	16-13	1587	54.7
7 Western New Mexico	25	22-3	1422	56.9
8 Wisconsin-Eau Claire	26	22-4	1482	57.0
9 Hillsdale MI	27	22-5	1570	58.1
10 Cabrini PA	19	12-7	1108	58.3
11 Rockhurst MO	25	22-3	1466	58.6
12 Arkansas-Monticello	27	13-14	1595	59.1
13 Lander SC	31	23-8	1847	59.6
14 Jamestown ND	20	12-8	1204	60.2
15 Denver CO	27	21-6	1655	61.3

TEAM SCORING MARGIN

<u>School</u>	<u>G</u>	<u>W-L</u>	<u>OFFENSE</u>	<u>DEFENSE</u>	<u>MARGIN</u>
1 Huron SD	27	24-3	68.9	49.8	19.1
2 Augsburg MN	25	24-1	83.1	65.2	17.9
3 Wisconsin-Eau Claire	26	22-4	73.6	57.0	16.6
4 Franklin Pierce NH	30	27-3	93.5	77.2	16.3
5 Our Lady of the Lake TX	18	14-4	99.7	83.6	16.1
6 Oregon College	25	22-3	85.2	71.2	14.0
7 Kearney State NE	27	22-5	85.2	71.5	13.7
8 Fort Hays KS	29	26-3	84.2	70.6	13.6
9 Biola CA	27	21-6	66.5	53.0	13.5
10 Hillsdale MI	27	22-5	71.2	58.1	13.1
11 Alabama-Huntsville	27	22-5	86.7	73.8	12.9
11 College of Charleston SC	28	24-4	65.5	52.6	12.9
13 Wisconsin-Stevens Point	25	18-7	66.1	53.5	12.6
14 Denver CO	27	21-6	73.7	61.3	12.4
14 Wisconsin-LaCrosse	23	19-4	73.9	61.5	12.4

\*Record indicated includes forfeit

-MORE-

TEAM FIELD GOAL PERCENTAGE

<u>School</u>	<u>G</u>	<u>FGM</u>	<u>FGA</u>	<u>PCT.</u>
1 Alabama-Huntsville	27	940	1652	.569
2 Fayetteville State NC	25	756	1359	.556
3 Panhandle State OK	29	985	1789	.551
4 Southern Tech GA	28	808	1471	.549
5 Campbellsville KY	25	836	1525	.548
6 Dordt IA	23	737	1349	.546
7 Johnson C. Smith NC	23	815	1498	.544
8 Phillips OK	33	1141	2126	.537
9 Limestone SC	30	1103	2056	.536
10 Catawba NC	28	901	1692	.533
10 Willamette OR	26	729	1368	.533
12 Colorado Mines	23	678	1275	.532
12 Hendrix AR	24	718	1349	.532
12 Rockford IL	25	832	1564	.532
15 Belhaven MS	29	707	1331	.531
15 Georgia Southwestern	24	792	1491	.531
15 Marion IN	29	975	1836	.531


TEAM FREE THROW PERCENTAGE

<u>School</u>	<u>G</u>	<u>FTM</u>	<u>FTA</u>	<u>PCT.</u>
1 Concordia OR	27	479	611	.784
2 Atlantic Christian NC	28	336	435	.772
3 Southern California College	27	465	605	.769
4 Marion IN	29	552	721	.766
5 Hillsdale MI	25	401	525	.763
6 Midwestern State TX	37	603	791	.762
7 Concordia IL	23	338	444	.761
8 Christian Brothers TN	29	370	489	.757
8 Saginaw Valley MI	28	344	454	.757
10 Cameron OK	33	518	635	.756
10 Simon Fraser CAN	29	486	643	.756
12 Indiana Tech	25	373	494	.755
13 Harding AR	28	436	578	.754
13 Southeastern OK	27	315	418	.754
13 Whitman WA	26	373	495	.754

TEAM REBOUNDING MARGIN


<u>School</u>	<u>G</u>	<u>Average</u>	<u>Opp-Average</u>	<u>Margin</u>
1 Franklin Pierce NH	30	48.1	30.8	17.3
2 LeMoyne-Awen TN	26	47.6	31.3	16.3
3 Paul Quinn TX	25	45.7	30.1	15.6
4 Missouri Baptist	32	49.5	34.2	15.3
5 Cumberland KY	32	45.9	32.7	13.2
5 Eureka IL	23	39.8	26.6	13.2
7 Oregon College	25	46.9	34.0	12.9
8 Bethel TN	27	42.0	29.4	12.6
9 Wisconsin-Eau Claire	26	46.3	34.6	11.7
10 Alabama-Huntsville	27	41.4	30.1	11.3
11 Huron SD	27	39.6	29.2	10.4
12 Marion IN	29	41.7	31.5	10.2
13 Whitman WA	26	43.1	33.8	9.3
14 Phillips OK	33	40.8	32.1	8.7
15 Hampton Institute VA	26	42.7	34.2	8.5

# **WOMEN'S DIVISION**

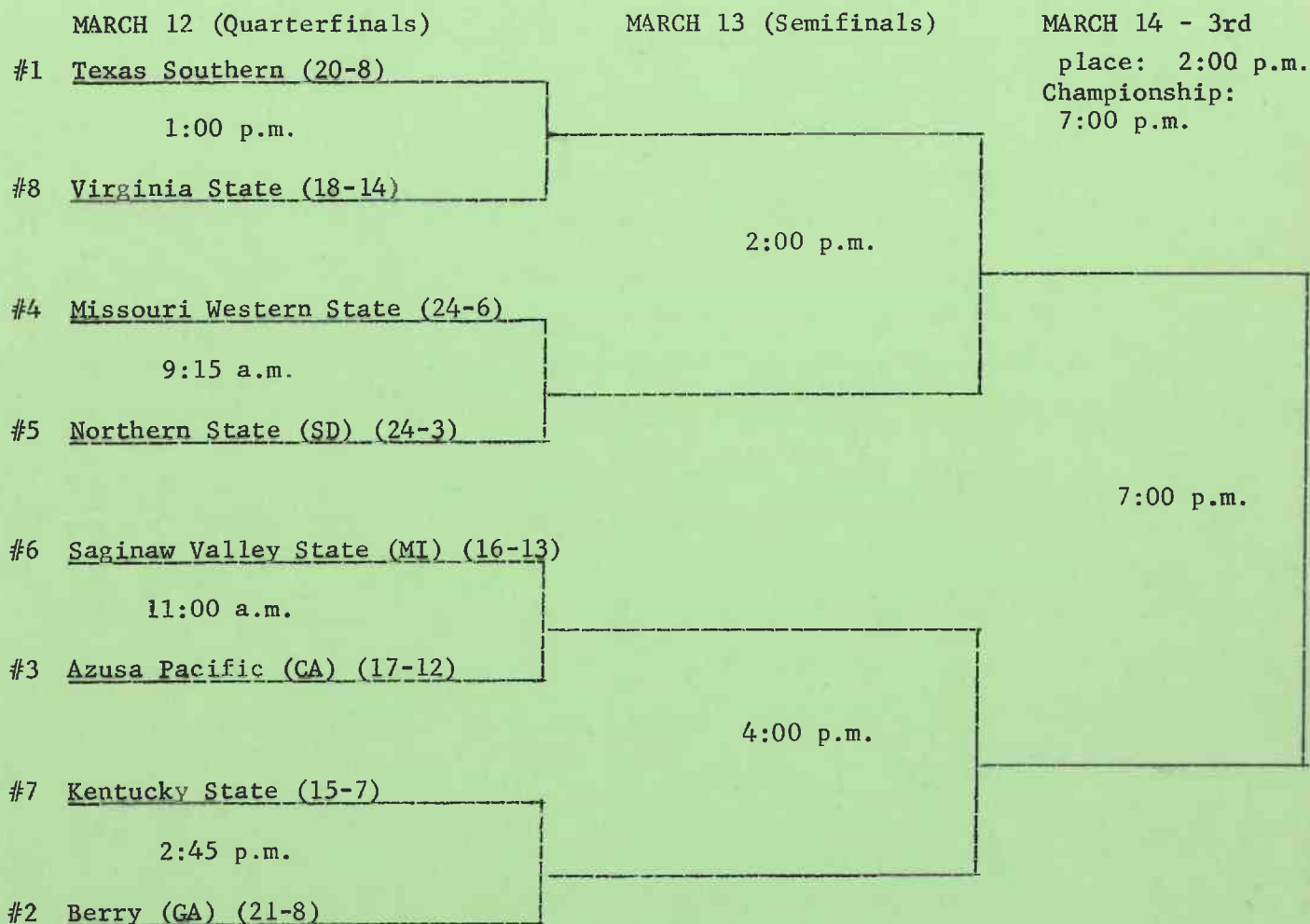


## **1ST ANNUAL NATIONAL CHAMPIONSHIP BASKETBALL TOURNAMENT**

**March 12, 13, 14, 1981**



NAIA NATIONAL WOMEN'S BASKETBALL CHAMPIONSHIP BRACKET - 1981




FIRST ROUND (QUARTERFINALS) SCHEDULE:

- 9:15 a.m. : Missouri Western State vs. Northern State SD
- 11:00 a.m. : Saginaw Valley State MI vs. Azusa Pacific CA
- 1:00 p.m. : Texas Southern vs. Virginia State
- 2:45 p.m. : Berry GA vs. Kentucky State

TEAM HOTEL ASSIGNMENTS

<u>HOTEL</u>	<u>TELEPHONE &amp; CONTACT</u>	<u>AREA</u>
HOWARD JOHNSON'S DOWNTOWN 6th & Main Streets Kansas City, MO 64105	(816) 842-6090 Ms. Ted Cotton	5 6 7 8
RAMADA INN CENTRAL 6th & Washington Streets Kansas City, MO 64105	(816) 421-1800 Ms. Ted Cotton	1 2 3 4





## AREA 1

AZUSA PACIFIC COLLEGE, AZUSA, CA

1st Appearance

Head Coach: Sue Hebel

Nickname: Cougars

Assistants: Jeff Golden, Al Mendez

Enrollment: 1500

Sports Info. Director: Ed Munson

## ROSTER (\*Probable Starters)

Light	Dark	Name	POS	HT	CLASS	HOMETOWN
11	11	*Kathy Wilson	F	6-1	Jr.	Thousand Oaks, CA
12	12	*Ellen Binkele	C	6-1	So.	San Luis Obispo, CA
13	13	*Sheri Lazzarini	G	5-6	Sr.	San Luis Obispo, CA
20	20	*Katrina Dunnagan	F	6-0	Sr.	Albuquerque, NM
21	21	Lisa Nutter	G	5-7	Fr.	Alameda, CA
22	22	Cherise Hoskins	F	5-8	Fr.	Altadena, CA
31	31	*Sharon Leheman	F	5-7	Jr.	Nuevo, CA
32	32	Corrine DeJong	C	6-1	So.	Corona, CA
44	44	Jackie Kostka	G	5-7	Jr.	Glendora, CA

STATISTICS	G	FG-FGA	PCT	FT-FIA	PCT	REB	AVG	PTS	AVG
Ellen Binkele	30	243-422	.576	113-194	.580	350	11.7	599	20.0
Katrina Dunnagan	28	165-322	.512	68-96	.708	209	7.5	398	14.2
Sharon Leheman	30	115-204	.430	21-26	.808	70	2.3	251	8.4
Kathy Wilson	29	106-257	.412	29-65	.446	223	7.7	241	8.3
Sheri Lazzarini	30	83-215	.386	32-63	.508	58	1.9	198	6.6
Corrine DeJong	30	71-129	.440	55-26	.591	175	5.8	168	5.6
Cherise Hoskins	26	55-113	.487	77-51	.529	68	2.6	137	5.3
Jackie Kostka	27	29-62	.468	18-34	.529	49	1.8	76	2.8
Lisa Nutter	12	8-23	.348	2-2	.100	12	1.0	18	1.5
AZUSA PACIFIC	30	878-1815	.483	326-578	.564	1221	40.7	2092	29.7

1980-81 SEASON RESULTS (15-11)

93	Cal Lutheran	34	79	USIU	65
99	California Baptist	37	54	UC Riverside	61L
68	UC San Diego	57	53	UC Irvine	66L
64	UC San Diego	29	63	Occidental	54
76	Point Loma	67	60	Fresno State	56
90	Loyola Marymount	55	56	Cal State Sacramento	63L
95	Cal Lutheran	52	42	Pacific	88L
105	Loyola Marymount	55	62	UCSB	71L
73	Cal State Northridge	55	99	California Baptist	37
52	Pepperdine	73L	63	UCLA	48
42	Stanford	73L	61	UC Irvine	62L
63	UCSB	72L	52	Cal St. Dominguez Hills	65L
65	Fresno State	75L	77	Cal Baptist	45

Head Coach: Nathaniel Gillespie

Nickname: Tigers

Assistant: Mary Clarke

Enrollment: 9000

Sports Info. Director: Billy Morris

## ROSTER (\*Probable Starters)

Light	Dark	Name	POS	HT	WT	CLASS	HOMETOWN
10	10	Gina Darton	G	5-7	125	Fr.	Tampa, FL
13	13	Carlette Moore	F	5-7	145	Jr.	St. Louis, MO
14	14	Carla Moore	G	5-5	130	Jr.	St. Louis, MO
20	20	Darlene Hale	G	5-8	145	Jr.	Tampa, FL
21	21	Terri Walter	C	6-1	146	So.	Houston, TX
23	23	Angela Anderson	G	5-9	135	Jr.	Houston, TX
24	24	Roberta Harper	C	5-11	140	So.	Houston, TX
31	31	Nerissa Redo	G	5-8	140	Sr.	Wichita, KS
32	32	Pamela Bradshaw	F	5-10	140	Fr.	Flint, MI
33	33	Sybil Reddick	C	6-1	135	Fr.	Tampa, FL
45	45	Denise Taylor	F	5-10	155	Fr.	Cleveland, MS
55	55	Maxine Miller	G	5-7	130	Jr.	New Orleans, LA

STATISTICS	G	FG-FGA	PCT	FT-FTA	PCT	REB	AVG	PTS	AVG
Nerissa Redo	26	260-531	.440	151-211	.715	62	2.3	660	26.0
Roberta Harper	21	119-226	.526	45-76	.592	311	12.0	283	10.9
Darlene Hale	26	113-293	.385	58-82	.707	85	3.2	284	10.9
Carlette Moore	26	76-196	.387	19-44	.431	81	3.1	171	6.6
Sybil Reddick	26	60-158	.379	39-71	.549	187	7.1	159	6.1
Carla Moore	23	49-120	.408	26-41	.634	40	1.7	124	5.4
Angela Anderson	24	44-99	.444	23-39	.589	42	1.7	111	4.6
Terri Walter	25	43-117	.367	26-48	.541	143	5.7	112	4.5
Denise Taylor	25	37-72	.513	27-43	.627	82	3.3	101	4.0
Gina Darton	21	14-55	.218	6-13	.461	13	.6	34	1.6
Maxine Miller	16	5-14	.357	5-6	.833	7	.4	20	1.2
Pam Bradshaw	13	0-4	.000	0-0	.000	0	.0	0	.0
TEXAS SOUTHERN	26	810-1920	.421	432-686	.629	1166	44.8	2052	78.9
OPPONENTS	26	688-1717	.400	368-900	.408	1196	46.0	1744	67.1

## 1980-81 SEASON RESULTS (21-8)

107	Pan American	61	77	UTEP	65
76	Texas A&M	65	79	Prairie View	62
77	Grambling State	79L	53	Jackson State	79L
89	Florida A&M	74	65	Rice	63
68	Southern	99L	76	Texas	68
92	Southwest Texas	63	80	Oklahoma	72
65	Texas at El Paso	72L	83	Bishop	69
90	Paul Quinn	82	68	Grambling State	67
83	North Texas	62	57	Jackson State	54
50	Texas at Austin	79L	80	Prairie View	65
77	Houston	87L	84	# Wiley	62
59	Southern	69L	79	# SMU	66
106	Bishop	55	91	# East Texas Baptist	51
92	Lamar	65	81	# Xavier	66
94	Paul Quinn	61			

Head Coach: Curt Fredrickson  
 Assistant: Mary Stolle  
 Sports Info. Director: Brent Hartz

Nickname: Wolves  
 Enrollment: 2,500

## ROSTER (\*Probable Starters)

Light	Dark	Name	POS	HT	WT	CLASS	HOMETOWN
10	11	Sherry Moore	G	5-6	115	Fr.	Kennebec, SD
12	13	Lori Spicer	G	5-4	130	Sr.	Sioux Falls, SD
14	15	*Cathy Cole	G	5-7	125	So.	Belle Fourche, SD
20	21	*Janelle Frank	G	5-8	125	Jr.	Wolsey, SD
24	25	Becky Oien	G-F	5-7	125	So.	Sisseton, SD
30	31	Laura Hummel	G	5-7	130	Fr.	Hague, ND
32	33	*Lori Burkhardt	F	5-10	140	Sr.	Yankton, SD
34	35	Lisa Card	F	5-10	150	Fr.	Britton, SD
40	41	*Debbie Esche	F	5-9	130	Fr.	Aberdeen, SD
44	45	Carol Freeman	C	6-0	150	So.	Canova, SD
50	51	*Wendy Swanhorst	F	5-10	160	Jr.	Cresbard, SD
52	53	Gay Moen	F-C	5-11	135	Fr.	Sisseton, SD

STATISTICS	G	FG-FGA	PCT	FT-FTA	PCT	REB	AVG	PTS	AVG
Lori Burkhardt	27	202-398	.510	64-80	.800	149	5.5	468	17.3
Janelle Frank	27	160-342	.470	40-52	.770	95	3.5	360	13.3
Cathy Coyle	27	139-319	.430	48-61	.790	56	2.1	326	12.1
Laura Hummel	27	125-281	.440	33-49	.670	87	3.2	283	10.5
Wendy Swanhorst	27	102-256	.400	37-48	.770	153	5.7	241	8.9
Debbie Esche	27	86-175	.490	10-21	.480	197	7.3	182	6.7
Lisa Card	26	56-147	.380	41-54	.760	127	4.9	153	5.9
Gay Moen	27	39-95	.410	22-32	.690	101	3.7	100	3.7
Carol Freeman	19	15-55	.270	6-16	.370	53	2.8	36	1.9
Sherry Moore	13	8-26	.310	4-9	.440	5	.38	20	1.5
Becky Oien	15	8-29	.280	7-10	.700	9	.60	23	1.5
Lori Spicer	9	1-10	.100	2-2	.100	3	.33	4	.4
NORTHERN STATE	27	947-2166	.440	314-436	.720	1063	39.3	2214	82.0
OPPONENTS	27	720-1893	.380	193-361	.530	855	31.7	1,682	62.3

## 1980-81 SEASON RESULTS (26-3)

80	Lake Region J.C., ND	72	85	Mary College, SD	77
75	Brandon Univ., Canada	65	75	Valley City, ND	72
81	Dakota State, SD	55	88	Huron, SD	55
93	Jamestown, ND	94L	77	Augustana, IL	57
67	Lake Region J.C., ND	77L	95	Bismark J.C., ND	60
92	Augustana, IL	67	86	Black Hills St., SD	61
86	Moorhead State, MN	40	97	So. Dakota Mines & Tech	74
97	Dakota Wesleyan, SD	56	82	Mary College, SD	64
77	No. Dakota St. Sci.	56	84	Minot State, ND	68
60	No. Dakota State	66L	93	Huron, SD	49
68	Jamestown, ND	65	63	U. of Minnoseta - Morris	56
76	Alumni	49	94	#Huron, SD	37
81	So. Dakota State	67	73	#So. Dakota Mines & Tech	62
89	U. of Minnesota - Morris	75	59	#No'Wstn. Oklahoma	57
			76	#Midland Lutheran, NE	67

# - Area Playoffs

Head Coach: Debbie Bumpus  
 Assistant: Patty Hartenbower  
 Sports Info Director: Paul Sweetgall

Nickname: Griffons  
 Enrollment: 3900

## ROSTER (\*Probable Starters)

Light	Dark	Name	POS	HT	WT	CLASS	HOMETOWN
10	10	*Kay Barton	G	5-5	124	Jr.	Trenton, MO
20	20	*Brenda Rogers	G	5-7	144	Jr.	Union, IA
22	22	*Barb Gudde	F	5-9	152	Sr.	Hickman Mills, MO
24	24	*Myasthia Kelley	C	5-10	150	Jr.	Smyrna, TN
30	30	Marilyn Jones	F	5-8	144	So.	Hamilton, MO
32	32	*Julie Sherwood	G	5-7	159	So.	Percival, IA
34	34	Lory Dixon	F	5-9	146	So.	Jamesport, MO
40	40	Julie Evans	F	5-8	166	Jr.	Hamilton, MO
44	44	Lori Sweet	F	5-9	152	So.	Okay, OK
50	50	Jill Hanson	F	5-11	159	Fr.	Waseca, MN
52	52	Jackie Dudley	F	5-9	160	Jr.	St. Joseph, MO
54	54	Laura Hanson	C	6-2	165	Jr.	Waseca, MN

STATISTICS	G	FG-FGA	PCT	FT-FTA	PCT	REB	AVG	PTS	AVG
Barb Gudde	19	117-250	.468	81-112	.723	180	9.5	315	16.6
Julie Sherwood	26	160-356	.449	61-90	.678	136	5.2	381	14.7
Myasthia Kelley	29	172-385	.447	40-76	.526	320	11.0	384	13.2
Brenda Rogers	30	94-263	.357	50-84	.595	131	4.4	238	7.9
Jackie Dudley	29	91-214	.425	34-67	.507	216	7.4	216	7.4
Lori Sweet	27	76-140	.543	13-28	.722	54	2.0	165	6.1
Julie Evans	26	57-109	.523	15-18	.833	47	1.8	129	5.0
Kay Barton	22	31-95	.326	24-43	.558	45	1.5	86	3.9
Lory Dixon	22	33-76	.434	11-26	.423	56	2.5	77	3.5
Laura Hanson	27	37-93	.398	21-50	.420	114	4.2	95	3.5
Jill Hanson	11	3-13	.231	8-14	.571	20	1.8	14	1.3
Marilyn Jones	16	5-18	.278	3-6	.500	16	1.0	13	0.8
MISSOURI WESTERN	30	877-2021	.434	363-609	.596	1343	51.4	2117	70.6
OPPONENTS	30	703-1908	.368	367-604	.608	1073	43.0	1773	59.1

## 1980-81 SEASON RESULTS (24-6)

55	Kent State	70	61	Emporia State	74
78	Cumberland College	52	81	Washburn	73
73	Bethany College	58	75	Wayne State	69
62	William Woods	51	76	Missouri Southern	59
72	NE Missouri State	67	73	Pittsburg State	57
57	SE Missouri State	61	ot 98	Benedictine	54
65	Benedictine	59	69	Tarkio	62
53	NE Missouri State	54	80	Fort Hays State	70
83	UMKC	32	62	Kearney State	64
70	Wayne State	57	74	Washburn	53
72	Fort Hays State	57	64	Emporia State	76
77	Kearney State	66	67	Rockhurst	27
73	Missouri Southern	67	75	Missouri Valley	49
68	Pittsburg State	49	71	Wisconsin-Parkside	59
65	NE Missouri State	60	68	Grandview	67

AREA 5

BERRY COLLEGE, MT. BERRY, GA

1st Appearance

Head Coach: Brenda Paul

Nickname: Lady Vikings

Assistant: Greg Williams

Enrollment: 1,700

Sports Info. Director: Jerry Narramore

ROSTER (\*Probable Starters)

Light	Dark	Name	POS	HT	WT	CLASS	HOMETOWN
11	11	*Melinda Shell	F	5-10		Jr.	Charleston, TN
13	13	Donna Bilesino	F	5-9		So.	Nihuntingdon, PA
15	15	Doris Bell	G	5-7		Jr.	Bonaire, GA
20	20	*Clarissa Bagwell	G	5-7		Sr.	Cartersville, GA
22	22	*Marilyn Gainor	G	5-2		Sr.	Cartersville, GA
24	24	*Donna Whitworth	F	5-9		Sr.	Toccoa, GA
25	25	Belinda Edwards	P	6-2		Fr.	Canton, GA
32	32	*Denise Davis	F	5-8½		Jr.	Lilburn, GA

STATISTICS	G	FG-FGA	PCT	FT-FTA	PCT	REB	AVG	PTS	AVG
Donna Wentworth	27	212-409	.518	64-91	.703	162	6.0	488	18.0
Melinda Shell	27	163-316	.515	87-122	.713	209	7.7	418	15.4
Denise Davis	27	142-304	.467	132-193	.683	231	8.5	414	15.3
Clarisa Bagwell	27	108-194	.556	50-69	.724	80	2.9	266	9.8
Marilyn Gainor	26	80-169	.473	38-52	.730	73	2.8	198	7.6
Donna Bilesino	22	46-61	.754	29-50	.580	57	2.5	120	5.4
Belinda Edwards	20	32-78	.410	21-32	.656	80	4.0	85	4.2
Doris Bell	22	19-44	.432	17-22	.772	33	1.5	55	2.5
BERRY COLLEGE	27	814-1599	.509	438-631	.694	939	34.7	2047	75.8
OPPONENTS	27	810		210-312	.673	1034	38.2	1830	67.7

1980-81 SEASON RESULTS (16-8)

70	Piedmont, NC	68	60	No. Georgia College	47
72	Lee, TN	80L	93	Fort Valley, GA	76
96	Covenant, TN	74	72	No. Georgia College	49
73	Jackson State, MS	70	65	Shorter, GA	59
84	Covenant, TN	52	72	Lee, TN	79L
76	Lee, TN	81L	86	Jackson State, MS	62
53	U. of Tenn. - Chattanooga	72L	76	Ga. Southwestern	74
69	North Alabama	74L	71	West Georgia	76L
72	Carson-Newman, TN	65	76	Shorter, GA	80L
66	College of Charleston	61	79	Augusta, GA	74
84	Augusta, GA	55	93	Piedmont, NC	76
82	West Georgia	85L	111	#Edward Waters, FL	87
84	Armstrong State, GA	72	83	#Alabama - Huntsville	77
			75	#Carson-Newman, TN	74

# - Area Playoffs

Head Coach: Marsha Reall

Nickname: Cardinals

Sports Info Director: Greg Branch

Enrollment: 3710

ROSTER (\*Probable Starters)

Light	Dark	Name	POS	HT	WT	CLASS	HOMETOWN
12	12	Anne Lenhard	F	5-10	130	Jr.	Gagetown, MI
20	20	*Kim Key	G	5-7	145	Fr.	Flint, MI
22	22	Sue Guevara	G	5-6	120	So.	Saginaw, MI
24	24	Penny Bell	G	5-5	140	So.	St. Charles, MI
30	30	*Toni Zielinski	G	5-9	140	Fr.	Clawson, MI
32	32	*Sandy Clor	F	6-1	155	Jr.	Redford, MI
34	34	Sharon Sawyers	G	5-9	150	Fr.	Carrollton, MI
40	40	Monica Williams	F	5-10	130	Fr.	Port Huron, MI
42	42	*Erika Bush	F	5-11	150	Sr.	North Branch, MI
50	50	Pam Bowden	G	5-8	140	Fr.	Saginaw, MI
54	54	*Diane Dockus	C	6-2	185	Sr.	Mt. Clemens, MI

STATISTICS	G	FG-FGA	PCT	FT-FTA	PCT	REB	AVG	PTS	AVG
Diane Dockus	29	192-340	.564	78-112	.696	279	9.6	462	15.9
Toni Zielinski	29	134-334	.401	37-48	.771	90	3.1	305	10.5
Kim Key	27	117-289	.405	46-67	.686	83	3.1	280	10.3
Erika Bush	29	118-310	.380	46-62	.742	338	11.6	282	9.7
Sandy Clor	29	83-219	.379	53-72	.736	192	6.6	219	7.5
Sharon Sawyers	28	85-228	.373	28-41	.683	59	2.1	198	7.1
Monica Williams	25	69-184	.375	45-85	.529	186	7.4	183	7.3
Pam Bowden	19	10-31	.322	9-14	.643	22	1.1	29	1.5
Sue Guevara	10	8-19	.421	2-4	.500	10	1.0	18	1.8
Penny Bell	15	6-18	.333	2-8	.250	3	.2	14	0.9
Anne Lenhard	19	3-13	.230	4-8	.500	19	1.0	10	0.5

1980-81 SEASON RESULTS (16-13)

72 @ Toledo OH	83L	74 Lake Superior MI	70
85 @ Michigan-Dearborn	44	65 Michigan Tech	27
74 @ Aquinas MI	56	57 @ Spring Arbor MI	54
80 Shaw MI	43	78 Grand Valley MI	49
80 Northwood Institute MI	34	74 @ Central Michigan	75L
71 Bowling Green OH	81L ot	57 Oakland MI	64L
64 Wayne State MI	84L	69 @ Northwood Institute MI	55
56 @ Lake Superior MI	65L	95 Michigan-Dearborn	51
70 @ Northern Michigan	85L	71 Ferris State MI	74L
66 @ Michigan Tech	39	75 @ Kent State OH	71
71 @ Grand Valley MI	82L	55 @ Cleveland State OH	66L
51 Aquinas MI	39	63 @ Oakland MI	79L
71 @ Ferris State MI	62	86 @ Indiana Tech	59
71 @ Wayne State MI	85L	72 # College of St. Francis IL	62
66 @ Eastern Michigan	67L		

@ Away

# Area Playoffs

## AREA 7

## KENTUCKY STATE, FRANKFORT, KY

1st Appearance

Head Coach: Ron Mitchell

Nickname: Thorobreds

Assistant: Ken Miller

Enrollment: 2,300

Sports Info. Director: Ken Miller

## ROSTER (\*Probable Starters)

Light	Dark	Name	POS	HT	WT.	CLASS	HOMETOWN
15	15	*Darlene Brown	G	5-6	127	Fr.	Detroit, MI
21	21	*Cindy Onyemelukwe	G	5-5	129	So.	East St. Louis, MO
22	22	*Carolyn Walker	G	5-7	130	Sr.	Atlanta, GA
24	33	*Pam King	C	5-11	145	So.	Atlanta, GA
25	25	Jackie Stringer	G	5-4	128	Fr.	Louisville, KY
34	34	Pansy Thomas	F	5-7	143	Sr.	Detroit, MI
35	35	*Angela Barnett	F	5-10	163	Fr.	Indianapolis, IN
41	41	Charlene Phelps	F	5-9	166	Jr.	Gary, IN
42	42	Felicia Brown	F	5-6	128	Fr.	Detroit, MI
43	43	Angela Bailey	C	6-1	166	Jr.	Louisville, KY
44	44	Rhonda Beauford	G	5-4	123	Fr.	Detroit, MI
45	45	Julie Mabry	G	5-5	127	So.	Elgin, IL

STATISTICS	G	FG-FGA	PCT	FT-FTA	PCT	REB	AVG	PTS	AVG
Carolyn Walker	22	195-423	.461	38-57	.667	109	5.0	428	19.5
Pam King	20	143-288	.497	18-24	.750	243	12.2	304	15.2
Angela Barnett	25	108-241	.448	18-30	.600	173	6.9	234	9.4
Darlene Brown	25	84-252	.333	16-25	.640	68	2.7	184	7.4
Cindy Onyemelukwe	19	50-121	.413	9-16	.563	33	1.7	109	5.7
Felicia Brown	25	53-118	.449	6-12	.500	79	3.2	112	4.5
Pansy Thomas	25	53-109	.486	3-11	.273	115	4.6	109	4.4
Angela Bailey	23	46-116	.397	4-7	.571	80	3.5	96	4.2
Julie Maybry	24	46-107	.430	7-12	.583	26	1.1	99	4.1
Jackie Stringer	17	25-61	.410	8-13	.615	23	1.4	58	3.4
Charlene Phelps	16	13-41	.317	3-8	.375	29	1.8	29	1.8
Rhonda Beauford	13	6-13	.462	0-2	.000	8	0.6	12	0.9
KENTUCKY STATE	25	822-1890	.435	130-217	.599	1086	43.4	1778	71.1
OPPONENTS	25	720-1698	.424	127-224	.569	971	38.8	1567	62.7

## 1980-81 SEASON RESULTS (18-7)

59	Cumberland, KY	50	80	Alice Lloyd, KY	44
64	Kentucky Wesleyan	55	73	@Northern Kentucky	85L
76	@Alice Lloyd, KY	61	56	@Cumberland, KY	61L
59	@Pikeville, KY	75L	75	Campbellsville, KY	66
51	Bellarmino, KY	58L	64	@Central State, OH	61
65	@Emporia St., KS	67L	67	Tennessee State	65
72	@Augustana, IL	59	93	Pikeville, KY	54
67	@Arkansas State	49	84	@Bellarmino, KY	69
67	Marshall, WV	55	79	Georgetown, KY	65
81	Central St., OH	46	70	@Tennessee State	68
64	@Georgetown, KY	73L	80	#Pikeville, KY	59
74	@Kentucky Wesleyan	82L	73	#Charleston, WV	66
			85	#So. Carolina - Aiken	74

@ - Away Game

# - Area Playoffs



Head Coach: Leon Wright Bey

Nickname: Trojanettes

Assistant: Shirley Pinney

Enrollment: 4900

Sports Info. Director: William Gee

ROSTER (\*Probable Starters)

Light	Dark	Name	POS	HT	WT	CLASS	HOMETOWN
10	10	Johnna Jackson	G	5-5	135	Fr.	Richmond, VA
11	11	Verlia Williams	G	5-1	117	Fr.	Landover, MD
12	12	Valerie Phillips	G	5-6	130	Fr.	Philadelphia, PA
44	14	Karen Terry	G	5-7	135	So.	Henrico County, VA
20	24	Pam Rose	G-F	5-7	160	Fr.	Richmond, VA
21	21	Cynthia Robinson	F	6-3	130	Fr.	Baltimore, MD
22	22	Marsha McCollum	G	5-7	114	Fr.	Baltimore, MD
23	23	Linda Conners	G-F	5-7	147	Fr.	Batlimore, MD
24	30	Vanessa Jefferson	F	5-10	140	Jr.	Chesterfield County, V
25	25	Anita Redcross	G	5-7	117	So.	Hampton, VA
31	31	Veronica Harrison	F	6-0	160	Fr.	Petersburg, VA

STATISTICS	G	FG-FGA	PCT	FT-FTA	PCT	REB	AVG	PTS	AVG
Marsha McCollum	32	207-457	.452	60-108	.555	74	2.3	474	14.8
Pam Rose	32	175-446	.392	60-87	.689	205	6.4	410	12.8
Cynthia Robinson	31	114-310	.367	38-103	.368	240	7.7	266	8.6
Anita Redcross	32	93-261	.360	42-72	.583	125	3.9	228	7.1
Val Phillips	27	65-167	.389	65-93	.698	99	3.7	195	7.1
Johnna Jackson	32	82-203	.403	44-67	.656	73	2.3	208	6.5
Linda Conners	31	68-157	.433	55-89	.617	194	6.3	191	6.2
Vanessa Jefferson	24	55-147	.374	24-45	.533	130	5.4	134	5.6
Verlia Williams	23	31-84	.369	21-49	.428	19	.8	83	3.6
Veronica Harrison	24	18-47	.382	12-24	.500	55	2.3	48	2.0
Karen Terry	21	16-38	.421	5-14	.357	21	1.0	37	1.8
VIRGINIA STATE	32	927-2335	.397	430-763	.564	1338	41.8	2284	71.4
OPPONENTS								2226	69.6


1980-81 SEASON RESULTS (18-14)

46	Old Dominion	67	63	Bowie State	74
88	Bowie State	84	70	Norfolk State	64
41	Univ. of Virginia	76	77	Hampton Institute	63
53	Morgan State	58	92	Livingstone	71
63	LaSalle	67	81	St. Paul's	65
60	Temple	75	85	Elizabeth City State	86
80	Rutgers-Camden	65	45	Penn State	97
83	Maryland-Eastern Shore	58	43	Kansas State	84
45	Virginia Tech	62	94	Maryland-Eastern Shore	46
67	St. Paul's	46	94	Elizabeth City State	77
52	Virginia Union	64	54	Virginia Union	64
77	Hampton Institute	61	97	Fayetteville State	80
77	Norfolk State	82	60	Norfolk State	73
77	Hampton Institute	71	110	Spring Garden	75
82	Spring Garden	63	76	# Bowie State	72
75	James Madison	66	75	# Point Park	70

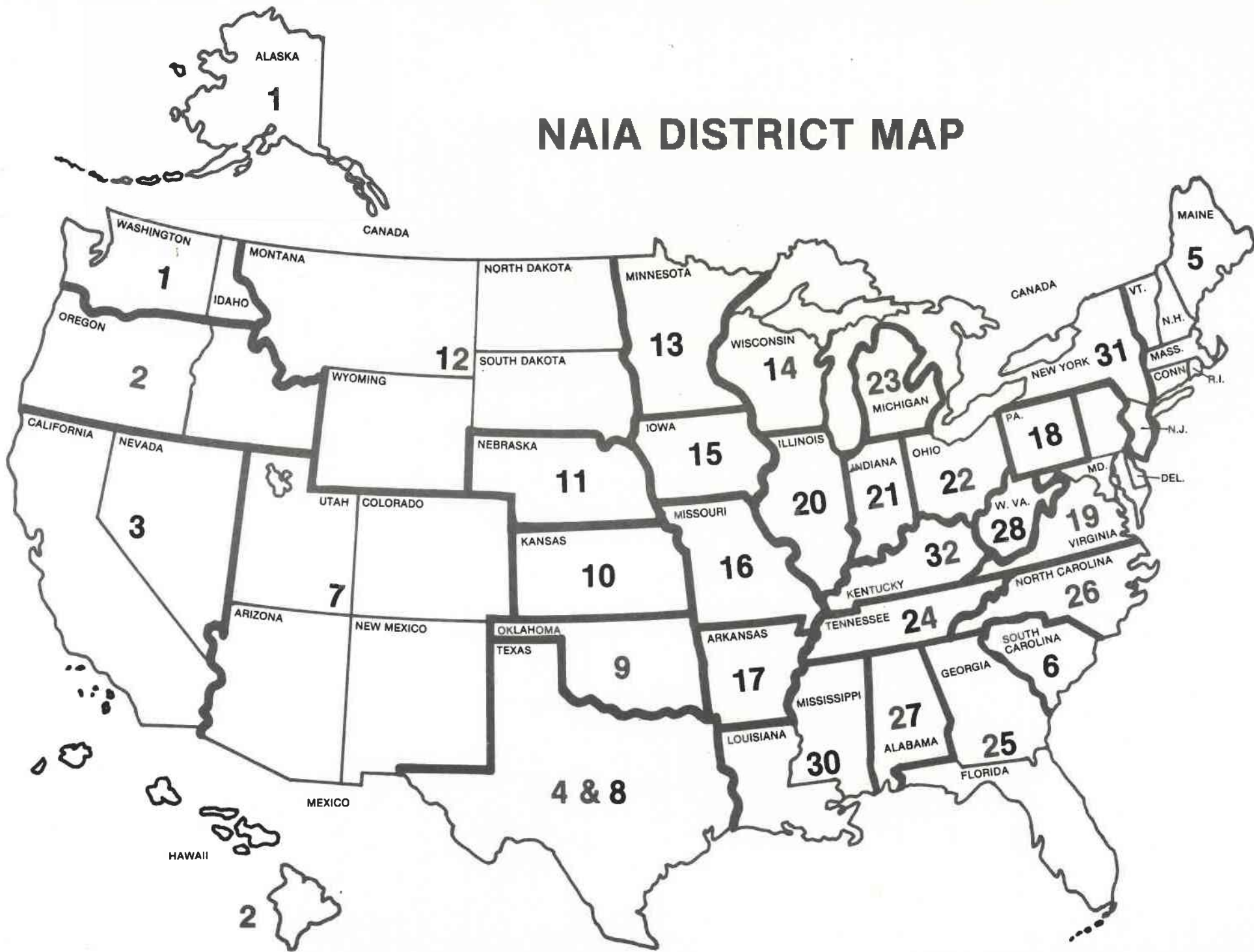
# Area 8 playoff


**TOURNAMENT NOTES**





# NAIA DISTRICT MAP





**The world's finest,  
largest and oldest  
intercollegiate basketball  
championship event.**