

---

10-13-1990

## IUPU vs. Cedarville

Cedarville University

Follow this and additional works at: [https://digitalcommons.cedarville.edu/mens\\_soccer\\_statistics](https://digitalcommons.cedarville.edu/mens_soccer_statistics)



Part of the [Higher Education Commons](#), and the [Sports Studies Commons](#)

---

### Recommended Citation

Cedarville University, "IUPU vs. Cedarville" (1990). *Men's Soccer Statistics*. 431.  
[https://digitalcommons.cedarville.edu/mens\\_soccer\\_statistics/431](https://digitalcommons.cedarville.edu/mens_soccer_statistics/431)

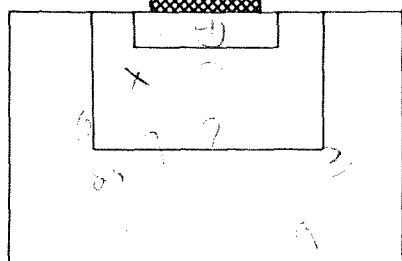
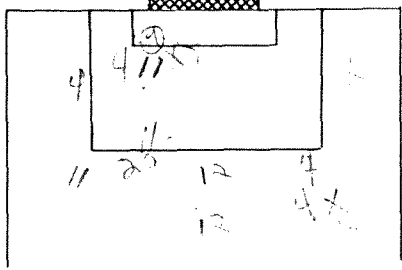
This Statistics is brought to you for free and open access by DigitalCommons@Cedarville, a service of the Centennial Library. It has been accepted for inclusion in Men's Soccer Statistics by an authorized administrator of DigitalCommons@Cedarville. For more information, please contact [digitalcommons@cedarville.edu](mailto:digitalcommons@cedarville.edu).

10/12/90  
**BRINE SOCCER SCORE SHEET**

DATE 10-12-90  
FIELD Brine  
WEATHER Clear/cool

HOME IUPU - IN vs. VISITORS CEDARVILLE

SHOT CHART



SHOTS AT GOAL 25

|    |    |    |    |    |    |    |    |    |    |    |
|----|----|----|----|----|----|----|----|----|----|----|
| X  | 2  | 3  | 4  | 5  | 6  | 7  | 8  | 9  | 10 | 11 |
| 12 | 13 | 14 | 15 | 16 | 17 | 18 | 19 | 20 | 21 | 22 |
| 23 | 24 | 25 | 26 | 27 | 28 | 29 | 30 | 31 | 32 | 33 |
| 34 | 35 | 36 | 37 | 38 | 39 | 40 | 41 | 42 | 43 | 44 |

CORNER KICKS 6

|    |    |    |    |    |    |    |    |    |    |    |
|----|----|----|----|----|----|----|----|----|----|----|
| 1  | 2  | 3  | 4  | 5  | 6  | 7  | 8  | 9  | 10 | 11 |
| 12 | 13 | 14 | 15 | 16 | 17 | 18 | 19 | 20 | 21 | 22 |

GOALIE SAVES 1

|    |    |    |    |    |    |    |    |    |    |    |
|----|----|----|----|----|----|----|----|----|----|----|
| X  | 2  | 3  | 4  | 5  | 6  | 7  | 8  | 9  | 10 | 11 |
| 12 | 13 | 14 | 15 | 16 | 17 | 18 | 19 | 20 | 21 | 22 |
| 23 | 24 | 25 | 26 | 27 | 28 | 29 | 30 | 31 | 32 | 33 |

REFEREES JOHN DENKMANN  
STEVEN CAPES  
KACHO EL MASSOUDI

| SHOTS | ASS. | GOALS | NO. | PLAYERS          | POS. | PLAYERS       | NO. | GOALS | ASS. | SHOTS |
|-------|------|-------|-----|------------------|------|---------------|-----|-------|------|-------|
|       |      |       | 4   | Matt Bartholomew | GOAL | Dave Weaver   |     |       |      |       |
|       |      |       | 3   | James Carney     |      | Dennis Smith  |     |       |      |       |
|       |      |       | 17  | Craig Higgins    |      | Thom Jones    |     |       |      |       |
|       |      |       | 11  | Brad Johnson     |      | John Hill     |     |       |      |       |
|       |      |       | 9   | Brian Woodcock   |      | Frank Davis   | 1   |       |      | 1     |
|       |      |       | 8   | Tom Kwiatkowski  |      | Craig Jones   | 1   |       |      | 1     |
|       |      |       | 20  | John McNab       |      | Dave Smith    | 11  |       |      | 11    |
|       |      |       | 16  | Aaron Bradley    |      | Len Smith     | 15  |       |      | 11    |
|       |      |       | 1   | Jason Paterson   |      | Kevin Johnson | 17  |       |      | 11    |
|       |      |       | 6   | John Samuels     |      | Greg Johnson  | 22  |       |      | 11    |
|       |      |       | 12  | Frank Woodcock   |      | Dave Smith    | 31  |       |      | 11    |

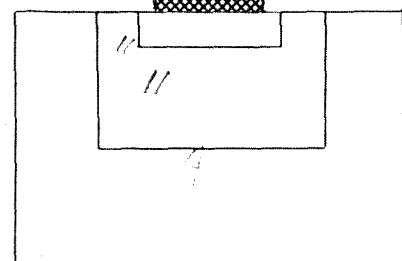
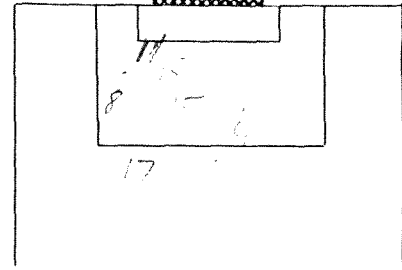
SUBS

|  |  |  |    |               |  |                 |    |   |  |    |
|--|--|--|----|---------------|--|-----------------|----|---|--|----|
|  |  |  | 14 | Kod Fleming   |  | Johnny Williams | 6  |   |  |    |
|  |  |  | 17 | Greg Kemple   |  | Jason Gray      | 5  |   |  |    |
|  |  |  | 15 | Mark Miller   |  | Denny Markov    | 4  | 7 |  | 11 |
|  |  |  | 5  | John Phillips |  | Mike Thomas     | 7  | 6 |  |    |
|  |  |  | 10 | Raymond Quivy |  | Mark Murphy     | 5  |   |  |    |
|  |  |  |    |               |  | Layne Turner    | 13 |   |  |    |
|  |  |  |    |               |  | Tommy Galley    | 14 |   |  |    |
|  |  |  |    |               |  | Dave Smith      | 31 |   |  |    |

SCORING

| TEAM | PLAYER        | PER | TIME  | ASSIST | ASSIST | HOW SCORED |
|------|---------------|-----|-------|--------|--------|------------|
| IUPU | Kristen Kwint | 9   | 35:50 |        |        | Head on    |
| IUPU | John Samuels  | 10  | 41:53 | 12     |        | OPEN NET   |
| IUPU | John Samuels  | 11  | 15:00 | 6      |        | Head on    |

SHOT CHART



SHOTS AT GOAL 7

|    |    |    |    |    |    |    |    |    |    |    |
|----|----|----|----|----|----|----|----|----|----|----|
| X  | 2  | 3  | 4  | 5  | 6  | 7  | 8  | 9  | 10 | 11 |
| 12 | 13 | 14 | 15 | 16 | 17 | 18 | 19 | 20 | 21 | 22 |
| 23 | 24 | 25 | 26 | 27 | 28 | 29 | 30 | 31 | 32 | 33 |
| 34 | 35 | 36 | 37 | 38 | 39 | 40 | 41 | 42 | 43 | 44 |

CORNER KICKS 1

|    |    |    |    |    |    |    |    |    |    |    |
|----|----|----|----|----|----|----|----|----|----|----|
| 1  | 2  | 3  | 4  | 5  | 6  | 7  | 8  | 9  | 10 | 11 |
| 12 | 13 | 14 | 15 | 16 | 17 | 18 | 19 | 20 | 21 | 22 |

GOALIE SAVES 7

|    |    |    |    |    |    |    |    |    |    |    |
|----|----|----|----|----|----|----|----|----|----|----|
| X  | 2  | 3  | 4  | 5  | 6  | 7  | 8  | 9  | 10 | 11 |
| 12 | 13 | 14 | 15 | 16 | 17 | 18 | 19 | 20 | 21 | 22 |
| 23 | 24 | 25 | 26 | 27 | 28 | 29 | 30 | 31 | 32 | 33 |

SCOREKEEPER Tommy Galley

|          |    |    |    |    |    |    |    |    |    |    |
|----------|----|----|----|----|----|----|----|----|----|----|
| FOULS    | 11 | 11 | 11 | 11 | 11 | 11 | 11 | 11 | 11 | 11 |
| OFFSIDES | 1  | 1  | 1  | 1  | 1  | 1  | 1  | 1  | 1  | 1  |

| TEAM       | 1 | 2 | O.T. | O.T. | FINAL |
|------------|---|---|------|------|-------|
| IUPU       | 1 | 2 |      |      | 3     |
| CEDARVILLE | 0 | 0 |      |      | 0     |

|          |  |
|----------|--|
| FOULS    | 11, 24, 24, 6, 11, 17, 24, 3, 13, 11, 5, 17, 9 |
| OFFSIDES | 1/7  |