

10-3-1991

Cedarville vs. Achland

Cedarville University

Follow this and additional works at: https://digitalcommons.cedarville.edu/mens_soccer_statistics



Part of the [Higher Education Commons](#), and the [Sports Studies Commons](#)

Recommended Citation

Cedarville University, "Cedarville vs. Achland" (1991). *Men's Soccer Statistics*. 441.
https://digitalcommons.cedarville.edu/mens_soccer_statistics/441

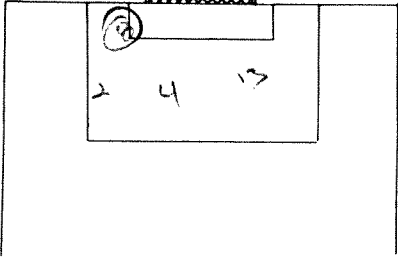
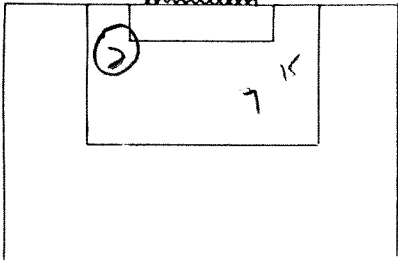
This Statistics is brought to you for free and open access by DigitalCommons@Cedarville, a service of the Centennial Library. It has been accepted for inclusion in Men's Soccer Statistics by an authorized administrator of DigitalCommons@Cedarville. For more information, please contact digitalcommons@cedarville.edu.

BRINE SOCCER SCORE SHEET

DATE Oct 3
FIELD CC
WEATHER windy/sunny

HOME Cedarville (4-3-1) vs VISITORS Ashland 3-7

SHOT CHART



SHOTS AT GOAL

7

X X X X X X X 8 9 10 11
12 13 14 15 16 17 18 19 20 21 22
23 24 25 26 27 28 29 30 31 32 33
34 35 36 37 38 39 40 41 42 43 44

CORNER KICKS

3

X X X 4 5 6 7 8 9 10 11
12 13 14 15 16 17 18 19 20 21 22

GOALIE SAVES

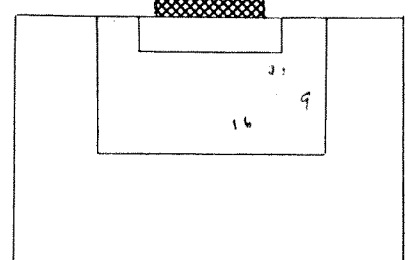
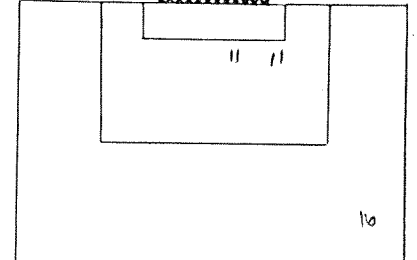
6

X X X X X X 7 8 9 10 11
12 13 14 15 16 17 18 19 20 21 22
23 24 25 26 27 28 29 30 31 32 33

REFEREES Joe Colvin
Harold Pinnell
Bob Dyer

| SHOTS | ASS. | GOALS | NO. | PLAYERS | POS. | PLAYERS | NO. | GOALS | ASS. | SHOTS |
|------------------|------|-------|-----|-----------------|---------------|----------------|-----|-------|------|-------|
| | | | 1 | Randy Southwell | GOAL | Chris Gordon | | | | |
| 11 | | 1 | 2 | John McLeod | F | John McLeod | 16 | | | |
| | 1 | | 3 | Jason Cray | F | Doug Bracker | 4 | | | |
| 1 | | 1 | 3 | Tom Kosman | F | Scott Allen | 7 | | | |
| 1 | 1 | | 7 | John Hill | M | Doug Dyer | 9 | | | |
| | | | 18 | Eric Rain | M | Curt Walker | 11 | | | |
| | | | 20 | Andy Stewart | M | Jeff Burg | 12 | | | |
| | | | 5 | Thor Jones | SW | Alyssa Moten | 8 | | | |
| | | | 6 | Curby Ford | B | Bill W. Thayer | 6 | | | |
| | | | 7 | Craig Walker | B | John Walker | 14 | | | |
| | | | 8 | Jeff Walker | B | Jeff Walker | 19 | | | |
| SUBS | | | | | | | | | | |
| 1 | | | 4 | D. Morrison | 3 | M. Beckler | 14 | | | |
| | | | 10 | M. Murphy | 12 | B. Long | 17 | | | |
| 1 | | | 13 | R. Richner | 13 | S. Gruber | 21 | | | |
| | | | 14 | R. Stover | 13 | | | | | |
| 1 | | | 15 | W. Sayer | 22 | | | | | |
| | | | 16 | B. Kadlecik | 6 | | | | | |
| | | | 19 | D. Gardner | 6 | | | | | |
| | | | 21 | E. Binning | | | | | | |
| | | | 24 | P. R. Lipst | | | | | | |
| Coach Tom Linden | | | | | | | | | | |

SHOT CHART



SHOTS AT GOAL

6

X X X X X X 7 8 9 10 11
12 13 14 15 16 17 18 19 20 21 22
23 24 25 26 27 28 29 30 31 32 33
34 35 36 37 38 39 40 41 42 43 44

CORNER KICKS

5

X X X X X X 6 7 8 9 10 11
12 13 14 15 16 17 18 19 20 21 22

GOALIE SAVES

5

X X X X X X 6 7 8 9 10 11
12 13 14 15 16 17 18 19 20 21 22
23 24 25 26 27 28 29 30 31 32 33

SCOREKEEPER L. Turner

SCORING

| TEAM | PLAYER | PER | TIME | ASSIST | ASSIST | HOW SCORED |
|------|------------|-----|-------|---------|--------|--------------------------|
| CC | Ted Kinse | 1 | 7:05 | J. Cray | | Cross - 1/2 way in goal |
| CC | Tom Kosman | 22 | 13:16 | J. Hill | | Header - 1/2 way in goal |
| | | | | | | |
| | | | | | | |
| | | | | | | |
| | | | | | | |
| | | | | | | |
| | | | | | | |
| | | | | | | |
| | | | | | | |
| | | | | | | |

TEAM 1 2 O.T. O.T. FINAL

| | | | | | |
|------------|---|---|--|--|---|
| Cedarville | 1 | 1 | | | 2 |
| Ashland | 0 | 0 | | | 0 |

FOULS 11, 8, 2, 22, 5, 9, 9, 9, 11, 10, 11, 8, 6, 5, 14, 4, 25
OFFSIDES 22, 14

FOULS 9, 9, 12, 11, 11, 9, 6, 8, 8, 4, 8, 11, 9, 4, 11, 20
OFFSIDES 9

Yellow #9 at 7:37

Yellow on coach 25:00