
Men's Basketball Statistics

Men's Basketball

11-26-1977

Cedarville vs. Earlham

Cedarville University

Follow this and additional works at: https://digitalcommons.cedarville.edu/mens_basketball_statistics



Part of the [Higher Education Commons](#), and the [Sports Studies Commons](#)

Recommended Citation

Cedarville University, "Cedarville vs. Earlham" (1977). *Men's Basketball Statistics*. 493.
https://digitalcommons.cedarville.edu/mens_basketball_statistics/493

This Statistics is brought to you for free and open access by DigitalCommons@Cedarville, a service of the Centennial Library. It has been accepted for inclusion in Men's Basketball Statistics by an authorized administrator of DigitalCommons@Cedarville. For more information, please contact digitalcommons@cedarville.edu.

SUMMARY SHEET

CEDARVILLE

VS

EARLHAM

DATE: 11-26-77

NAME	Game No.	Field Goals			Free Throws			Total Pts	Game Avg	Rebounds			Assists	Recoveries	Personal Fouls	Turnovers		
		M	A	%	M	A	%			Def	Off	Avg				Bad Pass	Fum.	Vio
J. REEF		12	21	57.1	7	8	87.5	31		5	3	8	4	1	2	0	0	5
D. REEF		4	8	50.0	5	8	62.5	13		2	6	8	1	0	5	0	2	1
B. POTTER		2	7	28.6	0	0	-	4		5	0	5	4	0	1	0	0	0
E. MOUNTS		9	17	52.9	8	9	88.9	26		4	2	6	4	1	4	0	0	4
F. RICKER		1	6	16.7	2	2	100.0	4		0	0	0	0	0	1	3	0	0
H. ALLEN		2	3	66.7	1	2	50.0	3		1	0	1	1	0	3	0	1	0
K. WATERS		3	10	30.0	5	8	62.5	11		7	2	9	8	2	4	3	0	5
M. STRIEMAYER		1	2	50.0	0	0	-	2		0	0	0	0	0	4	0	0	1
H. SCHWENKE		0	0	-	0	0	-	0		0	0	0	0	0	2	0	0	0
G. GROVE		0	0	-	0	0	-	0		0	0	0	1	0	1	0	0	1
										6	5			5				
CEDARVILLE		34	74	45.9	28	37	75.7	96		30	18	48	23	19	27	6	3	17
OPPONENTS		38	83	45.8	26	37	70.3	102		27	16	43	13	28	31	6	3	10

REBOUNDS

TURNOVERS

PLAYER	#	OFF.	DEF.	Total	Assists	Fumble	Bad Pass	Violation	Recover
M'GOIRE	10		① ②	2	11			1111	
BRADLEY	24		⑥	5	①				
THALLS	54		④ ⑧	8	①				
BOS	34		③	3	②				
POWERS	40		② ⑨	9	②				
	42		②	2					
	50				①				
	74				⑤				
	72		①	2	①				
	32								
	41			2					
TEAM		111	③	10				11111111 ⑬	
	30								
PFONENTS									
TOTALS		16	②⑥ 27	43	⑬	③	⑥	⑩	25

CEDARVILLE

O.P.

TO	#	+ Fts	Rec	TO	#	+ Fts
	1	+			1	+
	2	+			2	+
	3	+			3	+
	4	+			4	+
	5	+			5	+
	6	+			6	+
	7	+			7	+
	8	+			8	+
	9	+			9	+
	10	+			10	+
	11	+			11	+
	12	+			12	+
	13	+			13	+
	14	+			14	+
	15	+			15	+
	16	+			16	+
	17	+			17	+
	18	+			18	+
	19	+			19	+
	20	+			20	+
	21	+			21	+
	22	+			22	+
	23	+			23	+
	24	+			24	+
	25	+			25	+
	26	+			26	+

Cedarville vs. _____
 Date _____
 FIRST HALF | SECOND HALF

REBOUNDS

TURNOVERS

PLAYER	#	OFF.	DEF.	Total	Assists	Fumble	Bad Pass	Violation	Recover
J. REEP	35	(3)	(2)		(2)				1
D. REEP	53	(4)	(2)		1 (1)				
POTTER	15		## (5)		(4)				
RIKER	13								
MOUNT	33	(2)	(2)		(2)				
WAITERS	5	(2)	## (5)		## (7)				
STRETTMATER	43								
ALLEN	11				1 (1)	1			
GREVE	55				1 (1)			1	
TEAM		##							
			##						
PROMENTS									
TOTALS		13	23		21	3	6	17	

CEDARVILLE

O.P.

To	#	+ Ftr	Rec	To	#	+ Ftr
	1	+			1	+
	2	+			2	+
	3	+			3	+
	4	+			4	+
	5	+			5	+
	6	+			6	+
	7	+			7	+
	8	+			8	+
	9	+			9	+
	10	+			10	+
	11	+			11	+
	12	+			12	+
	13	+			13	+
	14	+			14	+
	15	+			15	+
	16	+			16	+
	17	+			17	+
	18	+			18	+
	19	+			19	+
	20	+			20	+
	21	+			21	+
	22	+			22	+
	23	+			23	+
	24	+			24	+
	25	+			25	+
	26	+			26	+

9.
15
Recovery 24

Cedarville vs. Earlham
Date Nov. 26, 1977

FIRST HALF / SECOND HALF

102 - 96

CEDARVILLE COLLEGE SHOOTING CHART

DATE 11/26/77

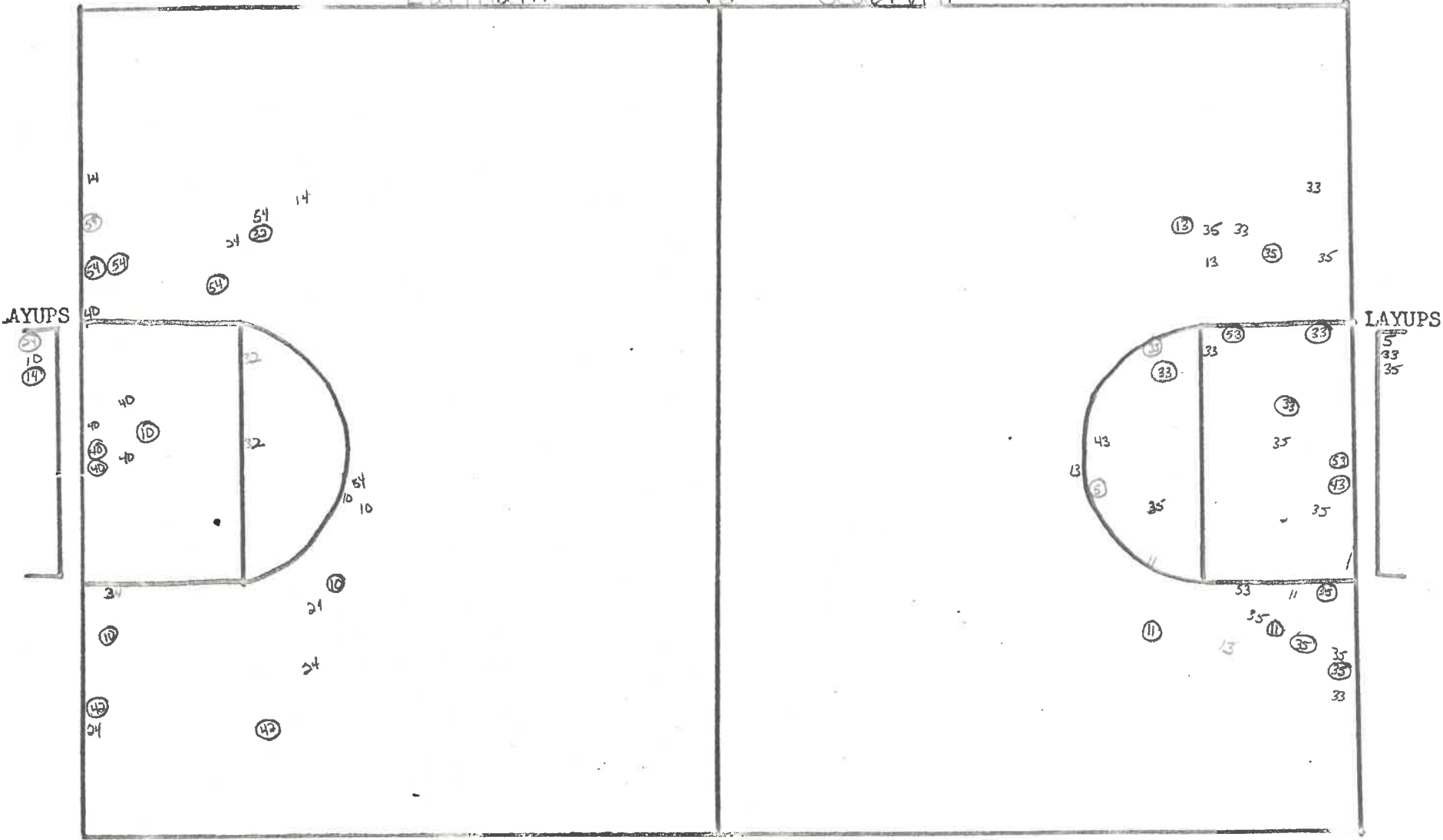
54 - 45

HALF 2nd

Earlham

vs

Cedarville



CEDARVILLE; P.G. ATT. _____

OPPONENTS: F.G. ATT. _____

F.G. MADE _____

F.G. PCT. _____

F.G. MADE _____

F.G. PCT. _____

SCORE _____

SCORE _____

Foul: _____

Fouls
 54-N
 10-N
 40-N

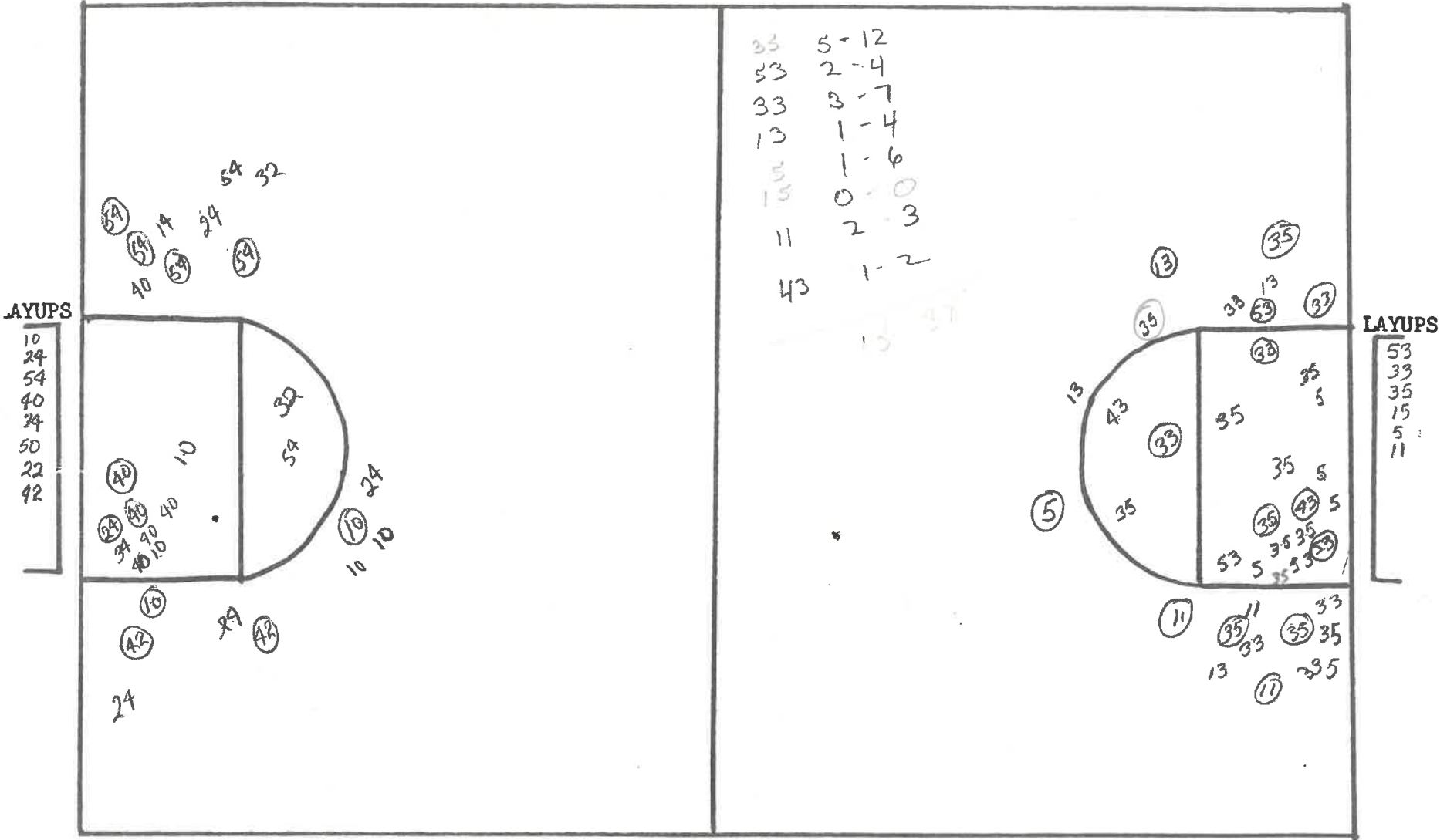
22-11
 44-11

35-N
 33-11111
 53-1111
 5-111

CEDARVILLE COLLEGE SHOOTING CHART

DATE Nov. 26, 1977

HALF 2ND



CEDARVILLE; F.G. ATT. 32
 F.G. MADE 14
 SCORE _____

F.G. PCT. _____

OPPONENTS; F.G. ATT. 38
 F.G. MADE 15
 SCORE _____

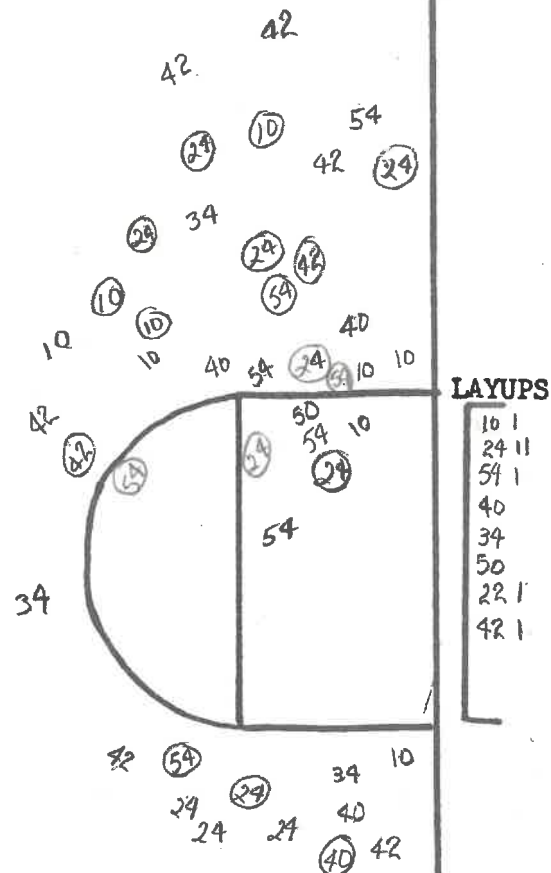
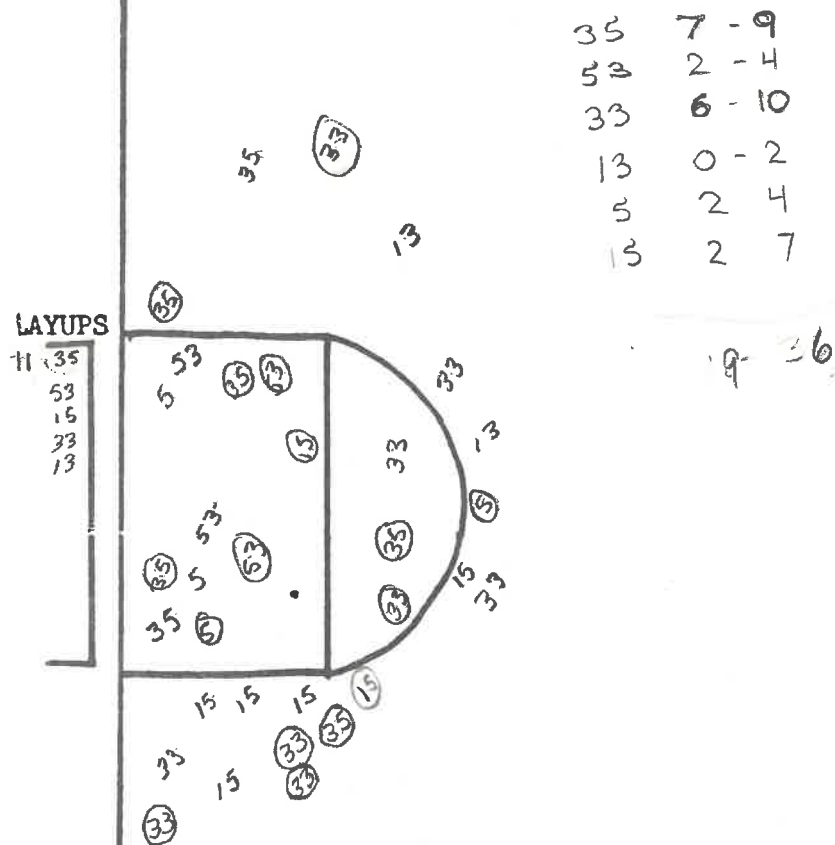
F.G. PCT. _____

CEDARVILLE COLLEGE SHOOTING CHART

DATE Nov. 26, 1977

EARLHAM

HALF 1ST



CEDARVILLE; F.G. ATT. 35
F.G. MADE 18
SCORE _____

F.G. PCT. _____

OPPONENTS: F.G. ATT. 51
F.G. MADE 24
SCORE _____

F.G. PCT. _____

10. Thom
 14
 22
 24
 30
 32
 34
 40
 42
 44
 50
 52
 54

CEDARVILLE COLLEGE SHOOTING CHART

45 35
 53
 15
 33
 13
 11
 5
 43
 55
 71
 21

DATE 11/26/77

Cedarville

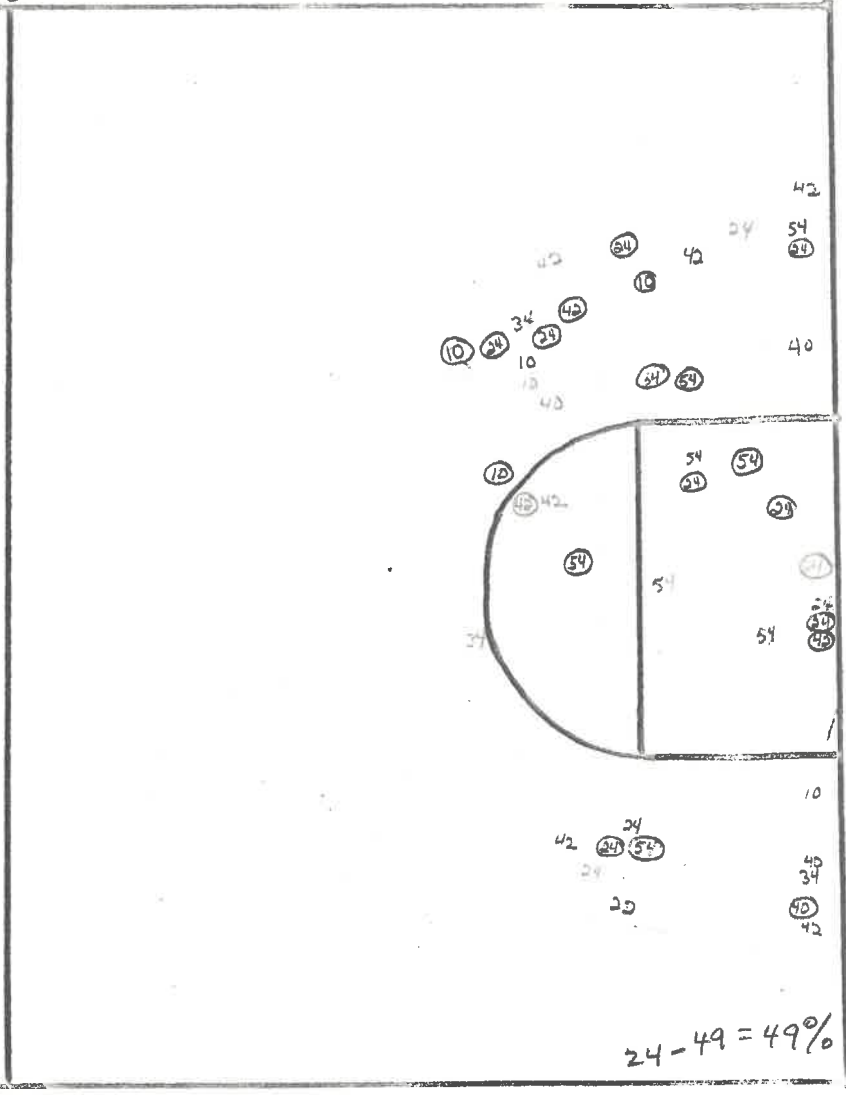
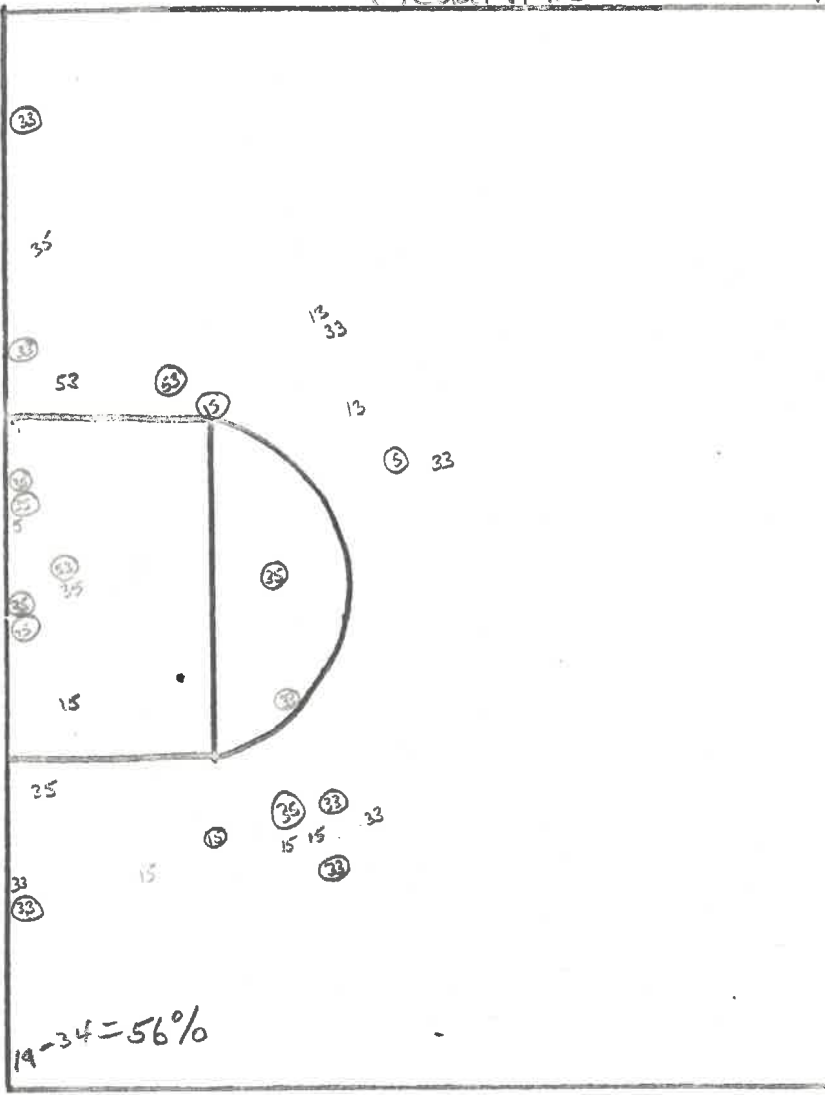
vs

Earlham

HALF 1st

LAYUPS

LAYUPS



CEDARVILLE; F.G. ATT. 34
 F.G. MADE 19
 SCORE 45

F.G. PCT. 56%

OPPONENTS: F.G. ATT. 49
 F.G. MADE 24
 SCORE 54

F.G. PCT. 49%

Fouls

13-11
 53-1

35-11
 5-11

Fouls

51-11
 10-11