
10-12-1993

Cedarville vs. Wilmington

Cedarville University

Follow this and additional works at: https://digitalcommons.cedarville.edu/mens_soccer_statistics



Part of the [Higher Education Commons](#), and the [Sports Studies Commons](#)

Recommended Citation

Cedarville University, "Cedarville vs. Wilmington" (1993). *Men's Soccer Statistics*. 492.
https://digitalcommons.cedarville.edu/mens_soccer_statistics/492

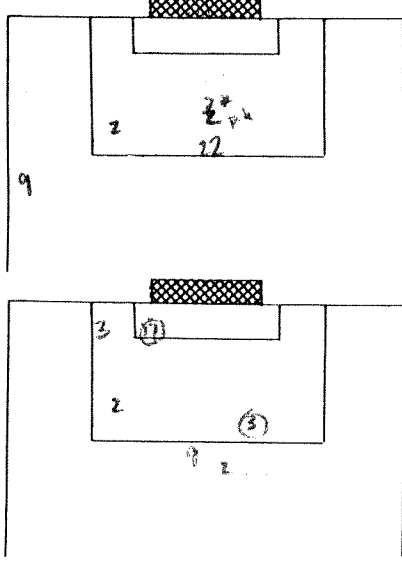
This Statistics is brought to you for free and open access by DigitalCommons@Cedarville, a service of the Centennial Library. It has been accepted for inclusion in Men's Soccer Statistics by an authorized administrator of DigitalCommons@Cedarville. For more information, please contact digitalcommons@cedarville.edu.

BRINE[®] SOCCER SCORE SHEET


DATE 10/12/93
FIELD Cedarville
WEATHER windy, 50's

HOME Cedarville (6-3-1) vs. VISITORS Wilmington (7-7)

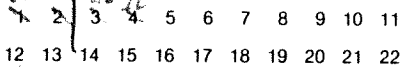
SHOT CHART



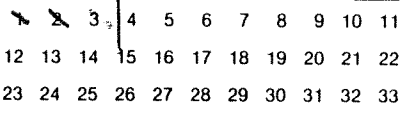
SHOTS AT GOAL



CORNER KICKS

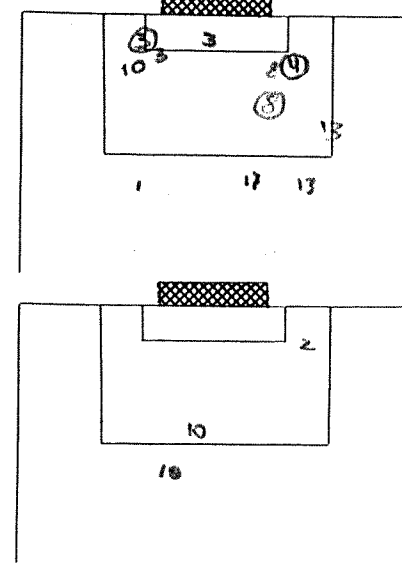


GOALIE SAVES

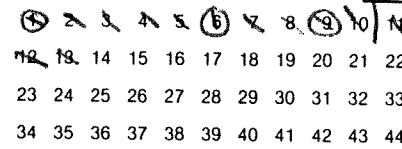


REFEREES Pete Davies
Ken Conselyea
Marshall Shore


SHOT CHART




SHOTS AT GOAL



CORNER KICKS



GOALIE SAVES



SCOREKEEPER Will Miller

SHOTS	ASS.	GOALS	NO.	PLAYERS	POS.	PLAYERS	NO.	GOALS	ASS.	SHOTS
			GK	Ryan Mears	GOAL	Dave Burrows	GK			
			2	Ted Kruse		Jason Hyre	2			
	1		3	Jeremy Walling		Troy Clawson	3	1		
			5	Brent Kadlecik		Dave Schell	4	1		1
			8	Tom Kosman		Colin Truemper	5			
1			9	Eric Roini		Matt Meister	6			
			11	Kevin Bolonait		Marc Cornelius	8	1		
1	1		17	Keple Schweidebaum		Scott Williamson	9			
			18	Neil Brown		Brian Beard	10			
			19	Dave Bradner		Chris Baker	13			
1			27	Andy Stewart		Chris Mulberry	21			
SUBS										
			GK	Mark Otto		Robert Wilson	GK			
			4	Cliff Scott	5/2	Jason Gerber	11			
			7	Dan Lee		Keith Melberry	12			
			10	Mark Huffart	2/2	Jeff Eyrich	14			
			15	Dave Larris	1/1	Tony Mitchell	16			
			21	Brent Casselman	13/12	Rich LeVecke	17			1
1			24	Greg Edlund	17/1	Jim Flort	18			
				Ronnie [unclear]	2/1	James Lamb	20			
				[unclear]	1/1	Jim Oberer	23			
				[unclear]	1/1	Bobby Kuhn	24			
				[unclear]		Mike O'Connor	26			

SCORING

TEAM	PLAYER	PER	TIME	ASSIST	ASSIST	HOW SCORED
Wilm.	Schell	1	1:45	Hyre		shot outside 6, lower right
Wilm.	Cornelius	1	12:00	Hyre		shot inside 18, overkeeper
Wilm.	Clawson	1	20:15	[unclear]		shot outside 6, low net
CC	Schweidebaum	7	7:00	Stewart	Kosman	rebound, shot inside 6
CC	Walling	2	37:00	[unclear]		headed over keeper

2, 12, 22, 18, 14, 19 = 25

FOULS	11, 24, 18, 18, 2, 2, 2, 2, 17, 18, 9, 9, 22, 24, 3, 22, 14, 17.
OFFSIDES	= 10

TEAM	1	2	O.T.	O.T.	FINAL
CC	0	2	-	-	2
Wilmington	3	0	-	-	3

FOULS	/ / / = 28
OFFSIDES	1 / 1 = 2