
10-9-1993

Cedarville vs. Tiffin

Cedarville University

Follow this and additional works at: https://digitalcommons.cedarville.edu/mens_soccer_statistics



Part of the [Higher Education Commons](#), and the [Sports Studies Commons](#)

Recommended Citation

Cedarville University, "Cedarville vs. Tiffin" (1993). *Men's Soccer Statistics*. 489.
https://digitalcommons.cedarville.edu/mens_soccer_statistics/489

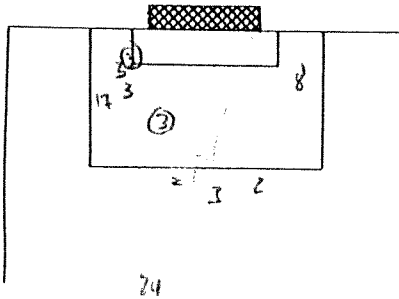
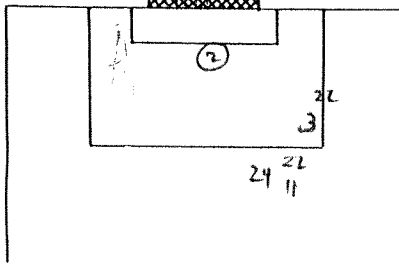
This Statistics is brought to you for free and open access by DigitalCommons@Cedarville, a service of the Centennial Library. It has been accepted for inclusion in Men's Soccer Statistics by an authorized administrator of DigitalCommons@Cedarville. For more information, please contact digitalcommons@cedarville.edu.

BRINE SOCCER SCORE SHEET

DATE 10/9/93
FIELD Cedarville
WEATHER Windy, 50's

HOME Cedarville vs. VISITORS Tiffin

SHOT CHART



SHOTS AT GOAL

16

1 2 3 4 5 6 7 8 9 10 11
12 13 14 15 16 17 18 19 20 21 22
23 24 25 26 27 28 29 30 31 32 33
34 35 36 37 38 39 40 41 42 43 44

CORNER KICKS

6

1 2 3 4 5 6 7 8 9 10 11
12 13 14 15 16 17 18 19 20 21 22

GOALIE SAVES

8

1 2 3 4 5 6 7 8 9 10 11
12 13 14 15 16 17 18 19 20 21 22
23 24 25 26 27 28 29 30 31 32 33

REFEREES

WALT JONES
N/Ara Baldeosingh
F/John Sellers

SHOTS	ASS.	GOALS	NO.	PLAYERS	POS.	PLAYERS	NO.	GOALS	ASS.	SHOTS
			1	Mark Otto	GOAL	Jason Guiliano	1			
11		1	2	Ted Kruse		Bradley Thom	2			
11		11	3	Jeremy Walling		Kevin Faulkner	5	1	1	11
			5	Braid Kadlecik		John Sand	6			11
1	1		8	Tom Kosman		Jason Senior	7	1		11
			9	Eric Reini		James Walker	8	1		11
1			11	Kevin Belmont		Tim Fletcher	10			1
1			17	Kyle Schwendeman		Tilker Onan	11			
			18	Neil Bowen		Roderick Reid	12	1	11	11
			19	Dave Fradner		Mike Reed	18			
11	1		22	Andy Stewart		Janne Savolainen	22			11

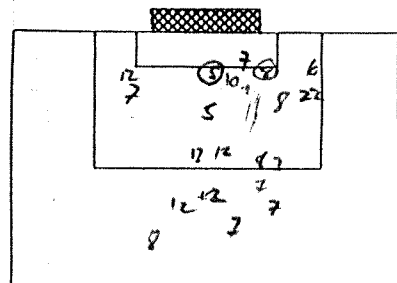
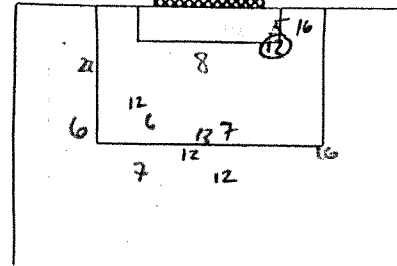
SUBS

			1	Ryan Mears	6	Rudy Brownell	3			
			11	Cliff Scott	8	John Hall	4			
			7	Dan Lee	9	Matt Felas	7			
			10	Nate Aultfort	10	Stephan Kremer	13			1
			15	Dave Lewis		Ben Williams	14			
11			24	Brent Casselmann	8/2	Kliff Wiant	15			
			27	Graig Edmond	12/8/10	Richard Berklin	16			11
				17 in for 2		Jason Fine	17			
				2 in for 7		Kent Alspingh	20			
				9 in for 24		Jamie Tombrino	21			
				21 in for 8		Tony Dimaggio	23			

SCORING

TEAM	PLAYER	PER	TIME	ASSIST	ASSIST	HOW SCORED
CC	Kruse	1	25:30	Stewart		shot Stewart, rebound outside 6
Tiffin	Reid	1	42:00	Faulkner		inside 6
Tiffin	Walker	2	1:00	Reid		fronterce cross, shot 6
CC	Walling	2	26:00			
CC	Walling	2	28:00	Kosman		shot inside 18
Tiffin	Senior	2	48:30			low upper 90
Tiffin	Faulkner	2	8:01	Reid		corner, headed

SHOT CHART



SHOTS AT GOAL

34

1 2 3 4 5 6 7 8 9 10 11
12 13 14 15 16 17 18 19 20 21 22
23 24 25 26 27 28 29 30 31 32 33
34 35 36 37 38 39 40 41 42 43 44

CORNER KICKS

13

1 2 3 4 5 6 7 8 9 10 11
12 13 14 15 16 17 18 19 20 21 22

GOALIE SAVES

7

1 2 3 4 5 6 7 8 9 10 11
12 13 14 15 16 17 18 19 20 21 22
23 24 25 26 27 28 29 30 31 32 33

SCOREKEEPER WILL MILLIGAN

FOULS 18, 3, 19, 19, 19, 11, 12, 19, 21, 17, 22, 9, 9, 9, 3, 24, 11
OFFSIDES 24, 3, 3, 11 = 37

TEAM	1	2	O.T.	O.T.	FINAL
CC	1	2	0	0	3
Tiffin	1	2	1	0	4

FOULS 11 11 11 = 11
OFFSIDES 1 11 = 3