
10-21-1995

Cedarville vs. Asbury

Cedarville University

Follow this and additional works at: https://digitalcommons.cedarville.edu/mens_soccer_statistics



Part of the [Higher Education Commons](#), and the [Sports Studies Commons](#)

Recommended Citation

Cedarville University, "Cedarville vs. Asbury" (1995). *Men's Soccer Statistics*. 531.
https://digitalcommons.cedarville.edu/mens_soccer_statistics/531

This Statistics is brought to you for free and open access by DigitalCommons@Cedarville, a service of the Centennial Library. It has been accepted for inclusion in Men's Soccer Statistics by an authorized administrator of DigitalCommons@Cedarville. For more information, please contact digitalcommons@cedarville.edu.

Kwik Goal Ltd.

Field Location: Lebanville

Date: 10/2/95

Field Condition: Grass

Time: 3pm

Weather Condition: Freezing Cold

Scorer: Kyle Schumacher

Referees: MICHAEL RADO, C

Timer: _____

N-JOB COLVIN: BILL PATT

SCORE

Team	Per.	Per.	OT	OT	Final
Home	4	0			4
Opponent	0	1			1

Game Summary

SHOTS ON GOAL

1	2	3	4	5
6	7	8	9	10
11	12	13	14	15
16	17	18	19	20
21	22	23	24	25
26	27	28	29	30
31	32	33	34	35
Total <u>16</u>				

KEEPER SAVES

1	2	3	4	5
6	7	8	9	10
11	12	13	14	15
16	17	18	19	20
21	22	23	24	25
Total <u>3</u>				

CORNER KICKS

1	2	3	4	5
6	7	8	9	10
11	12	13	14	15
16	17	18	19	20
21	22	23	24	25
Total <u>3</u>				

DIRECT KICKS

1	2	3	4	5
6	7	8	9	10
Total _____				

INDIRECT KICKS

1	2	3	4	5
6	7	8	9	10
Total _____				

Position	Player's Name	Number	Shots on Goal If Scored Circle	Assists	Steals	Fouls or RT Calls	Off Sides	Minutes Played	X-Throw In Error
K	Guan Mears	1							
M	Jeff Rockwood	3							
D	Cliff Scott	4							
M	Duss Pound	6							
F	David Poole	7							
F	Mike Hidalgo	9							
F	Braed Faulkner	10							
D	Craig Schaap	11							
M	Dave Rutledge	14							
D	Neil Brown	18							
D	Krent Caseman	24							

SUBSTITUTIONS

K	Jason Ostrander	✓	0	70th					
M	Ben Nordaas	✓	2	"					
M	Joe Jarvis	✓	4	"					
M	John Hufford	✓	15	"					
D	Jason Schmitt	✓	26	"					
M	Greg Edlund	✓	27	"					
F	Dwaine Hammond	✓	17	"					
D	Andy Skans	✓	22	"					
F	Harley	✓	13	"					
F	Wesley	✓	12	"					
G	BJ Bechtle	Team Totals	85th min.						

SCORING RECORD

Goal	H/O	#	Asst.#	Per	Time	How Goal Was Scored
1	H	7	9	1	17	deep corner cross & stretch goal
2	H	6	9	1	22	cross - keeper out of play, shot in
3	H	10	7	1	32	target pass to Poole, 1 m. goal
4	H	10	7	1	47	short cross to Poole, keeper kept coming
5	H	10	9	2	88	Cross to header
6						
7						

Position	Player's Name	Number	Shots on Goal If Scored Circle	Assists	Steals	Fouls or RT Calls	Off Sides	Minutes Played	X-Throw In Error
K	Mike Yonko	1							
F	Janet Bean	3							
D	Jason Freburn	6							
D	Charles LeBoeuf	5							
F	Nathan Brown	10							
M	Matt Seamands	11							
M	Tim Doble	15							
F	Walt Maust	16							
F	James Jaeger	19							
M	Steve Brown	20							
B	Karl Klein	21							

SUBSTITUTIONS

D	Clayton Beck	✓	4	"					
D	Math Fish	✓	17	"					
F	Wade Pines	✓	2	"					
D	Walt Lucardie	✓	7	"					
F	Chris Vogel	✓	13	"					
M	Boice Johnson	✓	14	"					
F	JD SCHROEDER	✓	15	"					

Team Totals

Goal	H/O	#	Asst.#	Per	Time	How Goal Was Scored
8						
9						
10						
11						
12						
13						
14						

SHOTS ON GOAL

1	2	3	4	5
6	7	8	9	10
11	12	13	14	15
16	17	18	19	20
21	22	23	24	25
26	27	28	29	30
31	32	33	34	35
Total <u>6</u>				

KEEPER SAVES

1	2	3	4	5
6	7	8	9	10
11	12	13	14	15
16	17	18	19	20
21	22	23	24	25
Total <u>0</u>				

CORNER KICKS

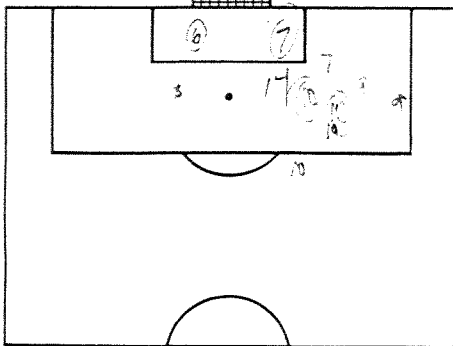
1	2	3	4	5
6	7	8	9	10
11	12	13	14	15
16	17	18	19	20
21	22	23	24	25
Total _____				

DIRECT KICKS

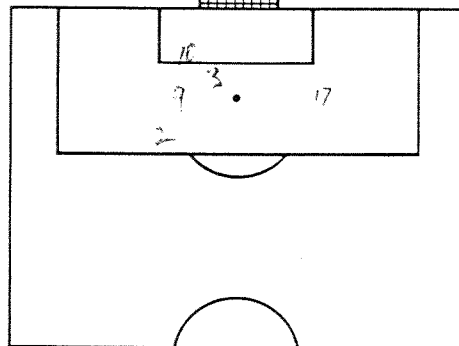
1	2	3	4	5
6	7	8	9	10
Total _____				

INDIRECT KICKS

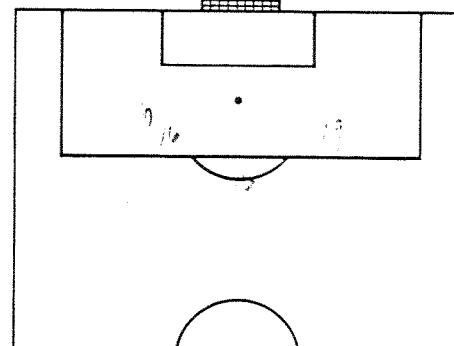
1	2	3	4	5
6	7	8	9	10
Total <u>2</u>				



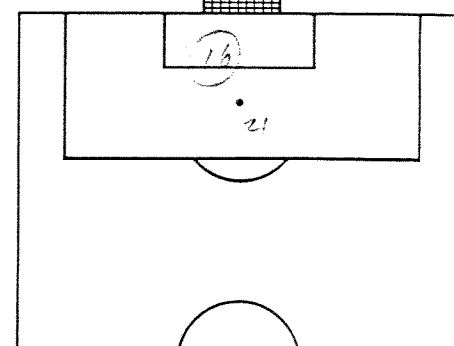
1st Half Home Shots



2nd Half Home Shots



1st Half Opponents Shots



2nd Half Opponents Shots