

9-1995

Cedarville vs. MVNC

Cedarville University

Follow this and additional works at: https://digitalcommons.cedarville.edu/mens_soccer_statistics



Part of the [Higher Education Commons](#), and the [Sports Studies Commons](#)

Recommended Citation

Cedarville University, "Cedarville vs. MVNC" (1995). *Men's Soccer Statistics*. 525.
https://digitalcommons.cedarville.edu/mens_soccer_statistics/525

This Statistics is brought to you for free and open access by DigitalCommons@Cedarville, a service of the Centennial Library. It has been accepted for inclusion in Men's Soccer Statistics by an authorized administrator of DigitalCommons@Cedarville. For more information, please contact digitalcommons@cedarville.edu.

Kwik Goal Ltd.
 Date: _____
 Time: 2:00
 Scorer: BEN HAFFEY
 Timer: _____

Field Location: MVC
 Field Condition: Good
 Weather Condition: SUNNY/WARM
 Referees: Duili Wood Jeff No. 1
Al Johnson (center) (cheat side)

SCORE					
Team	Per.	Per.	OT	OT	Final
Home	0	1			1
Opponent	1	2			3

Game Summary

SHOTS ON GOAL

1	2	3	4	5
6	7	8	9	10
11	12	13	14	15
16	17	18	19	20
21	22	23	24	25
26	27	28	29	30
31	32	33	34	35
Total <u>7</u>				

KEEPER SAVES

1	2	3	4	5
6	7	8	9	10
11	12	13	14	15
16	17	18	19	20
21	22	23	24	25
Total <u>7</u>				

CORNER KICKS

1	2	3	4	5
6	7	8	9	10
11	12	13	14	15
16	17	18	19	20
21	22	23	24	25
Total <u>1</u>				

DIRECT KICKS

1	2	3	4	5
6	7	8	9	10
Total <u>9</u>				

INDIRECT KICKS

1	2	3	4	5
6	7	8	9	10
Total <u>1</u>				

Position	Player's Name	Home Team	Number	Shots on Goal	Goals Scored	Assists	Steals	Fouls or R.Y. Cards	Off Sides	Minutes Played	X-Throw in Error
G	Mears, Ryan		1								
B	Scott, Cl-G		4								
F	Rooke, David		7								
M	Faulkner, Sean		10								
B	Schaap, Craig		11								
B	Rutledge, Mike		12								
M	Auffair, Nate		15								
M	Holland, Dave		17								
B	Brown, Neil		18								
F	Cox, James		19								
M	Edlund, Greg		29								

SUBSTITUTIONS

✓	Wachne, J (half time)	00									
✓	Castro, Jason	10									
✓	Rockwood, Jeff	3									
✓	Storke, Joel	8									
✓	Webb, Michael	12									
✓	Lewis, Steve	19									
✓	Shaw, Andy	28									
Team Totals		4	2							10	

SCORING RECORD

Goal	H/O	#	Asst.#	Per	Time	How Goal Was Scored
1	G	16	10	1	24:13	ball played through + volley struck
2	H	17	27	1	7:50	corner kick + off def rebound
3	D	8	16	1	7:50	#16 shot scored on rebound
4	G	12	8	1	7:20	-X kicks to head & sign writing
5						
6						
7						

Position	Player's Name	Opponents Team	Number	Shots on Goal	Goals Scored	Assists	Steals	Fouls or R.Y. Cards	Off Sides	Minutes Played	X-Throw in Error
GK	Hopp, Aaron		X								
M	Evans, Brock		5								
M	Carpenter, Chris		7								
F	Lewis, Levi		X	8							
D	Munroe, Greg		9								
M	Voogdros, Peter		X	10							
F	Groves, Danny		12								
F	Pollock, Ben		4								
D	Michalski, Gabe		19								

SUBSTITUTIONS

GK	Wush, Josh	-									
	Remy, Jude	2									
	Robinson, Aaron	3									
	Williams, Wade	4									
✓	Ellis, Matt	11									
	Cameron, Kirk	20									
Team Totals		10	5	1						12	

SCORING RECORD

Goal	H/O	#	Asst.#	Per	Time	How Goal Was Scored
8						
9						
10						
11						
12						
13						
14						

SHOTS ON GOAL

1	2	3	4	5
6	7	8	9	10
11	12	13	14	15
16	17	18	19	20
21	22	23	24	25
26	27	28	29	30
31	32	33	34	35
Total <u>19</u>				

KEEPER SAVES

1	2	3	4	5
6	7	8	9	10
11	12	13	14	15
16	17	18	19	20
21	22	23	24	25
Total <u>3</u>				

CORNER KICKS

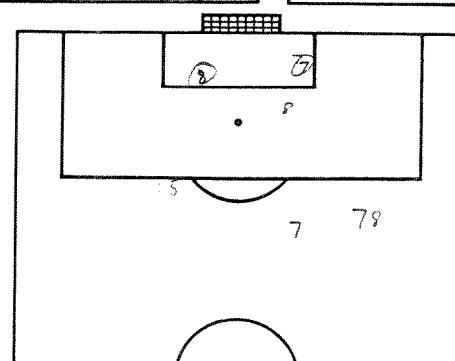
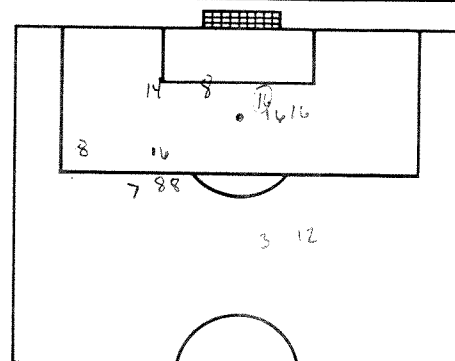
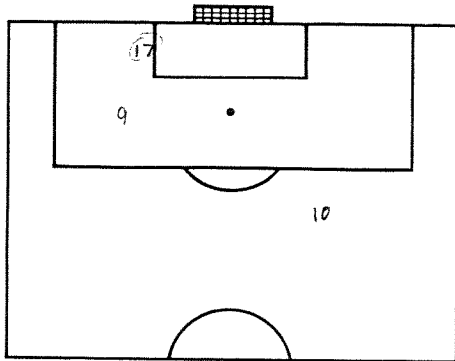
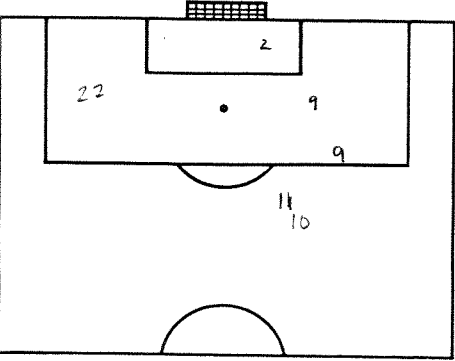
1	2	3	4	5
6	7	8	9	10
11	12	13	14	15
16	17	18	19	20
21	22	23	24	25
Total <u>2</u>				

DIRECT KICKS

1	2	3	4	5
6	7	8	9	10
Total <u>5</u>				

INDIRECT KICKS

1	2	3	4	5
6	7	8	9	10
Total <u>0</u>				



1st Half Home Shots 2nd Half Home Shots 1st Half Opponents Shots 2nd Half Opponents Shots