

---

9-14-1995

## Cedarville vs. Otterbein

Cedarville University

Follow this and additional works at: [https://digitalcommons.cedarville.edu/mens\\_soccer\\_statistics](https://digitalcommons.cedarville.edu/mens_soccer_statistics)



Part of the [Higher Education Commons](#), and the [Sports Studies Commons](#)

---

### Recommended Citation

Cedarville University, "Cedarville vs. Otterbein" (1995). *Men's Soccer Statistics*. 523.  
[https://digitalcommons.cedarville.edu/mens\\_soccer\\_statistics/523](https://digitalcommons.cedarville.edu/mens_soccer_statistics/523)

This Statistics is brought to you for free and open access by DigitalCommons@Cedarville, a service of the Centennial Library. It has been accepted for inclusion in Men's Soccer Statistics by an authorized administrator of DigitalCommons@Cedarville. For more information, please contact [digitalcommons@cedarville.edu](mailto:digitalcommons@cedarville.edu).

**Kwik Goal Ltd.**  
 Date: 2/14/02  
 Time: 6 pm  
 Scorer: *Ken Seaman*  
 Timer:

Field Location: *Oberpein*  
 Field Condition: *good*  
 Weather Condition: *70, slight breeze, clear sky*  
 Referees: *Chris Weber*  
*Walter Erising, Jim Silvers*

SCORE					
Team	Per.	Per.	OT	OT	Final
Home					
Opponent					

*Touches R.L.*  
**Game Summary**  
*Cedarville dominated - passing, trapping, work, looking 2-2 tie*  
*Paul Bellar expected - 2 goals*

**SHOTS ON GOAL**

1	2	3	4	5
6	7	8	9	10
11	12	13	14	15
16	17	18	19	20
21	22	23	24	25
26	27	28	29	30
31	32	33	34	35
Total: <b>17</b>				

**KEEPER SAVES**

1	2	3	4	5
6	7	8	9	10
11	12	13	14	15
16	17	18	19	20
21	22	23	24	25
Total: <b>11</b>				

**CORNER KICKS**

1	2	3	4	5
6	7	8	9	10
11	12	13	14	15
16	17	18	19	20
21	22	23	24	25
Total: <b>3</b>				

**DIRECT KICKS**

1	2	3	4	5
6	7	8	9	10
Total: <b>12</b>				

**INDIRECT KICKS**

1	2	3	4	5
6	7	8	9	10
Total: <b>0</b>				

**Cedarville 9-1**  
Home Team

Position	Player's Name	Number	Shots on Goal	Scored	Circle	Assists	Steals	Fouls or F.V. Cards	Off Sides	Minutes playing	X-Throw In	Error
GK	BS Bechtel	00										
D	Jeff Rockwood	3										
D	Cliff Scott	4										
F	Mike Hidalgo	9	11									
F	Dave Pookel	7	11									
F	Reed Faulkner	16	11									
D	Craig Schaap	11										
D	Duane Durlidge	14										
D	Neil Brown	18										
N	Andy Evans	22										
M	Brent Casselman	21	11									

**SUBSTITUTIONS**

Player's Name	Number	Time	How Goal Was Scored
Jason Ustrander	0		
Ben Nordas	2	11	
Kuss found	6		
Joel Bierke	8		
Grae Edlund	22		
Jason Shaffer	26		
Stew Lewis	19		
Duane Hammond	17		
Ben Huttel	13		
George Weber	12		

Team Totals

**Oberpein 1-2**  
Opponents Team

Position	Player's Name	Number	Shots on Goal	Scored	Circle	Assists	Steals	Fouls or F.V. Cards	Off Sides	Minutes playing	X-Throw In	Error
	George Madison	1										
	Bonnie Gierah	2										
	Dod Boreh	3										
	John Napolitano	4	11									
	Kris Foster	7										
	John Castor	10	11									
	Eric Weiss	11										
	Matt Richardson	12										
	Paul Bellar	15	11									
	Marshall DiFranza	16										
	Adam Chaffin	23										

**SUBSTITUTIONS**

Player's Name	Number	Time	How Goal Was Scored
RJ Williams	5		
Dave Manson	6		
Tim Sawyer	8		
William Weil	9		
Jon Pitman	17		
Jeff Patti	14	11	
Brendan Radtke	17		
Ryan Crisler	18		
Sean Donov	20		
Chris Azzola	21	11	

Team Totals

**SHOTS ON GOAL**

1	2	3	4	5
6	7	8	9	10
11	12	13	14	15
16	17	18	19	20
21	22	23	24	25
26	27	28	29	30
31	32	33	34	35
Total: <b>17</b>				

**KEEPER SAVES**

1	2	3	4	5
6	7	8	9	10
11	12	13	14	15
16	17	18	19	20
21	22	23	24	25
Total: <b>9</b>				

**CORNER KICKS**

1	2	3	4	5
6	7	8	9	10
11	12	13	14	15
16	17	18	19	20
21	22	23	24	25
Total: <b>7</b>				

**DIRECT KICKS**

1	2	3	4	5
6	7	8	9	10
Total: <b>12</b>				

**INDIRECT KICKS**

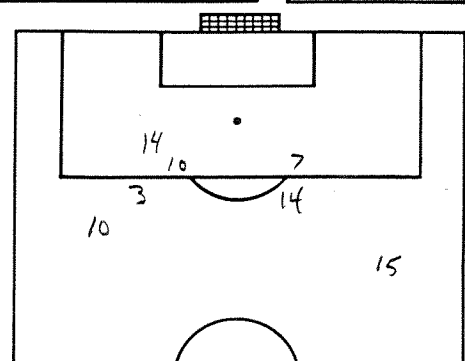
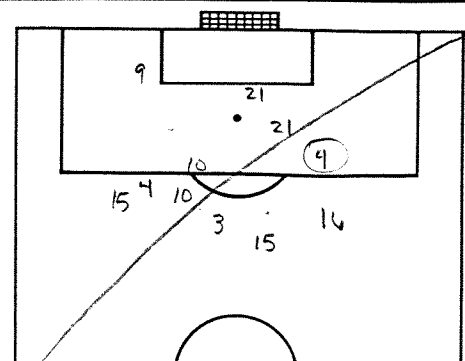
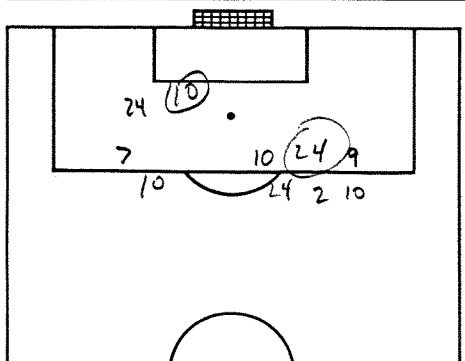
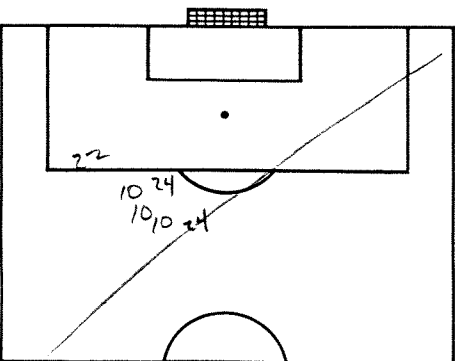
1	2	3	4	5
6	7	8	9	10
Total: <b>1</b>				

**SCORING RECORD**

Goal	H/O	#	Asst.#	Per	Time	How Goal Was Scored
1	O	4	15	1	10min	Bongh - no clear by Defense
2	H	24	10	2	60min	Take over from Reed - Shot Brent
3	O	10	3	2	70min	free kick - #3 to #10 top of box
4	H	24	3	2	74min	Bongh cross - Header by Brent
5						
6						
7						

**SCORING RECORD**

Goal	H/O	#	Asst.#	Per	Time	How Goal Was Scored
8						
9						
10						
11						
12						
13						
14						



1st Half Home Shots      2nd Half Home Shots      1st Half Opponents Shots      2nd Half Opponents Shots