
9-5-1995

Cedarville vs. Denison

Cedarville University

Follow this and additional works at: https://digitalcommons.cedarville.edu/mens_soccer_statistics



Part of the [Higher Education Commons](#), and the [Sports Studies Commons](#)

Recommended Citation

Cedarville University, "Cedarville vs. Denison" (1995). *Men's Soccer Statistics*. 518.
https://digitalcommons.cedarville.edu/mens_soccer_statistics/518

This Statistics is brought to you for free and open access by DigitalCommons@Cedarville, a service of the Centennial Library. It has been accepted for inclusion in Men's Soccer Statistics by an authorized administrator of DigitalCommons@Cedarville. For more information, please contact digitalcommons@cedarville.edu.

Kwik Goal Ltd.
 Date: 9-25
 Time: 8:00 PM
 Scorer:
 Timer:

Field Location:
 Field Condition:
 Weather Condition:
 Referees: Jim Reathley
Mount Pleasant

SCORE					
Team	Per.	Per.	OT	OT	Final
Home	0	0	-	-	0
Opponent	2	2	-	-	4

Game Summary

SHOTS ON GOAL

1	2	3	4	5
6	7	8	9	10
11	12	13	14	15
16	17	18	19	20
21	22	23	24	25
26	27	28	29	30
31	32	33	34	35
Total	3			

KEEPER SAVES

1	2	3	4	5
6	7	8	9	10
11	12	13	14	15
16	17	18	19	20
21	22	23	24	25
Total	5			

CORNER KICKS

1	2	3	4	5
6	7	8	9	10
11	12	13	14	15
16	17	18	19	20
21	22	23	24	25
Total	2			

DIRECT KICKS

1	2	3	4	5
6	7	8	9	10
Total	9			

INDIRECT KICKS

1	2	3	4	5
6	7	8	9	10
Total	1			

Position	Player's Name	Number	Shots on Goal	Assists	Steals	Fouls or Off Sides	Minutes Played	X-Throw In Error
Home Team	CL (0-1)							
GK	Mears, Ryan	1						
M	Blackwood, Jeff	3						
D	Scott, Cliff	4						
E	Ramos, Laria	7						
F	Faulkner, Reade	10						
D	Seices, Craig							
D	Rutledge, David	14						
M								
D	Brown, Mel	18						
M								
M	Edwards, Greg	27						

SUBSTITUTIONS

X		00						
X	Alexander, Jason	0						
X		2						
X		6						
X		8						
X	Hidalgo, Michael	9						
X		12						
X	Lewis, Steve	19						
X	Shaw, Andy	22						
X	Shaffer, Jason	26						
Team Totals			1	2				

SCORING RECORD

Goal	H/O	#	Asst.#	Per	Time	How Goal Was Scored
1	0	4	14	1	7:50	Pass from baseline to back door
2	2	11	5		25:15	
3	0	12	4	1	66:21	
4	0	22	19	1	68:3	Free kick to goal
5						
6						
7						

Position	Player's Name	Number	Shots on Goal	Assists	Steals	Fouls or Off Sides	Minutes Played	X-Throw In Error
Opponents Team	Devision (1-1)							
GK	Paul, Steve	0						
D	Sitz, Matt	3						
M	Fleisher, Jeremy	4						
D	Gerlach, Graham	5						
F	Richards, Travis	9						
M	Brenner, Matt	12						
M	Kuns, Doug	13						
F	Burnham, Dave	14						
D	Caldwell, Dix	16						
M		5						
D	Kavanaugh, Brendan	19						

SUBSTITUTIONS

	Alexander, Marc	10						
	Wine, Todd	12						
	Koehler, Ethan	11						
	Azarkaitis, Matt	24						
	Richard, James	25						
	Moore, Geoffrey	15						
		20						
	Koop, Clifford	7						
	Ryan, Alec	17						
	Redloff, Matt	00						
Team Totals			5	6	2	1		

SCORING RECORD

Goal	H/O	#	Asst.#	Per	Time	How Goal Was Scored
8						
9						
10						
11						
12						
13						
14						

SHOTS ON GOAL

1	2	3	4	5
6	7	8	9	10
11	12	13	14	15
16	17	18	19	20
21	22	23	24	25
26	27	28	29	30
31	32	33	34	35
Total	10			

KEEPER SAVES

1	2	3	4	5
6	7	8	9	10
11	12	13	14	15
16	17	18	19	20
21	22	23	24	25
Total	0			

CORNER KICKS

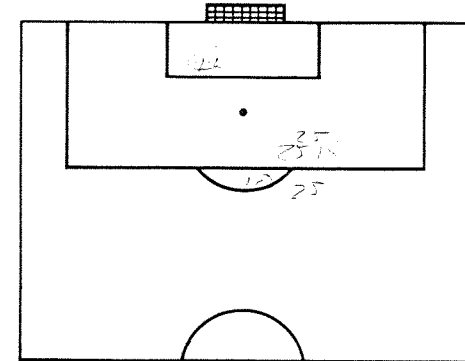
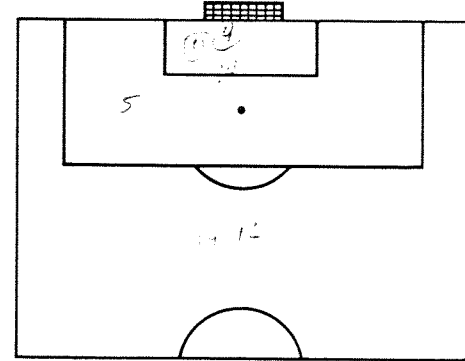
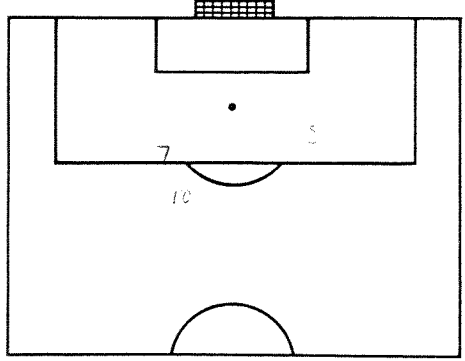
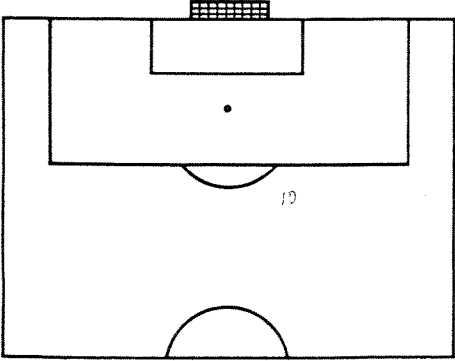
1	2	3	4	5
6	7	8	9	10
11	12	13	14	15
16	17	18	19	20
21	22	23	24	25
Total	5			

DIRECT KICKS

1	2	3	4	5
6	7	8	9	10
Total	12			

INDIRECT KICKS

1	2	3	4	5
6	7	8	9	10
Total	0			



1st Half Home Shots 2nd Half Home Shots 1st Half Opponents Shots 2nd Half Opponents Shots