

9-9-1995

Cedarville vs. Toccoa Falls

Cedarville University

Follow this and additional works at: https://digitalcommons.cedarville.edu/mens_soccer_statistics



Part of the [Higher Education Commons](#), and the [Sports Studies Commons](#)

Recommended Citation

Cedarville University, "Cedarville vs. Toccoa Falls" (1995). *Men's Soccer Statistics*. 517.
https://digitalcommons.cedarville.edu/mens_soccer_statistics/517

This Statistics is brought to you for free and open access by DigitalCommons@Cedarville, a service of the Centennial Library. It has been accepted for inclusion in Men's Soccer Statistics by an authorized administrator of DigitalCommons@Cedarville. For more information, please contact digitalcommons@cedarville.edu.

Kwik Goal Ltd.

Field Location: St. Paul's

Field Condition: Good

Weather Condition: Light rain, 10-15°C

Referees: Paul Sturt

Date: Sat 9-9-05

Time: 11 AM

Scorer: Kyle Schwensmann

Timer: Landy Lunsell / Kevin Griffin

SCORE

Team	Per.	Per.	OT	OT	Final
Home					
Opponent					

Game Summary

Game Summary	
--------------	--

SHOTS ON GOAL

1	2	3	4	5
6	7	8	9	10
11	12	13	14	15
16	17	18	19	20
21	22	23	24	25
26	27	28	29	30
31	32	33	34	35
Total <u>22</u>				

KEEPER SAVES

1	2	3	4	5
6	7	8	9	10
11	12	13	14	15
16	17	18	19	20
21	22	23	24	25
Total <u>7</u>				

CORNER KICKS

1	2	3	4	5
6	7	8	9	10
11	12	13	14	15
16	17	18	19	20
21	22	23	24	25
Total <u>8</u>				

DIRECT KICKS

1	2	3	4	5
6	7	8	9	10
11	12	13	14	15
16	17	18	19	20
21	22	23	24	25
Total <u>5</u>				

INDIRECT KICKS

1	2	3	4	5
6	7	8	9	10
11	12	13	14	15
16	17	18	19	20
21	22	23	24	25
Total <u>2</u>				

Position	Player's Name	Number	Shots on Goal If Scored Circle	Assists	Steals	Faults or Off-Side	Off-Side	Minutes Played	K-Throw In Error
GK	Jason Osterander	0							
M	Jeff Rockwood	3							
D	Cliff Scott	4							
F	David Rooke	7							
F	Mike Kidalao	9							
D	Craig Schapp	11							
D	Dave Rutledge	14							
M	Diane Hammond	17							
D	Neil Brown	18							
M	Brent Cassimou	24							
M	Greg Edlund	27							

Position	Player's Name	Number	Shots on Goal If Scored Circle	Assists	Steals	Faults or Off-Side	Off-Side	Minutes Played	K-Throw In Error
D	Jason Shafer	26							
GK	BT Bechtel	00							
M	Paul Nordaas	2							
M	Russ Pound	6							
M	Jed Burke	5							
F	Reade Faulkner	10							
F	George Walker	12							
F	Nate Johnson	15							
M	Steve Lewis	19							
M	Andy Shaw	22							

SUBSTITUTIONS

Position	Player's Name	Number	Shots on Goal If Scored Circle	Assists	Steals	Faults or Off-Side	Off-Side	Minutes Played	K-Throw In Error
D	David Cox	15							
F	Mike Cox	4							
M	Phil Crowen	3							
M	Jeff Duerler	11							
D	Doug Farley	7							
M	Brian Ingrassia	8							
D	Thad Pinney	19							
F	James Doss	18							
GK	Peter Reiferer	GK							
D	John Swave	5							
M	Rob Worster	12							

Position	Player's Name	Number	Shots on Goal If Scored Circle	Assists	Steals	Faults or Off-Side	Off-Side	Minutes Played	K-Throw In Error
	Mark Willis	16							
	Nate Johnson	17							
	Chad Ludwig	2							
	Eric Rouse	6							
	Ken Collins	1							
	Kurt Cavitt	9							
	Jeremy Jordan	10							
	Nick Ware	14							

SUBSTITUTIONS

Goal	H/O	#	Asst.#	Per	Time	How Goal Was Scored
1	H	9	-	2	51 min	PK - Handball in for - chss by 17 to 9
2	O	2	-	2	90 min	PK - Bad call
3						
4						
5						
6						
7						

Goal	H/O	#	Asst.#	Per	Time	How Goal Was Scored
8						
9						
10						
11						
12						
13						
14						

SHOTS ON GOAL

1	2	3	4	5
6	7	8	9	10
11	12	13	14	15
16	17	18	19	20
21	22	23	24	25
26	27	28	29	30
31	32	33	34	35
Total <u>22</u>				

KEEPER SAVES

1	2	3	4	5
6	7	8	9	10
11	12	13	14	15
16	17	18	19	20
21	22	23	24	25
Total <u>2</u>				

CORNER KICKS

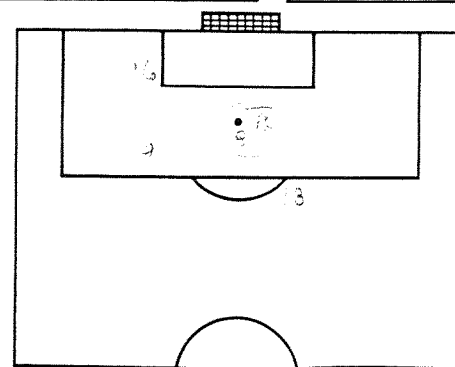
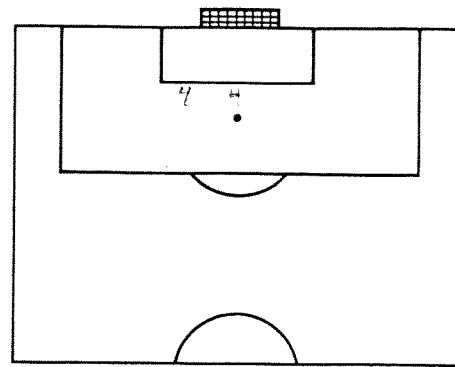
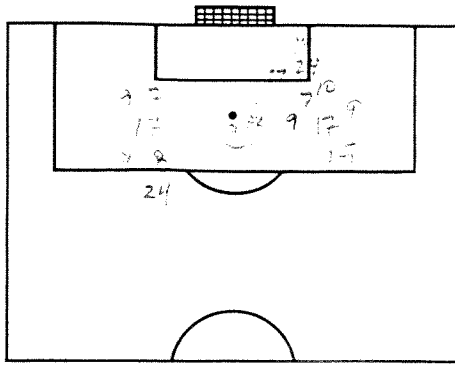
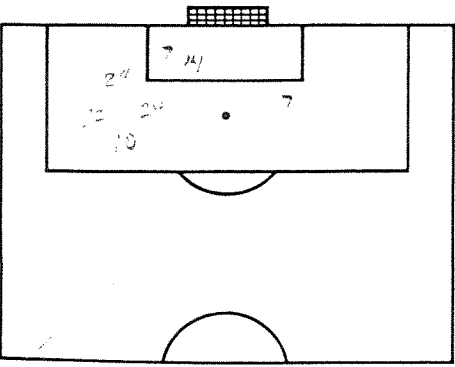
1	2	3	4	5
6	7	8	9	10
11	12	13	14	15
16	17	18	19	20
21	22	23	24	25
Total <u>5</u>				

DIRECT KICKS

1	2	3	4	5
6	7	8	9	10
11	12	13	14	15
16	17	18	19	20
21	22	23	24	25
Total <u>7</u>				

INDIRECT KICKS

1	2	3	4	5
6	7	8	9	10
11	12	13	14	15
16	17	18	19	20
21	22	23	24	25
Total <u>2</u>				



1st Half Home Shots 2nd Half Home Shots 1st Half Opponents Shots 2nd Half Opponents Shots